

An Act

LEGISLATIVE ACT 05-14

AN ACT AMENDING LEGISLATIVE ACT #22-13 AUTHORIZING THE COMPREHENSIVE CAPITAL BUDGET FOR FISCAL YEAR 2014 – Mod. 3; AND DECLARING AN EMERGENCY

BE IT ENACTED BY THE CHEROKEE NATION:

SECTION 1. TITLE AND CODIFICATION

This legislative act shall be titled and codified as “**An Act Amending Legislative Act #22-13 Authorizing the Comprehensive Capital Budget for FY 2014 – Mod. 3**”.

SECTION 2. PURPOSE

The purpose of this amendment is to authorize and approve the use of funds, subject to the availability of such funds, in accordance with Section 4, changing the amounts of certain cost centers approved in the “Comprehensive Capital Budget Act for Fiscal Year 2014” or subsequent amendment. The cumulative total of the capital budget is increased by **\$ 521,902** for a total capital budget authority of **\$ 99,436,982**. The following items are identified as the components of such change:

Grants Received & Authorized per L.A. 22-13 (detail attached)	\$ 0
Modification Request (per Section 4 below)	<u>521,902</u>
Cumulative change in budget authority	<u>\$ 521,902</u>

SECTION 3. LEGISLATIVE HISTORY

The provisions of compliance, policy of accountability, authorities and severability provided in Legislative Act #22-13 are applicable to this amendment.

SECTION 4. FUNDING AUTHORIZATIONS

The changes reflect increases to cost centers set forth in the program budget justifications incorporated herein. This modification request changes the total amount of the comprehensive capital budget authorization by an increase of **\$ 521,902** to wit:

- A. An increase in the **Capital Projects** budget authority of **\$ 521,902**.

SECTION 5. PROVISIONS AS CUMULATIVE

The provisions of this Act shall be cumulative to existing law.

SECTION 6. SEVERABILITY

The provisions of this Act are severable and if any part or provision hereof shall be held void the decision of the court so holding shall not affect or impair any of the remaining parts or provisions of this Act.


SECTION 7. EFFECTIVE DATE: EMERGENCY DECLARED

It being immediately necessary for the welfare of the Cherokee Nation, the Council hereby declares that an emergency exists, by reason whereof this Act shall take effect immediately upon its approval and signatures.

SECTION 8. SELF-HELP CONTRIBUTIONS


To the extent that this Act involves programs or services to citizens of the Nation or others, self-help contributions shall be required, unless specifically prohibited by the funding agency, or a waiver is granted due to physical or mental incapacity of the participant to contribute.

Passed by the Cherokee Council on the 10th day of March, 2014




Tina Glory Jordan, Speaker
Council of the Cherokee Nation

ATTEST:



Jodie Fishingham, Secretary
Council of the Cherokee Nation

Approved and signed by the Principal Chief this 17th day of March, 2014



Bill John Baker, Principal Chief
Cherokee Nation

ATTEST:



Chuck Hoskin, Jr., Secretary of State
Cherokee Nation

YEAS AND NAYS AS RECORDED:

Tina Glory Jordan	<u>Yea</u>	Harley Buzzard	<u>Yea</u>
Joe Byrd	<u>Yea</u>	Victoria Vazquez	<u>Yea</u>
David Walkingstick	<u>Yea</u>	Dick Lay	<u>Yea</u>
Don Garvin	<u>Yea</u>	Cara Cowan Watts	<u>Yea</u>
David W. Thornton, Sr.	<u>Yea</u>	Lee Keener	<u>Yea</u>
Janelle Fullbright	<u>Yea</u>	Janees Taylor	<u>Yea</u>
Frankie Hargis	<u>Yea</u>	Jack Baker	<u>Yea</u>
Jodie Fishinghawk	<u>Yea</u>	Julia Coates	<u>Yea</u>
Curtis Snell	<u>Yea</u>		

CHEROKEE NATION
 PROPOSED FY 2014 AMENDMENT
 Sorted by Funding Source

				Data		
Funding Source	Ref # by FS	Program/Purpose	FY 2014 Prior LA	Amend. Change to Sources	Amend. Expenses Total Change	Net Change
96-Capital Projects	1	7965100 Stilwell Child Development Center	New	521,902	521,902	\$ -
96-Capital Projects Total				\$ 521,902	\$ 521,902	\$ -
Grand Total				\$ 521,902	\$ 521,902	\$ -

Capital Mod #3 Request

COMPREHENSIVE BUDGET FOR FISCAL YEAR 2014

Funding Source	Revenues	Transfers In	Total	Direct Exp.	Indir. Exp.	Transfers Out	Total	NET
Tribally Funded Funding Source	89,642,603	1,390,822	91,033,425	80,163,805	4,482,828	6,379,486	91,026,119	7,306
Motor Fuels Tax Funding Srce	10,103,938	13,357,108	23,461,046	14,086,920	146,850	9,227,276	23,461,046	0
Motor Vehicle Tax Funding Srce	18,194,802	450,000	18,644,802	16,910,065	456,312	1,278,425	18,644,802	0
Permanent Fund Funding Source	10,530	0	10,530	10,530	0	0	10,530	0
DOI General Funding Source	12,714,025	0	12,714,025	11,918,949	795,076	0	12,714,025	0
DOI Self Gov Funding Source	14,217,484	79,600	14,297,084	13,026,057	1,260,227	10,800	14,297,084	0
DOI Self Gov Roads Funding Srce	23,844,432	0	23,844,432	23,616,471	141,088	86,873	23,844,432	0
Dept of Transportation Fnd Srce	47,825,387	0	47,825,387	47,566,718	158,826	99,843	47,825,387	0
DOI PL102-477 Funding Source	15,980,768	0	15,980,768	15,222,177	758,591	0	15,980,768	0
IHS Self Gov Health Funding Sr	244,949,439	28,140	244,977,579	224,942,327	17,385,252	2,650,000	244,977,579	0
IHS Self Gov TEH Funding Srce	5,690,386	0	5,690,386	5,311,703	378,683	0	5,690,386	0
IHS Self Gov Offc Funding Srce	322,788	0	322,788	284,719	38,069	0	322,788	0
IHS Discretionary Funding Srce	68,400	0	68,400	30,000	0	38,400	68,400	0
DHHS General Funding Source	35,531,264	516,894	36,048,158	32,421,884	3,026,274	600,000	36,048,158	0
USDA Funding Source	16,798,848	743,192	17,542,040	16,826,909	715,131	0	17,542,040	0
Dept of Education Funding Srce	1,140,468	67,154	1,207,622	1,099,523	108,099	0	1,207,622	0
HUD Funding Source	44,980,473	247,211	45,227,684	43,068,507	1,709,177	450,000	45,227,684	0
Housing Proceeds Funding Srce	0	0	0	0	0	0	0	0
EPA Funding Source	1,954,789	0	1,954,789	1,745,303	209,486	0	1,954,789	0
Dept of Labor Funding Source	6,403,806	0	6,403,806	5,768,562	635,244	0	6,403,806	0
Federal Other Funding Source	2,472,655	500	2,473,155	2,343,427	129,728	0	2,473,155	0
State of Oklahoma Funding Srce	1,423,804	0	1,423,804	1,298,103	125,701	0	1,423,804	0
Private Funding Source	678,614	183,222	861,836	802,422	59,414	0	861,836	0
Indirect Cost Pool Funding Srce	40,912,737	68,400	40,981,137	40,712,130	0	0	40,712,130	269,007
Fringe Pool Funding Source	0	0	0	0	0	0	0	0
Internal Lease Pool Funding Sr	4,400,283	0	4,400,283	4,400,283	0	0	4,400,283	0
Enterprise Funding Source	1,247,473	450,000	1,697,473	1,237,276	0	0	1,237,276	460,197
Other Funding Source	199,471	17,000	216,471	204,836	11,635	0	216,471	0
Debt Service Funding Source	0	2,650,000	2,650,000	2,650,000	0	0	2,650,000	0
Capital Projects Funding Source	19,580,409	600,000	20,180,409	20,152,269	0	28,140	20,180,409	0
Total	\$ 661,290,076	\$ 20,849,243	\$ 682,139,319	\$ 627,821,875	\$ 32,731,691	\$ 20,849,243	\$ 681,402,809	\$ 736,510

CAPITAL RECONCILIATION

LA-22-13 CAP	\$ 92,360,612	1,751,709	2/10 Council
Mod-1 Capital	5,000,000	1,554,468	2/10 Council
Mod-2 Capital	1,554,468	1,339,920	2/27 E&F
Mod-3 Capital	521,902	521,902	2/27 E&F
Total Capital	\$ 99,436,982	\$ 686,570,808	

Non Grant Requests

Mod-5 Oper Req	1,751,709	2/10 Council
Mod-2 Cap Req	1,554,468	2/10 Council
Mod-6 Oper Req	1,339,920	2/27 E&F
Mod-3 Cap Req	521,902	2/27 E&F
Total after pending Mod's	\$ 686,570,808	

Operating (LA21-13)	\$ 587,133,826	Cumulative Oper
Capital (LA-22-13)	99,436,982	Cumulative Cap
Grand Total	\$ 686,570,808	

CHEROKEE NATION TRIBAL COUNCIL

Jody S. Reece CPA, CIA, CMA

Executive Director of Financial Oversight



M e m o

To: Jodie Fishinghawk, Chair, Executive & Finance Committee & Janees Taylor, Co-Chair, Executive & Finance Committee
From: Jody S. Reece
CC: Executive & Finance Committee
Date: 02/13/2014
Re: Review of Capital Budget Modification #3

Per your request, I have reviewed the administration's budget modification request for this month's Executive & Finance Committee Meeting. Below is a summary of my review:

A. Capital Grants Received (Reporting Only):

Table with 3 columns: Funding Source, Reason, Amount. Row 1: None, N/A, \$ 0. Row 2: TOTAL GRANTS, \$ 0.

B. Capital Mod #3 (1 budget) Increase in budget authority - \$521,902:


- 1. Stilwell Child Development Center - 7965100 - Capital Projects: New budget for FY 2014 requesting expenditure authorization of \$521,902 from the unspent balance of the construction budget. This expenditure will be a transfer out to the PL 102 477 Child Care operating budget (AU 3230000) that is in the operating budget modification.

Summary:

After reviewing the submission by administration of Mod #3 to the Capital Budget, I find no technical issues surrounding these requests, nor do I have any concerns related to their respective carryover estimates.

If I can provide any further information, please do not hesitate to contact me.

Respectfully,

A handwritten signature in blue ink that reads "Andy S. Felt". The signature is fluid and cursive, with a large initial "A" and "F".

Attachments

CHEROKEE NATION - FY2014 BUDGET REQUEST FORM

PART-1

Budget Period:	10/01/13-09/30/14	Budget Preparer	Phone:	918-207-3819
Contract Period:	10/01/12-09/30/13	Name:	Deana Jacobs	
Contract Number:		Accounting Unit Director/Manager	Phone:	918-453-5045
Accounting Fund:	7-Capital Projects Fund	Name:	Tricia Peoples	
Funding Source:	96-Capital Projects	Executive Director	Phone:	918-453-5388
AU Description:	Stilwell Child Development Ctr	Name:	Marsha Lamb	
Accounting Unit:	7965100	1st Person Responsible		
Place IDC Rate in Part 4 Below		Employee #	108455	
Date/Time Printed:	06-Feb-14 09:00 AM			

Notes: The \$521,902 from the unspent balance of the construction budget is being transferred to AU 3230000, PL 102 477 Child Care.

PART-2

Staffing Summary:	FY 2014 ORIG REQUEST	FY 2013 BUDGET	Incr \ (Decr)
# of Regular Full-Time Employee Equivalents:			-
# of Regular Part-Time Employee Equivalents:			-
# of Temp. Full-Time Employee Equivalents:			-
# of Temp. Part-Time Employee Equivalents:			-
# of Other Employee Equivalents:			-
TOTAL NUMBER OF EMPLOYEE-EQUIVALENTS			-

PART-3

Revenues: (Show as positive #)	Account #			Incr \ (Decr)
Carryover: "appropriated" PY	490000	\$521,902	\$5,135,863	\$ (4,613,961)
Please enter a valid account number - >>>				\$ -
Please enter a valid account number - >>>				\$ -
Total Revenues		\$ 521,902	\$ 5,135,863	\$ (4,613,961)

PART-4

Expenditures:	Account #	Subject to IDC ?		Subject to IDC ?		Incr \ (Decr)
		YES	NO	YES	NO	
DO NOT COPY TO, COPY ABOVE, OR REMOVE THIS LINE!						
Salaries & wages	600000	\$0		\$0		\$ -
Fringe benefits	610000	\$0		\$0		\$ -
Contract services >=\$5K	650000				\$365,939	\$ (365,939)
Artwork: CWY citizens <\$5K	680065			\$51,359		\$ (51,359)
Building construction projects	770040				\$4,711,298	\$ (4,711,298)
Please enter a valid account number - >>>						\$ -
Please enter a valid account number - >>>						\$ -
DO NOT COPY TO, COPY BELOW, OR REMOVE THIS LINE!						\$ -
Expenditures NOT Subject to IDC			\$ -		\$ 5,077,237	\$ (5,077,237)
Expenditures SUBJECT to IDC		\$ -		\$ 51,359		\$ (51,359)
Indirect Cost Rate (If blank or zero, must explain in Notes above)		14.15%		14.15%		
Indirect Cost Allocation	970000	\$ -		\$ 7,267		\$ (7,267)
Total Expenditures			\$ -		\$ 5,135,863	\$ (5,135,863)

Revenues OVER \ (UNDER) Expenditures		\$ 521,902		\$ -	\$ 521,902
---	--	-------------------	--	-------------	-------------------

Transfers In/Out - (Show ALL as Positive Numbers)

Operating Transfers IN					
Other financing sources	900000				\$ -
Cash in: tribally required	900010				\$ -
Cash in: grant required	900020				\$ -
Cash in: motor fuel tax	900040				\$ -
Cash in: vehicle tax	900050				\$ -
Cash in: interprogram contract	900060				\$ -
Cash in: debt service	900070				\$ -

Operating Transfers OUT					
Other financing uses	900001				\$ -
Cash out: tribally required	900011		\$521,902		\$ 521,902
Cash out: grant required	900021				\$ -
Cash out: motor fuel tax	900041				\$ -
Cash out: vehicle tax	900051				\$ -
Cash out: interprogram contract	900061				\$ -
Cash out: debt service	900071				\$ -

Transfers In/Out - Net		\$ (521,902)		\$ -	\$ (521,902)
Take to Narrative ==>		\$ 521,902		\$ 5,135,863	
Excess\ (Deficit) of Revenues, Expenditures and Net Transfers		\$ -		\$ -	\$ -

ACCT-UNII	ACCOUNT	ACCOUNT ACCT-DESC	SYSTEM	SOURCE-CODE	FISCAL-YEAR	ACCT-PERIOD	JTROL-GR	STATUS	JE-TYPE
38440308	481.47	5/31/2012 Expense Accrual Asbill #106100	GL	JE	2012	8	218	9	N
38440309	481.48	5/31/2012 Expense Accrual Asbill #106100	GL	JE	2012	8	218	9	N
38440310	25.27	5/31/2012 Expense Accrual Asbill #106100	GL	JE	2012	8	218	9	N
38440314	257.77	5/31/2012 Expense Accrual Asbill #106100	GL	JE	2012	8	218	9	N
38440315	257.77	5/31/2012 Expense Accrual Asbill #106100	GL	JE	2012	8	218	9	N
38440316	11.54	5/31/2012 Expense Accrual Asbill #106100	GL	JE	2012	8	218	9	N
38440323	(70.53)	5/31/2012 Comp Abs PPE 11.06.10	GL	JE	2012	8	218	9	N
38440324	(70.54)	5/31/2012 Comp Abs PPE 11.06.10	GL	JE	2012	8	218	9	N
38440325	(1.69)	5/31/2012 Comp Abs PPE 12.18.10	GL	JE	2012	8	218	9	N
38440326	70.53	5/31/2012 Expense Accrual Asbill #106100	GL	JE	2012	8	218	9	N
38440327	70.54	5/31/2012 Expense Accrual Asbill #106100	GL	JE	2012	8	218	9	N
38440328	1.69	5/31/2012 Expense Accrual Asbill #106100	GL	JE	2012	8	218	9	N
38440332	49.59	5/31/2012 Expense Accrual Asbill #106100	GL	JE	2012	8	218	9	N
38440333	49.59	5/31/2012 Expense Accrual Asbill #106100	GL	JE	2012	8	218	9	N
38440338	(49.59)	5/31/2012 Comp Abs PPE 11.06.10	GL	JE	2012	8	218	9	N
38440339	(49.59)	5/31/2012 Comp Abs PPE 11.06.10	GL	JE	2012	8	218	9	N
38231383	1,026.00	6/8/2012 34120STARR DESIGN GROUP IN	GL	JE	2012	8	218	9	N
38940407	1,007.42	8/6/2012 34120STARR DESIGN GROUP IN	AP	AD	2012	9	57	9	N
39025277	61,600.00	8/9/2012 34120STARR DESIGN GROUP IN	AP	AD	2012	11	34	9	N
39395881	214.88	8/31/2012 34120STARR DESIGN GROUP IN	AP	AD	2012	11	77	9	N
39712515	4,569.60	9/24/2012 34120STARR DESIGN GROUP IN	AP	AD	2012	11	267	9	N
40634137	4,569.60	9/30/2012 34120,132606,267,Accr	AP	AD	2012	12	151	9	N
40713361	(1,026.00)	9/30/2012 34120STARR DESIGN GROUP 6/8/12	GL	JE	2012	12	531	9	N
40713362	(1,007.42)	9/30/2012 34120STARR DESIGN GROUP 8/6/12	GL	JE	2012	12	574	9	N
40713363	(61,600.00)	9/30/2012 34120STARR DESIGN GROUP 8/9/12	GL	JE	2012	12	574	9	N
40713364	(214.88)	9/30/2012 34120STARR DESIGN GROU 8/31/12	GL	JE	2012	12	574	9	N
40713365	(4,569.60)	9/30/2012 34120STARR DESIGN GROU 9/24/12	GL	JE	2012	12	574	9	N
40713366	(4,569.60)	9/30/2012 34120STARR DESIGN GROU 9/30/12	GL	JE	2012	12	574	9	N
40639965	(4,569.60)	10/1/2012 34120,132606,267,AcRv	GL	JE	2012	12	574	9	N
40260400	4,569.60	10/25/2012 34120STARR DESIGN GROUP IN	GL	JE	2013	1	123	9	N
40388002	4,569.60	11/2/2012 34120STARR DESIGN GROUP IN	AP	AD	2013	1	177	9	N
40826954	4,788.72	12/11/2012 Summarized transaction	AP	AD	2013	2	17	9	N
41244400	4,569.60	1/9/2013 34120STARR DESIGN GROUP IN	AP	AD	2013	3	49	9	N
41669296	11,334.60	2/5/2013 Summarized transaction	AP	AD	2013	4	58	9	N
41698895	151.00	2/8/2013 34120STARR DESIGN GROUP IN	AP	AD	2013	5	9	9	N
41903808	4,569.60	2/25/2013 34120STARR DESIGN GROUP IN	AP	AD	2013	5	42	9	N
42039600	73.32	3/5/2013 34120STARR DESIGN GROUP IN	AP	AD	2013	5	168	9	N
42094883	299.28	3/11/2013 34120STARR DESIGN GROUP IN	AP	AD	2013	6	9	9	N
42560235	7,583.60	4/4/2013 Summarized transaction	AP	AD	2013	6	59	9	N
42810789	4,569.60	4/25/2013 34120STARR DESIGN GROUP IN	AP	AD	2013	7	65	9	N
43084836	4,569.60	5/16/2013 34120STARR DESIGN GROUP IN	AP	AD	2013	7	282	9	N
43522694	3,300.00	6/12/2013 34120STARR DESIGN GRO 11/02/12	AP	AD	2013	8	111	9	N
43810043	11,945.17	7/3/2013 Summarized transaction	AP	AD	2013	9	55	9	N
43830754	198.55	7/8/2013 34120STARR DESIGN GROUP IN	AP	AD	2013	10	24	9	N
45634986	(4,569.60)	9/1/2013 34120STARR DESIGN GRO 11/02/12	AP	AD	2013	10	35	9	N
45634987	(4,788.72)	9/1/2013 Summarized transaction 12/11/12	GL	JE	2013	12	504	9	N
45634988	(4,569.60)	9/1/2013 34120STARR DESIGN GRO 01/09/13	GL	JE	2013	12	504	9	N
45634989	(11,334.60)	9/1/2013 Summarized transaction 02/05/13	GL	JE	2013	12	504	9	N
45634990	(151.00)	9/1/2013 34120STARR DESIGN GRO 02/08/13	GL	JE	2013	12	504	9	N
45634991	(4,569.60)	9/1/2013 34120STARR DESIGN GRO 02/25/13	GL	JE	2013	12	504	9	N
45634992	(73.32)	9/1/2013 34120STARR DESIGN GRO 03/05/13	GL	JE	2013	12	504	9	N

45634994	(7,583.60)	9/1/2013	Summarized transactio.04/04/13	7965100	GL	JE	2013	12	504	9 N
45634995	(4,569.60)	9/1/2013	34120STARR DESIGN GRO 04/25/13	7965100	GL	JE	2013	12	504	9 N
45634996	(4,569.60)	9/1/2013	34120STARR DESIGN GRO 05/16/13	7965100	GL	JE	2013	12	504	9 N
45634997	(3,300.00)	9/1/2013	34120STARR DESIGN GRO 06/12/13	7965100	GL	JE	2013	12	504	9 N
45634998	(11,945.17)	9/1/2013	Summarized transactio.07/03/13	7965100	GL	JE	2013	12	504	9 N
45634999	(198.55)	9/1/2013	34120STARR DESIGN GRO 07/08/13	7965100	GL	JE	2013	12	504	9 N
45635000	(9,935.88)	9/1/2013	34120STARR DESIGN GRO 09/13/13	7965100	GL	JE	2013	12	504	9 N
4833804	9,935.88	9/13/2013	34120STARR DESIGN GROUP IN	7965100	GL	JE	2013	12	504	9 N
38440343	571.00	5/31/2012	IS issued office supplies	7965100	AP	AD	2013	12	97	9 N
43522695	5,355.98	6/12/2013	731CHEROKEE HERITAGE CEN	7965100	GL	JE	2012	8	218	9 N
43670332	1,044.00	6/24/2013	128CHEROKEE NATION ENTER	7965100	AP	AD	2013	9	55	9 N
44049001	9,138.00	6/30/2013	INV616193 ART 06182013	7965100	AP	AD	2013	9	137	9 N
44514528	25,524.99	7/31/2013	Inv. 906952	7965100	GL	JE	2013	9	108	9 N
44936191	148.25	8/31/2013	Inv. 907013	7965100	GL	JE	2013	10	93	9 N
44936234	1,187.01	8/31/2013	Inv. 907031-split	7965100	GL	JE	2013	11	120	9 N
45360011	12,143.47	9/30/2013	Inv. 907061	7965100	GL	JE	2013	11	120	9 N
45513224	(12,143.47)	9/30/2013	Inv. 907061,9/30/13	7965100	GL	JE	2013	12	238	9 N
45513227	38,222.54	9/30/2013	86,144756,xj748n628,9/30/13	7965100	GL	JE	2013	12	405	9 N
45117180	480.00	9/30/2013	36544D & D HARDSCAPES	7965100	GL	JE	2013	12	405	9 N
38440345	75.00	5/31/2012	14631Newspaper Holdings In	7965100	AP	AD	2013	12	244	9 N
44514527	5,865.30	7/31/2013	Inv. 906952	7965100	GL	JE	2012	8	218	9 N
45360010	38,222.54	9/30/2013	Inv. 907061	7965100	GL	JE	2013	10	93	9 N
45513225	12,143.47	9/30/2013	86,144756,xj748n628	7965100	GL	JE	2013	12	238	9 N
45513226	(38,222.54)	9/30/2013	Inv. 907061,9/30/13	7965100	GL	JE	2013	12	405	9 N
38440471	84,156.66	5/31/2012	34120Starr Design Group In	7965100	GL	JE	2012	8	218	9 N
38440472	16,473.82	5/31/2012	34120Starr Design Group In	7965100	GL	JE	2012	8	218	9 N
38440473	62,976.18	5/31/2012	34120Starr Design Group In	7965100	GL	JE	2012	8	218	9 N
38440475	296.32	5/31/2012	34120Starr Design Group In	7965100	GL	JE	2012	8	218	9 N
38440476	14,280.00	5/31/2012	34120Starr Design Group In	7965100	GL	JE	2012	8	218	9 N
38440478	69.70	5/31/2012	34120Starr Design Group In	7965100	GL	JE	2012	8	218	9 N
38440479	2,227.55	5/31/2012	34120Starr Design Group In	7965100	GL	JE	2012	8	218	9 N
38440480	4,135.05	5/31/2012	34120Starr Design Group In	7965100	GL	JE	2012	8	218	9 N
38440481	314.65	5/31/2012	34120Starr Design Group In	7965100	GL	JE	2012	8	218	9 N
40713367	(84,156.66)	9/30/2012	34120Starr Design Group In,5/3	7965100	GL	JE	2012	8	218	9 N
40713368	(16,473.82)	9/30/2012	34120Starr Design Group In,5/3	7965100	GL	JE	2012	12	574	9 N
40713369	(62,976.18)	9/30/2012	34120Starr Design Group In,5/3	7965100	GL	JE	2012	12	574	9 N
40713370	(296.32)	9/30/2012	34120Starr Design Group In,5/3	7965100	GL	JE	2012	12	574	9 N
40713371	(14,280.00)	9/30/2012	34120Starr Design Group In,5/3	7965100	GL	JE	2012	12	574	9 N
40713372	(69.70)	9/30/2012	34120Starr Design Group In,5/3	7965100	GL	JE	2012	12	574	9 N
40713373	(2,227.55)	9/30/2012	34120Starr Design Group In,5/3	7965100	GL	JE	2012	12	574	9 N
40713374	(4,135.05)	9/30/2012	34120Starr Design Group In,5/3	7965100	GL	JE	2012	12	574	9 N
40713375	(314.65)	9/30/2012	34120Starr Design Group In,5/3	7965100	GL	JE	2012	12	574	9 N
40713376	84,156.66	9/30/2012	34120,97710,219,A123740	7965100	GL	JE	2012	12	574	9 N
40713377	16,473.82	9/30/2012	34120,97710,223,A123740	7965100	GL	JE	2012	12	574	9 N
40713378	62,976.18	9/30/2012	34120,97710,230,A123740	7965100	GL	JE	2012	12	574	9 N
40713379	296.32	9/30/2012	34120,119134,241,A123740	7965100	GL	JE	2012	12	574	9 N
40713380	14,280.00	9/30/2012	34120,119134,245,A123740	7965100	GL	JE	2012	12	574	9 N
40713381	69.70	9/30/2012	34120,119134,236,A123740	7965100	GL	JE	2012	12	574	9 N
40713382	2,227.55	9/30/2012	34120,119134,246,A123740	7965100	GL	JE	2012	12	574	9 N
40713383	4,135.05	9/30/2012	34120,119134,247,A123740	7965100	GL	JE	2012	12	574	9 N
40713384	314.65	9/30/2012	34120,119134,254,A123740	7965100	GL	JE	2012	12	574	9 N

40713386	1,007.42	9/30/2012	34120,123947,262,A123740	7965100	770020	Buildings >= \$5K	GL	JE	2012	12	574	9 N
40713387	61,600.00	9/30/2012	34120,123948,261,A123740	7965100	770020	Buildings >= \$5K	GL	JE	2012	12	574	9 N
40713388	214.88	9/30/2012	34120,123947,263,A123740	7965100	770020	Buildings >= \$5K	GL	JE	2012	12	574	9 N
40713389	4,569.60	9/30/2012	34120,123948,265,A123740	7965100	770020	Buildings >= \$5K	GL	JE	2012	12	574	9 N
40713390	4,569.60	9/30/2012	34120,132606,267,A123740	7965100	770020	Buildings >= \$5K	GL	JE	2012	12	574	9 N
45635001	4,569.60	9/1/2013	34120,132606,268,11/02/12	7965100	770020	Buildings >= \$5K	GL	JE	2012	12	574	9 N
45635002	219.12	9/1/2013	34120,132605,270,12/11/12	7965100	770020	Buildings >= \$5K	GL	JE	2013	12	504	9 N
45635003	4,569.60	9/1/2013	34120,132606,271,12/11/12	7965100	770020	Buildings >= \$5K	GL	JE	2013	12	504	9 N
45635004	4,569.60	9/1/2013	34120,132606,275,01/09/13	7965100	770020	Buildings >= \$5K	GL	JE	2013	12	504	9 N
45635005	6,765.00	9/1/2013	34120,132606,280,02/05/13	7965100	770020	Buildings >= \$5K	GL	JE	2013	12	504	9 N
45635006	4,569.60	9/1/2013	34120,132606,277,02/05/13	7965100	770020	Buildings >= \$5K	GL	JE	2013	12	504	9 N
45635007	151.00	9/1/2013	34120,132605,279,02/08/13	7965100	770020	Buildings >= \$5K	GL	JE	2013	12	504	9 N
45635008	4,569.60	9/1/2013	34120,132606,282,02/25/13	7965100	770020	Buildings >= \$5K	GL	JE	2013	12	504	9 N
45635009	73.32	9/1/2013	34120,132605,285,03/05/13	7965100	770020	Buildings >= \$5K	GL	JE	2013	12	504	9 N
45635010	299.28	9/1/2013	34120,132605,284,03/11/13	7965100	770020	Buildings >= \$5K	GL	JE	2013	12	504	9 N
45635011	4,569.60	9/1/2013	34120,132606,286,04/04/13	7965100	770020	Buildings >= \$5K	GL	JE	2013	12	504	9 N
45635012	3,014.00	9/1/2013	34120,132606,287,04/04/13	7965100	770020	Buildings >= \$5K	GL	JE	2013	12	504	9 N
45635013	4,569.60	9/1/2013	34120,132606,290,04/25/13	7965100	770020	Buildings >= \$5K	GL	JE	2013	12	504	9 N
45635014	4,569.60	9/1/2013	34120,132606,291,05/16/13	7965100	770020	Buildings >= \$5K	GL	JE	2013	12	504	9 N
45635015	3,300.00	9/1/2013	34120,132606,294,06/12/13	7965100	770020	Buildings >= \$5K	GL	JE	2013	12	504	9 N
45635016	315.36	9/1/2013	34120,132605,297,07/03/13	7965100	770020	Buildings >= \$5K	GL	JE	2013	12	504	9 N
45635017	205.21	9/1/2013	34120,132605,298,07/03/13	7965100	770020	Buildings >= \$5K	GL	JE	2013	12	504	9 N
45635018	4,569.60	9/1/2013	34120,132606,293,07/03/13	7965100	770020	Buildings >= \$5K	GL	JE	2013	12	504	9 N
45635019	6,855.00	9/1/2013	34120,132606,296,07/03/13	7965100	770020	Buildings >= \$5K	GL	JE	2013	12	504	9 N
45635020	198.55	9/1/2013	34120,132605,292,07/08/13	7965100	770020	Buildings >= \$5K	GL	JE	2013	12	504	9 N
45635021	9,935.88	9/1/2013	34120,132606,295,09/13/13	7965100	770020	Buildings >= \$5K	GL	JE	2013	12	504	9 N
39334812	87,446.13	8/28/2012	37526RED STONE CONSTRUCTIO	7965100	770040	Building construction project: AP	GL	AD	2013	12	504	9 N
40260401	118,960.30	10/25/2012	37526RED STONE CONSTRUCTIO	7965100	770040	Building construction project: AP	GL	AD	2012	11	215	9 N
40429103	178,508.56	11/9/2012	37526RED STONE CONSTRUCTIO	7965100	770040	Building construction project: AP	GL	AD	2013	1	177	9 N
40886736	341,932.01	12/17/2012	37526RED STONE CONSTRUCTIO	7965100	770040	Building construction project: AP	GL	AD	2013	2	60	9 N
41565603	217,819.14	1/29/2013	37526RED STONE CONSTRUCTIO	7965100	770040	Building construction project: AP	GL	AD	2013	3	92	9 N
41767112	462,847.21	2/14/2013	37526RED STONE CONSTRUCTIO	7965100	770040	Building construction project: AP	GL	AD	2013	4	182	9 N
42521763	464,858.68	4/1/2013	37526RED STONE CONSTRUCTIO	7965100	770040	Building construction project: AP	GL	AD	2013	5	100	9 N
42596791	488,694.77	4/10/2013	37526RED STONE CONSTRUCTIO	7965100	770040	Building construction project: AP	GL	AD	2013	7	30	9 N
43170090	407,635.20	5/24/2013	37526RED STONE CONSTRUCTIO	7965100	770040	Building construction project: AP	GL	AD	2013	8	179	9 N
43830755	841,823.23	7/8/2013	37526RED STONE CONSTRUCTIO	7965100	770040	Building construction project: AP	GL	AD	2013	10	35	9 N
44050320	43,974.00	7/17/2013	37526RED STONE CONSTRUCTIO	7965100	770040	Building construction project: AP	GL	AD	2013	10	94	9 N
44514513	5,853.53	7/31/2013	Inv. 906946	7965100	770040	Building construction project: GL	GL	JE	2013	10	93	9 N
44493494	501,173.34	8/19/2013	37526RED STONE CONSTRUCTIO	7965100	770040	Building construction project: AP	GL	AD	2013	11	146	9 N
44722669	20,788.22	9/4/2013	37526RED STONE CONSTRUCTIO	7965100	770040	Building construction project: AP	GL	AD	2013	12	9	9 N
	4,613,960.71											
38440350	(5,135,863.00)	5/31/2012	Trf Cash In:Tribally Required	7965100	900010	Cash in: tribally required	GL	JE	2012	8	218	9 N
	5,135,863.00		Total cash transfer in									
	4,613,960.71		Total Expenditures									
	521,902.29		Unexpended									



Jody

Cherokee Nation Act/Resolution Proposal Form

Act Resolution

ADMINISTRATIVE CLEARANCE

Dept/Program:

AN ACT AMENDING LEGISLATIVE ACT #22-13 AUTHORIZING THE COMPREHENSIVE BUDGET FOR FISCAL YEAR 2014 CAPITAL - MOD 3; AND DECLARING AN EMERGENCY

TITLE:

Signature/Initial _____ Date _____

Executive Director:

DEPARTMENT CONTACT: Gaylon Thompson

RESOLUTION PRESENTER: _____

Signature/Initial _____ Date _____

Treasurer: (Required: Grants/Contracts/Budgets)

COUNCIL SPONSOR: _____

NARRATIVE:

Gaylon Thompson 2.6.14

Signature/Initial _____ Date _____

Government Resources:

Signature/Initial _____ Date _____

Administration Approval:

Bill John Fisher 2-7-14

Signature/Initial _____ Date _____

LEGISLATIVE CLEARANCE:

Legal & Legislative Coordinator:

[Signature] 2/7/14

Signature/Initial _____ Date _____

Standing Committee & Date:

Executive + Finance 2/27/14

Chairperson:

Fishingshawk

Signature/Initial _____ Date _____

Returned to Presenter: _____

Date _____

02-07-14 P01:35 RCVD