

Committee: Community Services
Date: 6-10-2020 Committee Date: 6-25-2020

Author: Gary J. Cooper
Sponsor(s): Rex Jordan, Janees Taylor, Mike Shambaugh, Harley Buzzard, E. O. Smith, Daryl Legg, Joe Byrd, Wes Nofire, Mike Dobbins, Canaan Duncan, Shawn Crittenden, Victoria Vazquez, Joe Deere, Dora Patzkowski, Keith Austin, Julia Coates, Mary Baker Shaw

RESOLUTION NO. 18-20

COUNCIL OF THE CHEROKEE NATION

A RESOLUTION APPROVING AND AUTHORIZING THE SUBMISSION OF THE FISCAL YEAR 2021 INDIAN HOUSING PLAN TO THE U.S. DEPARTMENT OF HOUSING AND URBAN DEVELOPMENT

WHEREAS, the Cherokee Nation since time immemorial has exercised the sovereign rights of self-government in behalf of the Cherokee people;

WHEREAS, the Cherokee Nation is a federally recognized Indian Nation with a historic and continual government to government relationship with the United States of America;

WHEREAS, the Native American Housing Assistance and Self-Determination Act of 1996 requires a tribe to adopt a one-year plan for each fiscal year's funding;

WHEREAS, the Cherokee Nation must submit an Indian Housing Plan in a form prescribed by the United States Department of Housing and Urban Development to receive its Fiscal Year 2021 housing funding allocation;

WHEREAS, the proposed 2021 Indian Housing Plan is attached and is based on an estimated amount provided by the federal government;


WHEREAS, the proposed 2021 Indian Housing Plan meets the Cherokee Nation priorities and fulfills HUD requirements for approval.

BE IT RESOLVED BY THE CHEROKEE NATION, that the attached Indian Housing Plan and the electronic version from which it was copied are approved as the Cherokee Nation Fiscal Year 2021 Indian Housing Plan for submission to the United States Department of Housing and Urban Development;

BE IT FURTHER RESOLVED BY THE CHEROKEE NATION, that should the Department of Housing and Urban Development require changes upon its review of the submitted Plan and the changes do not reflect substantial or material modifications as determined by the Community Services Committee then the changes, additions, deletion, and/or modifications may be made and returned for further consideration by HUD without further Council action.


CERTIFICATION

The foregoing resolution was adopted by the Council of the Cherokee Nation at a duly called meeting on the 25th day of June, 2020, having 16 members present, constituting a quorum, by the vote of 16 yea; 0 nay; 0 abstaining.




Joe Byrd, Speaker
Council of the Cherokee Nation

ATTEST:




James Taylor, Secretary
Council of the Cherokee Nation

Approved and signed by the Principal Chief this 1st day of July, 2020.



Chuck Hoskin Jr, Principal Chief
Cherokee Nation

ATTEST:



Tina Glory Jordan, Secretary of State
Cherokee Nation



Energy and Performance Information Center (EPIC)

Grant Number: 55-IT-40-05780

Report: IHP Report for 2021

OMB CONTROL NUMBER: 2577-0218
EXPIRATION DATE: 07/31/2019

Cover Page

Grant Information:

Grant Number	55-IT-40-05780
Recipient Program Year	10/01/2020-09/30/2021
Federal Fiscal Year	2021
Initial Indian Housing Plan (IHP):	Yes
Amended Plan	
Annual Performance Report (APR):	
Amended Plan	
Tribe:	Yes
TDHE:	

Recipient Information:

Name of the Recipient	Cherokee Nation
Contact Person	Cooper, Gary J
Telephone Number with Area Code	918-456-5482
Mailing Address	PO Box 948
City	Tahlequah
State	OK
Zip	74465
Fax Number with Area Code	918-458-5018
Email Address	gary-cooper@hacn.org

TDHE/Tribe Information:

Tax Identification Number	730757033
DUNS Number	077345494
CCR/SAM Expiration Date	05/15/2021

Planned Grant-Based Budget for Eligible Programs:

IHBG Fiscal Year Formula Amount	\$27,965,053.00
---------------------------------	-----------------

Housing Needs

Type of Need (A)	Low-Income Indian Families (B)	All Indian Families (C)
Overcrowded Households	<input checked="" type="checkbox"/>	<input checked="" type="checkbox"/>
Renters Who Wish to Become Owners	<input checked="" type="checkbox"/>	<input checked="" type="checkbox"/>
Substandard Units Needing Rehabilitation	<input checked="" type="checkbox"/>	<input type="checkbox"/>

Homeless Households	<input checked="" type="checkbox"/>	<input type="checkbox"/>
Households Needing Affordable Rental Units	<input checked="" type="checkbox"/>	<input type="checkbox"/>
College Student Housing	<input checked="" type="checkbox"/>	<input type="checkbox"/>
Disabled Households Needing Accessibility	<input checked="" type="checkbox"/>	<input type="checkbox"/>
Units Needing Energy Efficiency Upgrades	<input checked="" type="checkbox"/>	<input checked="" type="checkbox"/>
Infrastructure to Support Housing	<input type="checkbox"/>	<input type="checkbox"/>
Other (specify below)	<input type="checkbox"/>	<input type="checkbox"/>
Planned Program Benefits	The Cherokee Nation offers a wide range of housing assistance and services. Families demonstrating the ability to become homebuyers and provided mortgage assistance and homebuyer counseling. Rental assistance, rental apartments, and homeless assistance target lower income families. The Rehab program addresses overcrowding, substandard units, and handicap needs. The Housing Authority also offers assistance to homeless veterans through the HUDVASH Program.	
Geographic Distribution	All programs are made available to citizens throughout the tribal jurisdiction. Participants are selected from a waiting list according to the time and date of their application.	

Programs

3552800 : HUD-VASH Supportive Housing

Program Name:	HUD-VASH Supportive Housing						
Unique Identifier:	3552800						
Program Description (continued)	Provide rental assistance for qualifying Native American veterans						
Eligible Activity Number	(17) Tenant Based Rental Assistance [202(3)]						
Intended Outcome Number	(5) Address homelessness						
APR: Actual Outcome Number	This information is only completed for an APR.						
Who Will Be Assisted	Native American veterans who are homeless or are at risk of becoming homeless, whose incomes do not exceed 80% of the median income, and who are referred to the Housing Authority by the local Veteran's Affairs Medical Center.						
Types and Level of Assistance	The program will provide monthly rental subsidy to qualifying families based on fair market rents to ensure that the participant's rent does not exceed 30% of their monthly adjusted income.						
APR : Describe Accomplishments	This information is only completed for an APR.						
Planned and Actual Outputs for 12-Month Program Year	<table border="1"> <thead> <tr> <th></th> <th>Planned</th> <th>APR - Actual</th> </tr> </thead> <tbody> <tr> <td>Number of Households to be served in Year</td> <td>20</td> <td>This information is only completed for an APR.</td> </tr> </tbody> </table>		Planned	APR - Actual	Number of Households to be served in Year	20	This information is only completed for an APR.
	Planned	APR - Actual					
Number of Households to be served in Year	20	This information is only completed for an APR.					
APR: If the program is behind schedule, explain why	This information is only completed for an APR.						

Uses of Funding:

The Uses of Funding table information can be entered here for each individual program or can be entered for all programs within Section 5(b): Uses of Funding. Changes to data on either page location will update in both Section 3: Program Descriptions and Section 5(b): Uses of Funding accordingly.

Prior and current year IHBG (only) funds to be expended in 12-month program year (L)	Total all other funds to be expended in 12-month program year (M)	Total funds to be expended in 12-month program year (N=L+M)
\$0.00	\$119,392.00	\$119,392.00

3566005 : Rent to Own Modernization

Program Name:	Rent to Own Modernization	
Unique Identifier:	3566005	
Program Description (continued)	Modernization or renovation of homeownership units in various rent to own programs	
Eligible Activity Number	(5) Rehabilitation of Rental Housing [202(2)]	
Intended Outcome Number	(3) Improve quality of substandard units	
APR: Actual Outcome Number	This information is only completed for an APR.	
Who Will Be Assisted	Native American families with incomes at or below 80% of the national median income.	
Types and Level of Assistance	Expenses to cover required costs for mod or rehab of rent to own units operated under various homeownership programs.	
APR : Describe Accomplishments	This information is only completed for an APR.	
Planned and Actual Outputs for 12-Month Program Year	Planned	APR - Actual
	Number of Units to be Completed in Year	
	35	This information is only completed for an APR.
APR: If the program is behind schedule, explain why	This information is only completed for an APR.	

Uses of Funding:

The Uses of Funding table information can be entered here for each individual program or can be entered for all programs within Section 5(b): Uses of Funding. Changes to data on either page location will update in both Section 3: Program Descriptions and Section 5(b): Uses of Funding accordingly.

Prior and current year IHBG (only) funds to be expended in 12-month program year (L)	Total all other funds to be expended in 12-month program year (M)	Total funds to be expended in 12-month program year (N=L+M)
\$23,965.00	\$350,000.00	\$373,965.00

3564007 : Construct Rental Housing

Program Name:	Construct Rental Housing	
Unique Identifier:	3564007	
Program Description (continued)	Demolition and construction of rental units	
Eligible Activity Number	(4) Construction of Rental Housing [202(2)]	
Intended Outcome Number	(7) Create new affordable rental units	
APR: Actual Outcome Number	This information is only completed for an APR.	
Who Will Be Assisted	Native American families with incomes at or below 80% of the national median income.	
Types and Level of Assistance	Demolition and construction of 16 new rental for the Birdtail Addition (45-02) in Tahlequah, OK. These new units will be in a same location.	
APR : Describe Accomplishments	This information is only completed for an APR.	
Planned and Actual Outputs for 12-Month Program Year	Planned	APR - Actual
	Number of Units to be Completed in Year	
	16	This information is only completed for an APR.
APR: If the program is behind schedule, explain why	This information is only completed for an APR.	

Uses of Funding:

The Uses of Funding table information can be entered here for each individual program or can be entered for all programs within Section 5(b): Uses of Funding. Changes to data on either page location will update in both Section 3: Program Descriptions and Section 5(b): Uses of Funding accordingly.

Prior and current year IHBG (only) funds	Total all other funds to be	Total funds to be
--	-----------------------------	-------------------

to be expended in 12-month program year (L)	expended in 12-month program year (M)	expended in 12-month program year (N=L+M)
\$0.00	\$2,000,000.00	\$2,000,000.00

3564020 : Individual Water and Sewer

Program Name:	Individual Water and Sewer	
Unique Identifier:	3564020	
Program Description (continued)	Water and sanitation assistance to eligible families	
Eligible Activity Number	(24) Infrastructure to Support Housing [202(2)]	
Intended Outcome Number	(4) Improve quality of existing infrastructure	
APR: Actual Outcome Number	This information is only completed for an APR.	
Who Will Be Assisted	Eligible Native American families	
Types and Level of Assistance	Well drilling, connecting to existing water systems and/or sanitation facilities for new or existing homes.	
APR : Describe Accomplishments	This information is only completed for an APR.	
Planned and Actual Outputs for 12-Month Program Year	Planned	APR - Actual
	The output measure being collected for this eligible activity is dollars. The dollar amount should be included as an other fund amount listed in the Uses of Funding table.	
APR: If the program is behind schedule, explain why	This information is only completed for an APR.	

Uses of Funding:

The Uses of Funding table information can be entered here for each individual program or can be entered for all programs within Section 5(b): Uses of Funding. Changes to data on either page location will update in both Section 3: Program Descriptions and Section 5(b): Uses of Funding accordingly.

Prior and current year IHBG (only) funds to be expended in 12-month program year (L)	Total all other funds to be expended in 12-month program year (M)	Total funds to be expended in 12-month program year (N=L+M)
\$0.00	\$50,000.00	\$50,000.00

3564024 : New Construction Mortgage Subsidy for Non-Low Income Families

Program Name:	New Construction Mortgage Subsidy for Non-Low Income Families	
Unique Identifier:	3564024	
Program Description (continued)	Utilize program income to subsidize construction costs for families over 80% of the national median.	
Eligible Activity Number	(15) Other Homebuyer Assistance Activities [202(2)]	
Intended Outcome Number	(2) Assist renters to become homeowners	
APR: Actual Outcome Number	This information is only completed for an APR.	
Who Will Be Assisted	Native American families whose income exceeds 80% of the national median.	
Types and Level of Assistance	Provide approximately \$30,000 per family to cover the difference between the HUD Section 184 loan amount and actual construction costs.	
APR : Describe Accomplishments	This information is only completed for an APR.	
Planned and Actual Outputs for 12-Month Program Year	Planned	APR - Actual
	Number of Units to be Completed in Year	This information is only completed for an APR.
	60	
APR: If the program is behind schedule, explain why	This information is only completed for an APR.	

Uses of Funding:

The Uses of Funding table information can be entered here for each individual program or can be entered for all programs within Section 5(b): Uses of Funding. Changes to data on either page location will update in both Section 3: Program Descriptions and Section 5(b): Uses of Funding accordingly.

Prior and current year IHBG (only) funds to be expended in 12-month program year (L)	Total all other funds to be expended in 12-month program year (M)	Total funds to be expended in 12-month program year (N=L+M)
\$0.00	\$1,800,000.00	\$1,800,000.00

3564029 : Mortgage Assistance Program for Non-Low Income Families

Program Name:	Mortgage Assistance Program for Non-Low Income Families						
Unique Identifier:	3564029						
Program Description (continued)	Provide down payment and closing costs for families with incomes at 80-100% of the national median and families over 100% of median, with HUD approval.						
Eligible Activity Number	(13) Down Payment/Closing Cost Assistance [202(2)]						
Intended Outcome Number	(2) Assist renters to become homeowners						
APR: Actual Outcome Number	This information is only completed for an APR.						
Who Will Be Assisted	Families who were low income at the time they entered the MAP program, but after the self-sufficiency counseling period had income that exceeded 80% of the national median.						
Types and Level of Assistance	MAP provides up to \$20,000 in down payment and closing costs. This activity will use program income to cover the amounts that are not allowable under 24 CFR 1000.110(d)(2) when a family is not low income at the time assistance is provided to ensure they receive the full benefit.						
APR : Describe Accomplishments	This information is only completed for an APR.						
Planned and Actual Outputs for 12-Month Program Year	<table border="1"> <thead> <tr> <th></th> <th style="text-align: center;">Planned</th> <th style="text-align: center;">APR - Actual</th> </tr> </thead> <tbody> <tr> <td>Number of Units to be Completed in Year</td> <td style="text-align: center;">4</td> <td style="text-align: center;">This information is only completed for an APR.</td> </tr> </tbody> </table>		Planned	APR - Actual	Number of Units to be Completed in Year	4	This information is only completed for an APR.
	Planned	APR - Actual					
Number of Units to be Completed in Year	4	This information is only completed for an APR.					
APR: If the program is behind schedule, explain why	This information is only completed for an APR.						

Uses of Funding:

The Uses of Funding table information can be entered here for each individual program or can be entered for all programs within Section 5(b): Uses of Funding. Changes to data on either page location will update in both Section 3: Program Descriptions and Section 5(b): Uses of Funding accordingly.

Prior and current year IHBG (only) funds to be expended in 12-month program year (L)	Total all other funds to be expended in 12-month program year (M)	Total funds to be expended in 12-month program year (N=L+M)
\$0.00	\$250,000.00	\$250,000.00

3564058 : Home Energy Audits/Indoor Air Quality Assessments

Program Name:	Home Energy Audits/Indoor Air Quality Assessments	
Unique Identifier:	3564058	
Program Description (continued)	Perform energy audits and indoor air quality assessments on eligible residential units. The purpose of which is to identify any inefficiencies within the structural integrity of the unit that could lead to energy loss and poor indoor air quality.	
Eligible Activity Number	(18) Other Housing Service [202(3)]	
Intended Outcome Number	(10) Improve energy efficiency	

APR: Actual Outcome Number	This information is only completed for an APR.	
Who Will Be Assisted	Native American families with incomes at or below 80% of the national median income.	
Types and Level of Assistance	Conduct energy audits and perform indoor air quality assessments. Upon completing these tasks a report with the findings and recommendations on how to address any issues will be completed and forwarded to the participant. If warranted, a follow-up inspection can be performed to determine the effectiveness of the participants actions.	
APR : Describe Accomplishments	This information is only completed for an APR.	
Planned and Actual Outputs for 12-Month Program Year	Planned	APR - Actual
	Number of Households to be served in Year	150 This information is only completed for an APR.
APR: If the program is behind schedule, explain why	This information is only completed for an APR.	

Uses of Funding:

The Uses of Funding table information can be entered here for each individual program or can be entered for all programs within Section 5(b): Uses of Funding. Changes to data on either page location will update in both Section 3: Program Descriptions and Section 5(b): Uses of Funding accordingly.

Prior and current year IHBG (only) funds to be expended in 12-month program year (L)	Total all other funds to be expended in 12-month program year (M)	Total funds to be expended in 12-month program year (N=L+M)
\$0.00	\$199,255.00	\$199,255.00

3566000 : Low Rent Modernization

Program Name:	Low Rent Modernization	
Unique Identifier:	3566000	
Program Description (continued)	Modernization and repair of Low Rent Units	
Eligible Activity Number	(1) Modernization of 1937 Act Housing [202(1)]	
Intended Outcome Number	(3) Improve quality of substandard units	
APR: Actual Outcome Number	This information is only completed for an APR.	
Who Will Be Assisted	Native American Families with incomes at or below 80% of the national median income.	
Types and Level of Assistance	Maintain rental units in a standard condition to ensure their viability into the future.	
APR : Describe Accomplishments	This information is only completed for an APR.	
Planned and Actual Outputs for 12-Month Program Year	Planned	APR - Actual
	Number of Units to be Completed in Year	200 This information is only completed for an APR.
APR: If the program is behind schedule, explain why	This information is only completed for an APR.	

Uses of Funding:

The Uses of Funding table information can be entered here for each individual program or can be entered for all programs within Section 5(b): Uses of Funding. Changes to data on either page location will update in both Section 3: Program Descriptions and Section 5(b): Uses of Funding accordingly.

Prior and current year IHBG (only) funds to be expended in 12-month program year (L)	Total all other funds to be expended in 12-month program year (M)	Total funds to be expended in 12-month program year (N=L+M)
\$2,570,908.00	\$700,000.00	\$3,270,908.00

3566001 : Homeownership Modernization

Program Name:	Homeownership Modernization	
Unique Identifier:	3566001	
Program Description (continued)	Modernize Mutual-Help units under management of the Housing Authority	
Eligible Activity Number	(1) Modernization of 1937 Act Housing [202(1)]	
Intended Outcome Number	(3) Improve quality of substandard units	
APR: Actual Outcome Number	This information is only completed for an APR.	
Who Will Be Assisted	Mutual- Help homebuyers who have not yet paid off their home	
Types and Level of Assistance	Minor or substantial rehab to ensure the units are decent, safe, and sanitary	
APR : Describe Accomplishments	This information is only completed for an APR.	
Planned and Actual Outputs for 12-Month Program Year	Planned	APR - Actual
	Number of Units to be Completed in Year	This information is only completed for an APR.
	100	
APR: If the program is behind schedule, explain why	This information is only completed for an APR.	
Uses of Funding:		
The Uses of Funding table information can be entered here for each individual program or can be entered for all programs within Section 5(b): Uses of Funding. Changes to data on either page location will update in both Section 3: Program Descriptions and Section 5(b): Uses of Funding accordingly.		
Prior and current year IHBG (only) funds to be expended in 12-month program year (L)	Total all other funds to be expended in 12-month program year (M)	Total funds to be expended in 12-month program year (N=L+M)
\$718,938.00	\$500,000.00	\$1,218,938.00
3566003 : Low Rent Operations		
Program Name:	Low Rent Operations	
Unique Identifier:	3566003	
Program Description (continued)	Operating the 1937 Act Low Rent Program	
Eligible Activity Number	(2) Operation of 1937 Act Housing [202(1)]	
Intended Outcome Number	(6) Assist affordable housing for low income households	
APR: Actual Outcome Number	This information is only completed for an APR.	
Who Will Be Assisted	Native American families with incomes at or below 80% of the national median income.	
Types and Level of Assistance	Covering expense associated with operating the Low Rent program	
APR : Describe Accomplishments	This information is only completed for an APR.	
Planned and Actual Outputs for 12-Month Program Year	Planned	APR - Actual
	Number of Units to be Completed in Year	This information is only completed for an APR.
	944	
APR: If the program is behind schedule, explain why	This information is only completed for an APR.	
Uses of Funding:		
The Uses of Funding table information can be entered here for each individual program or can be entered for all programs within Section 5(b): Uses of Funding. Changes to data on either page location will update in both Section 3: Program Descriptions and Section 5(b): Uses of Funding accordingly.		
Prior and current year IHBG (only) funds to be expended in 12-month program year (L)	Total all other funds to be expended in 12-month program year (M)	Total funds to be expended in 12-month program year (N=L+M)

\$2,995,577.00

\$500,000.00

\$3,495,577.00

3566021 : Homeownership Replacement Home Program

Program Name:	Homeownership Replacement Home Program	
Unique Identifier:	3566021	
Program Description (continued)	Replace privately owned homes when rehab is not a viable option	
Eligible Activity Number	(16) Rehabilitation Assistance to Existing Homeowners [202(2)]	
Intended Outcome Number	(3) Improve quality of substandard units	
APR: Actual Outcome Number	This information is only completed for an APR.	
Who Will Be Assisted	Native American families with incomes at or below 80% of the national median income.	
Types and Level of Assistance	Replace privately owned homes that cannot be brought back up to standards through the rehab program. No payback is required of the family.	
APR : Describe Accomplishments	This information is only completed for an APR.	
Planned and Actual Outputs for 12-Month Program Year	<p style="text-align: center;">Planned</p> <p>Number of Units to be Completed in Year 14</p>	<p style="text-align: center;">APR - Actual</p> <p>This information is only completed for an APR.</p>
APR: If the program is behind schedule, explain why	This information is only completed for an APR.	

Uses of Funding:

The Uses of Funding table information can be entered here for each individual program or can be entered for all programs within Section 5(b): Uses of Funding. Changes to data on either page location will update in both Section 3: Program Descriptions and Section 5(b): Uses of Funding accordingly.

Prior and current year IHBG (only) funds to be expended in 12-month program year (L)	Total all other funds to be expended in 12-month program year (M)	Total funds to be expended in 12-month program year (N=L+M)
\$1,503,518.00	\$0.00	\$1,503,518.00

3566024 : New Construction Mortgage Subsidy

Program Name:	New Construction Mortgage Subsidy	
Unique Identifier:	3566024	
Program Description (continued)	To utilize the Indian Housing Block Grant (IHBG) for subsidized construction costs for families at or below 80% of the national median.	
Eligible Activity Number	(15) Other Homebuyer Assistance Activities [202(2)]	
Intended Outcome Number	(2) Assist renters to become homeowners	
APR: Actual Outcome Number	This information is only completed for an APR.	
Who Will Be Assisted	Native American families with incomes at or below 80% of the national median income.	
Types and Level of Assistance	Provide approximately \$30,000 per family to cover the difference between the HUD Section 184 loan amount and the actual construction costs.	
APR : Describe Accomplishments	This information is only completed for an APR.	
Planned and Actual Outputs for 12-Month Program Year	<p style="text-align: center;">Planned</p> <p>Number of Units to be Completed in Year 40</p>	<p style="text-align: center;">APR - Actual</p> <p>This information is only completed for an APR.</p>
APR: If the program is behind schedule, explain why	This information is only completed for an APR.	

Uses of Funding:

The Uses of Funding table information can be entered here for each individual program or can be entered for all programs within Section 5(b): Uses of Funding. Changes to data on either page location will update in both Section 3: Program Descriptions and Section 5(b): Uses of Funding accordingly.

Prior and current year IHBG (only) funds to be expended in 12-month program year (L)	Total all other funds to be expended in 12-month program year (M)	Total funds to be expended in 12-month program year (N=L+M)
\$1,200,000.00	\$0.00	\$1,200,000.00

3566029/49 : Mortgage Assistance/Self Sufficiency Solutions

Program Name:	Mortgage Assistance/Self Sufficiency Solutions						
Unique Identifier:	3566029/49						
Program Description (continued)	The Integrated Self Sufficiency Solutions Program, MAP, is a family self-sufficiency counseling program tied to homeownership sustainability. Households work with a self sufficiency counselor for a period of 6 to 60 months to identify and overcome obstacles associated with family self sufficiency, attainment of a non-predatory mortgage and the sustainability of a mortgage (including foreclosure prevention services). Financial assistance is provided to eligible participants for down payment and closing cost assistance at closing, post self sufficiency counseling.						
Eligible Activity Number	(13) Down Payment/Closing Cost Assistance [202(2)]						
Intended Outcome Number	(2) Assist renters to become homeowners						
APR: Actual Outcome Number	This information is only completed for an APR.						
Who Will Be Assisted	* Households whose income at the time of application is at or below 80% of the NMI as established by NAHASDA * Households whose income is between 80.01% and 100% NMI and who actively participated in self sufficiency counseling at least 61 months may be eligible for a prorated amount of financial assistance. * Households located within Cherokee Nation's jurisdictional boundaries * Households wherein the property is used as the primary residence for the family. * Households wherein the owner of the property is a member of a federally recognized tribe with Cherokee citizens receiving preference. * First time home buyers.						
Types and Level of Assistance	Households receive up to \$20,000 to be used toward the down payment and closing costs of their primary residence. The One Stop Application Center was rolled into this activity in 2019, and therefore is not included as a separate activity.						
APR : Describe Accomplishments	This information is only completed for an APR.						
Planned and Actual Outputs for 12-Month Program Year	<table border="1"> <thead> <tr> <th></th> <th style="text-align: center;">Planned</th> <th style="text-align: center;">APR - Actual</th> </tr> </thead> <tbody> <tr> <td>Number of Units to be Completed in Year</td> <td style="text-align: center;">700</td> <td style="text-align: center;">This information is only completed for an APR.</td> </tr> </tbody> </table>		Planned	APR - Actual	Number of Units to be Completed in Year	700	This information is only completed for an APR.
	Planned	APR - Actual					
Number of Units to be Completed in Year	700	This information is only completed for an APR.					
APR: If the program is behind schedule, explain why	This information is only completed for an APR.						

Uses of Funding:

The Uses of Funding table information can be entered here for each individual program or can be entered for all programs within Section 5(b): Uses of Funding. Changes to data on either page location will update in both Section 3: Program Descriptions and Section 5(b): Uses of Funding accordingly.

Prior and current year IHBG (only) funds to be expended in 12-month program year (L)	Total all other funds to be expended in 12-month program year (M)	Total funds to be expended in 12-month program year (N=L+M)
\$3,955,025.00	\$0.00	\$3,955,025.00

3566044 : Homeownership Rehab

Program Name:	Homeownership Rehab	
Unique Identifier:	3566044	
Program Description (continued)	Rehabilitate or repair homes privately owned by tribal members	
Eligible Activity Number	(16) Rehabilitation Assistance to Existing Homeowners [202(2)]	
Intended Outcome Number	(3) Improve quality of substandard units	
APR: Actual Outcome Number	This information is only completed for an APR.	
Who Will Be Assisted	Native American families with incomes at or below 80% of the national median income.	
Types and Level of Assistance	Rehab assistance at an average of \$27,000 per unit with minor repairs not to exceed \$20,000; tribal funds may be used for smaller emergency jobs.	
APR : Describe Accomplishments	This information is only completed for an APR.	
Planned and Actual Outputs for 12-Month Program Year	Planned	APR - Actual
	Number of Units to be Completed in Year	This information is only completed for an APR.
	400	
APR: If the program is behind schedule, explain why	This information is only completed for an APR.	

Uses of Funding:

The Uses of Funding table information can be entered here for each individual program or can be entered for all programs within Section 5(b): Uses of Funding. Changes to data on either page location will update in both Section 3: Program Descriptions and Section 5(b): Uses of Funding accordingly.

Prior and current year IHBG (only) funds to be expended in 12-month program year (L)	Total all other funds to be expended in 12-month program year (M)	Total funds to be expended in 12-month program year (N=L+M)
\$6,694,591.00	\$0.00	\$6,694,591.00

3566048 : Community Youth Resident Services

Program Name:	Community Youth Resident Services	
Unique Identifier:	3566048	
Program Description (continued)	Provide traditional activities, cultural life skills, leadership and drug elimination education, community organization, and involvement activities for youth.	
Eligible Activity Number	(18) Other Housing Service [202(3)]	
Intended Outcome Number	(11) Reduction in crime reports	
APR: Actual Outcome Number	This information is only completed for an APR.	
Who Will Be Assisted	NAHASDA eligible youth within the Cherokee Nation jurisdictional boundaries.	
Types and Level of Assistance	Provide monthly classes teaching culture, art, language and leadership in existing low rent housing areas.	
APR : Describe Accomplishments	This information is only completed for an APR.	
Planned and Actual Outputs for 12-Month Program Year	Planned	APR - Actual
	Number of Households to be served in Year	This information is only completed for an APR.
	2,571	
APR: If the program is behind schedule, explain why	This information is only completed for an APR.	

Uses of Funding:

The Uses of Funding table information can be entered here for each individual program or can be entered for all programs within Section 5(b): Uses of Funding. Changes to data on either page location will update in both Section 3: Program Descriptions and Section 5(b): Uses of Funding accordingly.

Prior and current year IHBG (only) funds	Total all other funds to be	Total funds to be
--	-----------------------------	-------------------

to be expended in 12-month program year (L)	expended in 12-month program year (M)	expended in 12-month program year (N=L+M)
\$183,987.00	\$50,000.00	\$233,987.00

3566051 : Career Literacy Resident Services

Program Name:	Career Literacy Resident Services	
Unique Identifier:	3566051	
Program Description (continued)	Activities to improve self-sufficiency of eligible housing residents including: instruction in basic skills as needed to improve reading and math levels and in preparation for GED testing, vocational training, life/employment skills training, assessment, testing, and employment activities.	
Eligible Activity Number	(18) Other Housing Service [202(3)]	
Intended Outcome Number	(2) Assist renters to become homeowners	
APR: Actual Outcome Number	This information is only completed for an APR.	
Who Will Be Assisted	Low-income households within the Tribal Service Area in need of assistance with GED/SHE, basic skills, vocational training, or other employment activities.	
Types and Level of Assistance	Types and levels of assistance will vary with each recipient depending upon each individual's need, whether it be instruction in basic skills, provision of GED instruction, vocational training, career counseling, and job placement.	
APR : Describe Accomplishments	This information is only completed for an APR.	
Planned and Actual Outputs for 12-Month Program Year	Planned	APR - Actual
	Number of Households to be served in Year	492 This information is only completed for an APR.
APR: If the program is behind schedule, explain why	This information is only completed for an APR.	

Uses of Funding:

The Uses of Funding table information can be entered here for each individual program or can be entered for all programs within Section 5(b): Uses of Funding. Changes to data on either page location will update in both Section 3: Program Descriptions and Section 5(b): Uses of Funding accordingly.

Prior and current year IHBG (only) funds to be expended in 12-month program year (L)	Total all other funds to be expended in 12-month program year (M)	Total funds to be expended in 12-month program year (N=L+M)
\$308,544.00	\$0.00	\$308,544.00

3566053 : Project Based College Housing Assistance

Program Name:	Project Based College Housing Assistance	
Unique Identifier:	3566053	
Program Description (continued)	College Housing Assistance for students living in designate housing at Northeastern State University or Connors State College	
Eligible Activity Number	(18) Other Housing Service [202(3)]	
Intended Outcome Number	(8) Assist affordable housing for college students	
APR: Actual Outcome Number	This information is only completed for an APR.	
Who Will Be Assisted	Native American families with incomes at or below 80% of the national median income.	
Types and Level of Assistance	Up to \$2,600 per semester for college housing, fall and/or spring semester. Maximum will be determined by rates charged at each university.	
APR : Describe Accomplishments	This information is only completed for an APR.	

Planned and Actual Outputs for 12-Month Program Year	Planned	APR - Actual
	Number of Households to be served in Year 11	This information is only completed for an APR.

APR: If the program is behind schedule, explain why This information is only completed for an APR.

Uses of Funding:
 The Uses of Funding table information can be entered here for each individual program or can be entered for all programs within Section 5(b): Uses of Funding. Changes to data on either page location will update in both Section 3: Program Descriptions and Section 5(b): Uses of Funding accordingly.

Prior and current year IHBG (only) funds to be expended in 12-month program year (L)	Total all other funds to be expended in 12-month program year (M)	Total funds to be expended in 12-month program year (N=L+M)
\$45,000.00	\$0.00	\$45,000.00

3566056 : Resident Adult Services

Program Name:	Resident Adult Services
Unique Identifier:	3566056
Program Description (continued)	Provide cultural and educational activities to residents of Housing Authority properties.
Eligible Activity Number	(18) Other Housing Service [202(3)]
Intended Outcome Number	(11) Reduction in crime reports
APR: Actual Outcome Number	This information is only completed for an APR.
Who Will Be Assisted	Residents of Housing Authority properties.
Types and Level of Assistance	Provide cultural and educational activities.
APR : Describe Accomplishments	This information is only completed for an APR.

Planned and Actual Outputs for 12-Month Program Year	Planned	APR - Actual
	Number of Households to be served in Year 400	This information is only completed for an APR.

APR: If the program is behind schedule, explain why This information is only completed for an APR.

Uses of Funding:
 The Uses of Funding table information can be entered here for each individual program or can be entered for all programs within Section 5(b): Uses of Funding. Changes to data on either page location will update in both Section 3: Program Descriptions and Section 5(b): Uses of Funding accordingly.

Prior and current year IHBG (only) funds to be expended in 12-month program year (L)	Total all other funds to be expended in 12-month program year (M)	Total funds to be expended in 12-month program year (N=L+M)
\$179,362.00	\$0.00	\$179,362.00

3566060 : Transitional Housing

Program Name:	Transitional Housing
Unique Identifier:	3566060
Program Description (continued)	Provides emergency funds to assist homeless families and to prevent families from losing their homes.
Eligible Activity Number	(18) Other Housing Service [202(3)]
Intended Outcome Number	(5) Address homelessness
APR: Actual Outcome Number	This information is only completed for an APR.
Who Will Be Assisted	Native American families with incomes at or below 80% of the national median income.

Types and Level of Assistance	Rent/utility deposits and rental or mortgage payments to prevent homelessness or assist homeless families or individuals.	
APR : Describe Accomplishments	This information is only completed for an APR.	
Planned and Actual Outputs for 12-Month Program Year	Planned	APR - Actual
	Number of Households to be served in Year 2,610	This information is only completed for an APR.
APR: If the program is behind schedule, explain why	This information is only completed for an APR.	
Uses of Funding: The Uses of Funding table information can be entered here for each individual program or can be entered for all programs within Section 5(b): Uses of Funding. Changes to data on either page location will update in both Section 3: Program Descriptions and Section 5(b): Uses of Funding accordingly.		
Prior and current year IHBG (only) funds to be expended in 12-month program year (L)	Total all other funds to be expended in 12-month program year (M)	Total funds to be expended in 12-month program year (N=L+M)
\$1,048,452.00	\$0.00	\$1,048,452.00
3566063 : Financial Assistance Resident Services		
Program Name:	Financial Assistance Resident Services	
Unique Identifier:	3566063	
Program Description (continued)	Emergency financial assistance to housing residents to prevent them from being evicted.	
Eligible Activity Number	(18) Other Housing Service [202(3)]	
Intended Outcome Number	(5) Address homelessness	
APR: Actual Outcome Number	This information is only completed for an APR.	
Who Will Be Assisted	Eligible NAHASDA assisted housing residents.	
Types and Level of Assistance	Provide rental payments and rent and utility deposits to prevent homelessness for person in Low Rent or other assisted housing.	
APR : Describe Accomplishments	This information is only completed for an APR.	
Planned and Actual Outputs for 12-Month Program Year	Planned	APR - Actual
	Number of Households to be served in Year 775	This information is only completed for an APR.
APR: If the program is behind schedule, explain why	This information is only completed for an APR.	
Uses of Funding: The Uses of Funding table information can be entered here for each individual program or can be entered for all programs within Section 5(b): Uses of Funding. Changes to data on either page location will update in both Section 3: Program Descriptions and Section 5(b): Uses of Funding accordingly.		
Prior and current year IHBG (only) funds to be expended in 12-month program year (L)	Total all other funds to be expended in 12-month program year (M)	Total funds to be expended in 12-month program year (N=L+M)
\$374,447.00	\$0.00	\$374,447.00
3566066 : Families First Resident Services		
Program Name:	Families First Resident Services	
Unique Identifier:	3566066	
Program Description (continued)	Provides start-up household items to low income families whose children are being returned to the home for the	

	foster care system. Provide case management and hands-on training to maintain safe, healthy housing.	
Eligible Activity Number	(18) Other Housing Service [202(3)]	
Intended Outcome Number	(5) Address homelessness	
APR: Actual Outcome Number	This information is only completed for an APR.	
Who Will Be Assisted	Eligible families currently residing in assisted housing.	
Types and Level of Assistance	Ensure that the home is a safe and healthy environment for children, with in-home, hands-on training on how to maintain the home. Includes case management, rental assistance, credit enhancement, temporary housing, mortgage assistance, vouchers, etc.	
APR : Describe Accomplishments	This information is only completed for an APR.	
Planned and Actual Outputs for 12-Month Program Year	Planned	APR - Actual
	Number of Households to be served in Year 55	This information is only completed for an APR.
APR: If the program is behind schedule, explain why	This information is only completed for an APR.	
Uses of Funding:		
The Uses of Funding table information can be entered here for each individual program or can be entered for all programs within Section 5(b): Uses of Funding. Changes to data on either page location will update in both Section 3: Program Descriptions and Section 5(b): Uses of Funding accordingly.		
Prior and current year IHBG (only) funds to be expended in 12-month program year (L)	Total all other funds to be expended in 12-month program year (M)	Total funds to be expended in 12-month program year (N=L+M)
\$185,606.00	\$0.00	\$185,606.00
3566069 : Individual Development Accounts/ iSave		
Program Name:	Individual Development Accounts/ iSave	
Unique Identifier:	3566069	
Program Description (continued)	iSave is a matched savings program for low to moderate income households used to incentivize savings and build equity in the participant's primary residence. Matching funds may only be used on a home owned by the participant or leased from the Housing Authority of Cherokee Nation. Funds are disbursed for projects after the participant has saved their own money for at least six months and participated in financial education. Matching funds may be used for projects that increase the value of the primary residence.	
Eligible Activity Number	(15) Other Homebuyer Assistance Activities [202(2)]	
Intended Outcome Number	(2) Assist renters to become homeowners	
APR: Actual Outcome Number	This information is only completed for an APR.	
Who Will Be Assisted	Native American with incomes at or below 80% of the national median income.	
Types and Level of Assistance	Households receive up to \$3 for every \$1 saved up to \$1,000 in savings (and up to \$3,000 in matching funds).	
APR : Describe Accomplishments	This information is only completed for an APR.	
Planned and Actual Outputs for 12-Month Program Year	Planned	APR - Actual
	Number of Units to be Completed in Year 121	This information is only completed for an APR.
APR: If the program is behind schedule, explain why	This information is only completed for an APR.	
Uses of Funding:		
The Uses of Funding table information can be entered here for each individual program or can be entered for all programs within Section 5(b): Uses of Funding. Changes to data on either page location will update in both Section 3: Program Descriptions and Section 5(b): Uses of Funding accordingly.		

Prior and current year IHBG (only) funds to be expended in 12-month program year (L)	Total all other funds to be expended in 12-month program year (M)	Total funds to be expended in 12-month program year (N=L+M)
\$1,478,581.00	\$0.00	\$1,478,581.00

3566075 : Housing Management of Cherokee Programs

Program Name:	Housing Management of Cherokee Programs	
Unique Identifier:	3566075	
Program Description (continued)	Management of NAHASDA units and programs.	
Eligible Activity Number	(19) Housing Management Services [202(4)]	
Intended Outcome Number	(6) Assist affordable housing for low income households	
APR: Actual Outcome Number	This information is only completed for an APR.	
Who Will Be Assisted	MAP, RAP, Title VI, Homeownership and Rental units, and insurance programs.	
Types and Level of Assistance	Operating costs for assisting applicants, tenants, and homebuyers.	
APR : Describe Accomplishments	This information is only completed for an APR.	
Planned and Actual Outputs for 12-Month Program Year	Planned	APR - Actual
	Number of Households to be served in Year	This information is only completed for an APR.
	2,847	
APR: If the program is behind schedule, explain why	This information is only completed for an APR.	

Uses of Funding:

The Uses of Funding table information can be entered here for each individual program or can be entered for all programs within Section 5(b): Uses of Funding. Changes to data on either page location will update in both Section 3: Program Descriptions and Section 5(b): Uses of Funding accordingly.

Prior and current year IHBG (only) funds to be expended in 12-month program year (L)	Total all other funds to be expended in 12-month program year (M)	Total funds to be expended in 12-month program year (N=L+M)
\$3,954,727.00	\$500,000.00	\$4,454,727.00

3566076 : Rental Assistance

Program Name:	Rental Assistance	
Unique Identifier:	3566076	
Program Description (continued)	Provide rental assistance for qualifying families	
Eligible Activity Number	(17) Tenant Based Rental Assistance [202(3)]	
Intended Outcome Number	(5) Address homelessness	
APR: Actual Outcome Number	This information is only completed for an APR.	
Who Will Be Assisted	Native American families with incomes at or below 80% of the national median income.	
Types and Level of Assistance	Provide monthly rental subsidy to low income Native American families. Subsidy will not exceed fair market rents.	
APR : Describe Accomplishments	This information is only completed for an APR.	
Planned and Actual Outputs for 12-Month Program Year	Planned	APR - Actual
	Number of Households to be served in Year	This information is only completed for an APR.
	1,471	

APR: If the program is behind schedule, explain why | This information is only completed for an APR.

Uses of Funding:

The Uses of Funding table information can be entered here for each individual program or can be entered for all programs within Section 5(b): Uses of Funding. Changes to data on either page location will update in both Section 3: Program Descriptions and Section 5(b): Uses of Funding accordingly.

Prior and current year IHBG (only) funds to be expended in 12-month program year (L)	Total all other funds to be expended in 12-month program year (M)	Total funds to be expended in 12-month program year (N=L+M)
\$4,700,000.00	\$0.00	\$4,700,000.00

3566099 : ICDBG Matching Funds 2019

Program Name:	ICDBG Matching Funds 2019	
Unique Identifier:	3566099	
Program Description (continued)	Provide matching funds for the Cherokee Nation 2019 ICDBG program. These combined funds will be used to remodel/expand the Head Start facility currently housed in the community building at our low rent project (45-16) in Pryor, OK.	
Eligible Activity Number	(22) Model Activities [202(6)]	
Intended Outcome Number	(12) Other-must provide description in the box below If Other: Provide early childhood education for eligible children.	
APR: Actual Outcome Number	This information is only completed for an APR.	
Who Will Be Assisted	Families who qualify for assistance according to the Head Start program guidelines.	
Types and Level of Assistance	The Cherokee Nation (\$900,000) will construct a community building, which will house the Early Head Start program. The building will create more usable space for existing students and provide greater classroom capacity for new students. The project will include building a parking lot, a large storm shelter, a large kitchen, and a fence for the playground.	
APR : Describe Accomplishments	This information is only completed for an APR.	
Planned and Actual Outputs for 12-Month Program Year	Planned	APR - Actual
	The output measure being collected for this eligible activity is dollars. The dollar amount should be included as an other fund amount listed in the Uses of Funding table.	
APR: If the program is behind schedule, explain why	This information is only completed for an APR.	

Uses of Funding:

The Uses of Funding table information can be entered here for each individual program or can be entered for all programs within Section 5(b): Uses of Funding. Changes to data on either page location will update in both Section 3: Program Descriptions and Section 5(b): Uses of Funding accordingly.

Prior and current year IHBG (only) funds to be expended in 12-month program year (L)	Total all other funds to be expended in 12-month program year (M)	Total funds to be expended in 12-month program year (N=L+M)
\$300,000.00	\$900,000.00	\$1,200,000.00

Maintaining 1937 Act Units, Demolition, and Disposition

Maintaining 1937 Act Units	The Housing Authority of the Cherokee Nation enforces the homebuyer and lease agreements for these units. The units are subsidized with IHBG funds for management, operations, and modernization or rehab to the extent necessary to maintain them in a decent, safe, and sanitary condition.
Demolition and Disposition	Demolition Project 45-02, Birdtail Addition in Tahlequah,

OK consisting of 16 low rent units. All families will be relocated to other rental units and these apartments will be rebuilt on same site. Construction on this project was completed in 1969, so the units have aged and need to be replaced.

Budget Information

Sources of Funding

Funding Source	Amount on hand at beginning of program year (A)	Amount to be received during 12-month program year (B)	Total sources of funds (C=A+B)	Funds to be expended during 12-month program year (D)	Unexpended funds remaining at end of program year (E=C-D)
IHBG Funds:	\$32,792,000.00	\$28,696,619.00	\$61,488,619.00	\$34,703,555.00	\$26,785,064.00
IHBG Program Income:	\$1,998,900.00	\$5,797,902.00	\$7,796,802.00	\$7,499,255.00	\$297,547.00
Title VI:	\$0.00	\$0.00	\$0.00	\$0.00	\$0.00
Title VI Program Income:	\$0.00	\$0.00	\$0.00	\$0.00	\$0.00
1937 Act Operating Reserves:	\$0.00		\$0.00	\$0.00	\$0.00
Carry Over 1937 Act Funds:	\$0.00		\$0.00	\$0.00	\$0.00
LEVERAGED FUNDS					
ICDBG Funds:	\$399,700.00	\$900,000.00	\$1,299,700.00	\$900,000.00	\$399,700.00
Other Federal Funds:	\$183,242.00	\$0.00	\$183,242.00	\$119,392.00	\$63,850.00
LIHTC:	\$0.00	\$0.00	\$0.00	\$0.00	\$0.00
Non-Federal Funds:	\$0.00	\$0.00	\$0.00	\$0.00	\$0.00
Total:	\$35,373,842.00	\$35,394,521.00	\$70,768,363.00	\$43,222,202.00	\$27,546,161.00

Uses of Funding

Program Name	Unique Identifier	Prior and current year IHBG (only) funds to be expended in 12-month program year (L)	Total all other funds to be expended in 12-month program year (M)	Total funds to be expended in 12-month program year (N=L+M)
HUD-VASH Supportive Housing	3552800	\$0.00	\$119,392.00	\$119,392.00
Rent to Own Modernization	3566005	\$23,965.00	\$350,000.00	\$373,965.00
Construct Rental Housing	3564007	\$0.00	\$2,000,000.00	\$2,000,000.00
Individual Water and Sewer	3564020	\$0.00	\$50,000.00	\$50,000.00
New Construction Mortgage Subsidy for Non-Low Income Families	3564024	\$0.00	\$1,800,000.00	\$1,800,000.00
Mortgage Assistance Program for Non-Low Income Families	3564029	\$0.00	\$250,000.00	\$250,000.00
Home Energy Audits/Indoor Air Quality Assessments	3564058	\$0.00	\$199,255.00	\$199,255.00
Low Rent Modernization	3566000	\$2,570,908.00	\$700,000.00	\$3,270,908.00

Homeownership Modernization	3566001	\$718,938.00	\$500,000.00	\$1,218,938.00
Low Rent Operations	3566003	\$2,995,577.00	\$500,000.00	\$3,495,577.00
Homeownership Replacement Home Program	3566021	\$1,503,518.00	\$0.00	\$1,503,518.00
New Construction Mortgage Subsidy	3566024	\$1,200,000.00	\$0.00	\$1,200,000.00
Mortgage Assistance/Self Sufficiency Solutions	3566029/49	\$3,955,025.00	\$0.00	\$3,955,025.00
Homeownership Rehab	3566044	\$6,694,591.00	\$0.00	\$6,694,591.00
Community Youth Resident Services	3566048	\$183,987.00	\$50,000.00	\$233,987.00
Career Literacy Resident Services	3566051	\$308,544.00	\$0.00	\$308,544.00
Project Based College Housing Assistance	3566053	\$45,000.00	\$0.00	\$45,000.00
Resident Adult Services	3566056	\$179,362.00	\$0.00	\$179,362.00
Transitional Housing	3566060	\$1,048,452.00	\$0.00	\$1,048,452.00
Financial Assistance Resident Services	3566063	\$374,447.00	\$0.00	\$374,447.00
Families First Resident Services	3566066	\$185,606.00	\$0.00	\$185,606.00
Individual Development Accounts/ iSave	3566069	\$1,478,581.00	\$0.00	\$1,478,581.00
Housing Management of Cherokee Programs	3566075	\$3,954,727.00	\$500,000.00	\$4,454,727.00
Rental Assistance	3566076	\$4,700,000.00	\$0.00	\$4,700,000.00
ICDBG Matching Funds 2019	3566099	\$300,000.00	\$900,000.00	\$1,200,000.00
Planning and Administration		\$2,282,327.00	\$600,000.00	\$2,882,327.00
Loan Repayment (describe in 3 & 4 below)		\$0.00	\$0.00	\$0.00
Total		\$34,703,555.00	\$8,518,647.00	\$43,222,202.00
APR				
APR	The answer to this question is only requested for an APR.			
Other Submission Items				
Useful Life/Affordability Period(s)	The Useful life of each assisted housing unit will be determined by the amount of IHBG funds invested as follows: Assistance Amount Useful Life Emergencies up to \$5000 6 months Minor Repairs 5,000 to 10,000 2 years Minor Repairs 10,001 to 20,000 3 years Rehab 20,001 or higher 5 years New Construction 20 years			
Model Housing and Over-Income Activities	We have budgeted \$300,000 of IHBG as matching funds for the Cherokee Nation's 2019 ICDBG activity. The tribe has received ICDBG funding in the amount of \$900,000 to renovate/expand the Head Start facility at our low rent project in Pryor, OK. The program is housed in the Community Building on Project 45-16.			
Tribal and Other Indian Preference Does the tribe have a preference policy?	YES Cherokee Nation citizens receive preference in all housing programs, contracting, and employment.			
Anticipated Planning and Administration Expenses Do you intend to exceed your allowable spending cap for	NO			

Planning and Administration?										
Actual Planning and Administration Expenses Did you exceed your allowable spending cap for Planning and Administration?	The answer to this question is only requested for an APR.									
Does the tribe have an expanded formula area?:	NO									
Total Expenditures on Affordable Housing Activities:	<table border="1"> <thead> <tr> <th></th> <th>All AIAN Households</th> <th>AIAN Households with Incomes 80% or Less of Median Income</th> </tr> </thead> <tbody> <tr> <td>IHBG Funds</td> <td>\$0.00</td> <td>\$0.00</td> </tr> <tr> <td>Funds from Other Sources</td> <td>\$0.00</td> <td>\$0.00</td> </tr> </tbody> </table>		All AIAN Households	AIAN Households with Incomes 80% or Less of Median Income	IHBG Funds	\$0.00	\$0.00	Funds from Other Sources	\$0.00	\$0.00
	All AIAN Households	AIAN Households with Incomes 80% or Less of Median Income								
IHBG Funds	\$0.00	\$0.00								
Funds from Other Sources	\$0.00	\$0.00								
For each separate formula area, list the expended amount	The answer to this question is only requested for an APR.									
Indian Housing Plan Certification Of Compliance										
In accordance with applicable statutes, the recipient certifies that it will comply with Title II of the Civil Rights Act of 1968, Section 504 of the Rehabilitation Act of 1973, the Age Discrimination Act of 1975, and other federal statutes, to the extent that they apply to tribes and TDHES, see 24 CFR 1000.12.	YES									
In accordance with 24 CFR 1000.328, the recipient receiving less than \$200,000 under FCAS certifies that there are households within its jurisdiction at or below 80 percent of median income.	Not Applicable									
The recipient will maintain adequate insurance coverage for housing units that are owned and operated or assisted with grant amounts provided under NAHASDA, in compliance with such requirements as may be established by HUD:	YES									
Policies are in effect and are available for review by HUD and the public governing the eligibility, admission, and occupancy of families for housing assisted with grant amounts provided under NAHASDA:	YES									
Policies are in effect and are available for review by HUD and the public governing rents charged, including the methods by which such rents or homebuyer payments are determined, for housing assisted with grant amounts provided under NAHASDA:	YES									
Policies are in effect and are available for review by HUD and the public governing the management and maintenance of housing assisted with grant amounts provided under NAHASDA:	YES									
Tribal Wage Rate Certification										
1. You will use tribally determined wage rates when required for IHBG-assisted construction or maintenance activities. The Tribe has appropriate laws and regulations in place in order for it to determine and distribute prevailing wages.										
2. You will use Davis-Bacon or HUD determined wage rates when required for IHBG-assisted construction or maintenance activities.	YES									
3. You will use Davis-Bacon and/or HUD determined wage rates when required for IHBG-assisted construction except for the activities described below.										
4. List the activities using tribally determined wage rates:										

Cherokee Nation Act/Resolution Proposal Form

Act Resolution

<u>ADMINISTRATIVE CLEARANCE</u>	
Dept/Program:	
Signature/Initial	Date
Executive Director:	
	6/10/2020
Signature/Initial	Date
Treasurer: (Required: Grants/Contracts/Budgets)	
Signature/Initial	Date
Government Relations:	
Signature/Initial	Date
Administration Approval:	
Signature/Initial	Date
<u>LEGISLATIVE CLEARANCE:</u>	
Legal & Legislative Coordinator:	
	6/10/20
Signature/Initial	Date
Standing Committee & Date:	
Community Service	
Chairperson:	
	6/25/20
Signature/Initial	Date
Returned to Presenter: _____	
Date	

TITLE: A RESOLUTION authorizing the submission of the 2021 Indian Housing Plan to HUD

DEPARTMENT CONTACT: Gary J. Cooper

RESOLUTION PRESENTER: Gary J. Cooper

COUNCIL SPONSOR: Rex Jordan, Janees Taylor, Mike Shambaugh, Harley Buzzard, E.O. Smith, Daryl Legg

NARRATIVE:

This Resolution authorizes the submission of the Fiscal Year 2021 Indian Housing Plan to the United States Department of Housing and Urban Development. The Indian Housing Plan meets the Cherokee Nation priorities and fulfills HUD requirements for approval.