

Group: Marshal Service Month/Year of Report: September 2015
Group Leader: Shannon Buhl Phone: 207-3800 Email: shannon-buhl@cherokee.org

I. Budget Highlights – please refer to Monthly Financial Report

II. Program Highlights for August:

<u>District 1 412 North</u> Information Report (4) Warrants (5) Other Agency Assists (55) Warnings (27) Citations (15) Alcohol/Drug Arrests (8) A&B/DV (3) Burglary/Theft/Larceny (2) Sexual Assault (1) Vandalism (1)	<u>District 2 412 South</u> Information Report (19) Warrants (10) Other agency assists (98) Warnings (18) Citations (13) Alcohol/Drug Arrests (6) A&B/DV (2) DUR (1) Burglary/Theft/Larceny (5) Violation of P.O. (1) Vandalism (1)
--	---

III. Special Operations

Dive (0)
SWAT (2)

IV. Accomplishments

Shannon Buhl, Danny Tanner-rEvo Training
Joe Rainwater, Jennifer Lingor-Long Range Interdiction Training

V. Security

Security Violations (29)
Vehicle Assists (31)
Incident Reports (0)

VI. Federal Facilities

Claremore (2) EDO
Hastings (1)
Three Rivers (0)
Redbird Smith (1)

VII. Community

Inauguration

VIII. NAHASDA PATROLS:

District 1 0256
District 2 0723
Total 979



CHEROKEE NATION ELECTION COMMISSION
P.O. BOX 1188
TAHLEQUAH, OKLAHOMA 74465-0948
PHONE: 918-458-5899
FAX: 918-458-6101

Rules Report August 2015

I. Budget Highlights

a.) N/A

II. Program Highlights

a.) N/A

III. Accomplishments

- a.) CNEC accepted requests for recounts
- b.) CNEC conducted recounts for District 14 and At- Large
- c.) Absentee Ballots for the Runoff Election as well as the 2015 New District 14 Council Election were sent out on July 13, 2015
- d.) Candidates filed Financial Disclosure Reports
- e.) In-Person Absentee Voting was held at the Election Commission Office on July 18, 2015 and also July 21-23, 2015
- f.) The secure drop box for absentee ballots was available in the EC Office from 7:00AM to 7:00 PM on July 21-23rd, 2015.
- g.) Supplies were issued to precinct officials on July 24, 2015.
- h.) Absentee Verification began at 8:00 AM July 20, 2015 and continued through July 25, 2015.
- i.) EC Officials began counting absentee ballots after 8:00 AM on July 25, 2015
- j.) Vote Count was certified by the Election Commission
- k.) CNEC is continuing to enhance our street guide database to accommodate in their district and precinct assignments
- l.) CNEC has stayed current with monthly Tribal Registration deceased and relinquished citizen listings

IV. Future Plans and Initiatives

- a.) The office staff and Commissioners will be attending community outreach events throughout the 15 districts.



CHEROKEE NATION TRIBAL COUNCIL RULES COMMITTEE REPORT

Group: Tax Commission

Month/Year of Report: September, 2015

Group Leader: Sharon Swepston

Phone:

E-mail: Sharon-sweepston@cherokee.org

I. Budget Highlights

- a.) Please refer to the monthly financial report from Finance.

II. Program Highlights

a.) Motor Vehicle

1. Year to Date Motor Vehicle revenue for FY15 compared to FY14 as of July 31st 2015 & July 31st 2014, had an overall increase of 24.17%.
2. The month to month revenue comparison for July 2014 (FY14) compared to July 2015 (FY15) shows an increase of 18.08%.
3. The detail for all areas of revenue for motor vehicle is shown on the attached graphs.
4. For FY15 new tags issues in the Extended Jurisdictional Boundary for October 1,326 November 1,055, December 1,505, January 1,367, February 1,523, March 1,770, April 1,695, May 1,637, June 1,802, July 2,016.

b.) Revenue and Taxation Division

1. Year to Date Revenue and Taxation (Tobacco) for FY15 compared to FY14 as of July 31st 2015 & July 31st 2014, had an overall decrease of 19.92%.
2. A month to month revenue comparison July 2014 (FY14) compared to July 2015 (FY15) shows a decrease of 12.24%.
3. The detail for all areas of tax is shown on the attached graphs.

c.) Future Plans/New Initiatives

1. The next Tax Commission meeting is scheduled for December 9, 2015 at 4:30 pm in the CNTC Conference room.
2. The Veterans Sales Tax Exemption Cards have been mailed out to all qualified applicants. As of September 9, 2015 we have mailed out 144 Veteran Sales Tax Exemption Cards. CNE has implemented their upgraded system to process the new sales tax exemptions for Cherokee veterans.
3. We have received our report for July 2015 purchases and payment from the State of Oklahoma and rebates are scheduled to be distributed to the retailers by or before September 15, 2015.



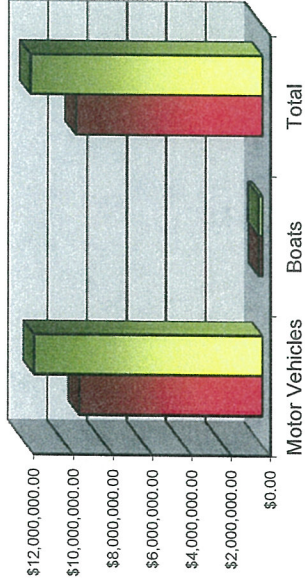
CHEROKEE NATION TAX COMMISSION

JULY, 2015

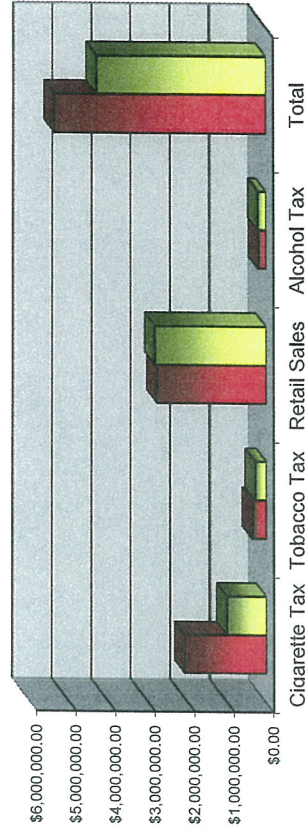
	Motor Vehicles	Boats	Total	Cigarette Tax	Tobacco Tax	Retail Sales	Alcohol Tax	Total
FY14	\$9,322,769.06	\$189,465.60	\$9,512,234.66	\$2,070,322.61	\$357,056.73	\$2,773,390.26	\$194,156.37	\$5,394,925.97
FY15	\$11,597,061.06	\$214,366.31	\$11,811,427.37	\$1,005,412.96	\$278,727.35	\$2,829,251.21	\$207,038.11	\$4,320,429.63
% of Change	24.40%	13.14%	24.17%	-51.44%	-21.94%	2.01%	6.63%	-19.92%

	Motor Vehicles	Boats	Total
FY14	\$9,322,769.06	\$189,465.60	\$9,512,234.66
FY15	\$11,597,061.06	\$214,366.31	\$11,811,427.37
% of Change	24.40%	13.14%	24.17%

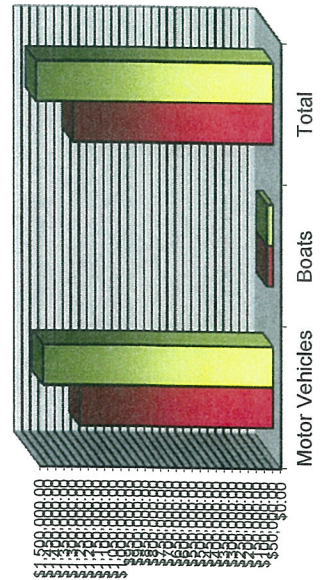
MV Gross Revenue Comparison - Year to Date



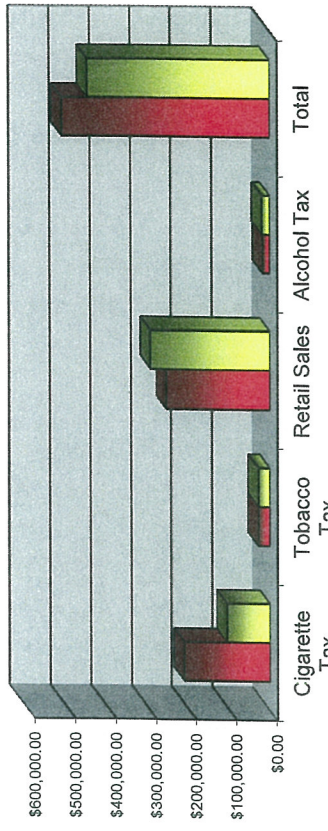
R & T Gross Revenue Comparison Year to Date



MV Gross Revenue Comparison - Month to Month



R & T Gross Revenue Comparison Month to Month



I. Budget Highlights – please refer to Monthly Financial Report

Description of Budget exceptions: No budget exceptions to report. Two of three Self Governance Analyst positions are vacant.

II. Program Highlights

1. Indian Health Service Contract Support Costs Workgroup:

The Indian Health Service (IHS) Contract Support Costs Workgroup met in Phoenix, Arizona on August 24th-25th. Vickie Hanvey is a technical representative to the Workgroup for the Oklahoma City Area. Mickey Percy from Choctaw Nation and Rhonda Butcher from Citizen Potawatomi Nation are the Workgroup members for the Oklahoma City Area. Topics discussed at the meeting included Direct Contract Support Costs, Fixed rate/lump sum proposals, contract/compact amendments language, and revising the CSC policy. There were presentations made by the DOI- Interior Business Center and the HHS- Division of Cost Allocation regarding the indirect cost negotiation process. Ms. Hanvey is part of a sub-workgroup to analyze “carryforward” and “cost incurred” approaches.

2. National Indian and Native American Employment and Training Conference:

Self-Governance staff attended the 36th Annual National Indian and Native American Employment and Training Conference in Durant, OK. Vickie Hanvey served as a panelist for the “BIA Contract Support Costs: 101 Training” sessions. The training was targeted at tribes that were either new or exploring entering self-governance compacting or contracting of BIA programs. Staff also attended several breakout sessions and trainings related to submission of PL 102-477 financial and statistical reporting. Vickie Hanvey accepted the “**Division Chief’s Award**” from Mr. Terry Parks, Acting Division Chief of the BIA Office of Indian Services Division of Workforce Development, on behalf of Cherokee Nation’s 102-477 Program. Each year, one tribe operating employment and career training programs under a PL 102-477 Plan is selected as the “Chief’s Award” winner. The Nation’s 102-477 Program consists of programs operated by Career Services and Child Care.



3. Department of the Interior FY 2016 Reprogramming Request:

The Self-Governance Office recently received a draft copy of its FY 2016 Reprogramming Request and its accompanying footnotes from the Department of the Interior Office of Self-Governance. The Reprogramming Request serves as an estimate of funding that Cherokee Nation will receive via its Multi-year Funding Agreement (MFA) with the DOI in FY 2016. Self-Governance staff has reviewed the Reprogramming Request and submitted them to administration for approval. The Reprogramming Request must be executed with the Department of the Interior Office of Self-Governance in order to receive funding for FY2016.

4. Tribal Interior Budget Committee:

Self-Governance staff participated in the Tribal Interior Budget Committee (TIBC) meeting on August 4-6. Vickie Hanvey serves as the alternate representative to TIBC for the BIA Eastern Oklahoma Region. TIBC consists of tribal and federal representatives from both the regional and national level and is the primary body that advises the Assistant Secretary – Indian Affairs, on budget tribal budget priorities, issues, and concerns within the Department of the Interior (DOI). Budget topics discussed at the meeting included the Tiwahe Initiative, the new BIE, distribution of JOM funds, contract support costs, tribal courts funding, transportation funding, and the Office of Special Trustee.

5. Department of the Interior Office of Special Trustee (OST) Trust Evaluation

Contractors with the OST Office of Trust Review and Audit (OTRA) visited Cherokee Nation in May to conduct a regular trust evaluation. The Nation recently received a draft copy of the trust evaluation and is now in the process of formulating a response to the contents of the evaluation. It is anticipated that the Nation's response will be submitted in mid-September.

The Department of the Interior, per 25 CFR 1000.351, is required to conduct trust evaluations of Tribes that have assumed management responsibilities of trust assets via Self-Governance agreements. The Self Governance Office served as the contact/coordinator of the evaluation, which reviewed several different trust programs, including Real Estate, Human Services, Information Technology, Natural Resources, and other departments.

6. Cherokee Nation Department of Transportation Funding Agreement:

On September 3rd, Self-Governance and the Cherokee Nation Roads Department received an executed copy of Amendment #4 to the Nation's FY 2015 Tribal Transportation Program Funding Agreement. The amendment totaled \$1,0009,826 and is an advance of FY 2016 Tribal Transportation Program Funding. The funds received under this amendment will be deducted from the Nation's FY 2016 RFA.

NEGOTIATIONS:

• **DOI, OST Negotiations:**

Self-Governance staff plans to reengage in renegotiation discussions with the DOI Office of Special Trustee to renegotiate our Real Estate Appraisal Services and Beneficiary Processes Program Memorandums of Understanding. Self-Governance is coordinating with program staff throughout the renegotiations which will resume in the near future.

Other SG Participation:

- TIBC EORO Alternate Representative
- National DOI Tribal Data Management pilot project
- National EPA Self-Governance Workgroup
- National Title VI workgroup to further SG within HHS

- National HHS ACF Tribal Advisory Council
- National Title IV workgroup with DOI SGAC
- National DOI CSC workgroup
- National DOI Funding Formula Matrix workgroup for SGAC
- National DOI Self-Governance 2.0 Workgroup
- Oklahoma SG Coalition representation of SG issues specific to Oklahoma



ᐃᐃᐃᐃ ᐃᐃᐃᐃ ᐃᐃᐃᐃᐃᐃ ᐃᐃᐃᐃᐃᐃ
Cherokee Nation Gaming Commission
Director's Report
18 september 2015

2015 COMPACT FEE PAYMENTS

	State	Fair Meadows	OHRC	Sub-Total	YTD
Jan	\$ 927,973.36	\$ 58,921.38	\$ 226,636.61	\$ 1,213,531.35	\$ 1,213,531.35
Feb	\$ 1,225,538.09	\$ 58,804.70	\$ 218,864.67	\$ 1,503,207.46	\$ 2,716,738.81
Mar	\$ 1,381,542.76	\$ 59,171.40	\$ 243,785.16	\$ 1,684,499.32	\$ 4,401,238.13
Apr	\$ 1,229,311.53	\$ 59,171.40	\$ 209,669.11	\$ 1,498,152.04	\$ 5,899,390.17
May	\$ 1,241,962.46	\$ 58,854.71	\$ 240,854.83	\$ 1,541,672.00	\$ 7,441,062.17
June*	\$ 1,263,201.35	\$ 59,038.06	\$ 217,053.42	\$ 1,539,292.83	\$ 8,980,355.00
July	\$ 1,299,263.06	\$ 59,204.74	\$ 218,885.93	\$ 1,577,353.73	\$ 10,557,708.73
Aug	\$ -	\$ -	\$ -	\$ -	\$ 10,557,708.73
Sept	\$ -	\$ -	\$ -	\$ -	\$ 10,557,708.73
Oct	\$ -	\$ -	\$ -	\$ -	\$ 10,557,708.73
Nov	\$ -	\$ -	\$ -	\$ -	\$ 10,557,708.73
Dec	\$ -	\$ -	\$ -	\$ -	\$ 10,557,708.73
YTD Adj.	\$ -	\$ -	\$ -	\$ -	\$ 10,557,708.73
	\$ 8,568,792.61	\$ 413,166.39	\$ 1,575,749.73	\$ 10,557,708.73	

* Includes the \$35,000 Annual Oversight Assessment to the State

NIGC Fee Payments	
March	\$ 75,766.02
June	\$ 64,942.30
September	\$ -
December	\$ -
TOTAL	\$ 140,708.32

Total Compact & NIGC Fee Payments	\$ 10,698,417.05
--	-------------------------

COMPACT FEE PAYMENT SUMMARY

	State	Fair Meadows	OHRC	Sub-Total	LTD
2005	\$ 2,948,594.00	\$ 500,040.00	\$ 1,478,858.36	\$ 4,927,492.36	\$ 4,927,492.36
2006	\$ 7,629,889.06	\$ 1,788,222.63	\$ 7,238,117.75	\$ 16,656,229.44	\$ 21,583,721.80
2007	\$ 11,472,065.73	\$ 962,047.93	\$ 4,573,604.66	\$ 17,007,718.32	\$ 38,591,440.12
2008	\$ 11,656,274.15	\$ 765,407.17	\$ 3,457,394.08	\$ 15,879,075.40	\$ 54,470,515.52
2009	\$ 12,258,076.70	\$ 749,466.52	\$ 2,393,709.96	\$ 15,401,253.18	\$ 69,871,768.70
2010	\$ 12,530,548.89	\$ 654,902.38	\$ 2,245,073.51	\$ 15,430,524.78	\$ 85,302,293.48
2011	\$ 12,842,971.99	\$ 624,666.63	\$ 2,263,371.18	\$ 15,731,009.80	\$ 101,033,303.28
2012	\$ 13,191,133.21	\$ 635,500.83	\$ 2,429,283.07	\$ 16,255,917.11	\$ 117,289,220.39
2013	\$ 13,775,089.66	\$ 671,503.73	\$ 2,454,446.83	\$ 16,901,040.22	\$ 134,190,260.61
2014	\$ 13,491,207.55	\$ 694,488.92	\$ 2,468,666.10	\$ 16,654,362.57	\$ 150,844,623.18
2015	\$ 8,568,792.61	\$ 413,166.39	\$ 1,575,749.73	\$ 10,557,708.73	\$ 161,402,331.91
	\$ 111,795,850.94	\$ 8,046,246.74	\$ 31,002,525.50	\$ 161,402,331.91	

LICENSING SUMMARY

Location	Key Employee	PMO	Operational	Total
Roland	258	119	208	585
Ramona	92	46	41	179
Catoosa	971	370	509	1,850
Catoosa - SS	4	1	-	5
WSS	388	175	218	781
Tahlequah	131	72	59	262
Sallisaw	67	35	29	131
Ft. Gibson	94	34	34	162
WRD	74	31	27	132
Corporate	88	120	2	210
SCC	72	29	25	126
CNGC	-	53	-	53
Toby Keith	-	-	107	107
CN Day Worker	-	-	52	52
TOTALS	2,239	1,085	1,311	4,635

VENDOR LICENSES

Entity	Class A	Class B	Class C	Exempt	Total
Companies	111	118	2	41	272
Individuals	798	406	13	-	1,217

GAMING MACHINES

Vendor	Catoosa	Cat SS	Ft. Gibson	Roland	Sallisaw	WSS	Ramona	Tahl.	SCV	WRD	Totals
CLASS II											
AGS	-	-	-	-	-	-	-	22	-	-	22
Bally	-	-	-	22	-	-	-	-	8	-	30
Bluberi	-	-	-	16	-	-	-	-	-	-	-
Cadillac Jack	-	-	-	8	-	-	8	-	-	-	-
Eclipse	14	-	-	12	-	-	-	21	-	-	47
GTAG/WMS	33	-	-	6	-	54	-	16	-	-	109
Multimedia	-	-	-	8	-	-	-	-	-	-	-
VGT	895	52	224	304	100	572	229	146	108	-	2,630
Sub-Total	942	52	224	376	100	626	237	205	116	-	2,878
COMPACT											
AGS	47	-	4	22	4	-	10	1	18	-	106
Ainsworth	25	-	6	22	6	27	8	8	-	6	108
Aristocrat	91	10	12	32	6	76	4	4	16	8	259
Aruze	40	-	12	18	-	33	14	-	6	-	123
Bally	282	6	60	76	26	183	67	33	27	39	799
IGT	512	5	77	116	52	316	38	88	28	50	1,282
Konami	77	-	24	42	12	89	38	23	22	17	344
Multimedia	75	-	18	40	14	51	30	16	14	10	268
Nova	12	-	6	16	6	6	8	8	8	-	70
Speilo	25	-	5	16	8	12	8	8	6	-	88
VGT	-	-	-	-	-	-	-	-	-	112	112
WMS	231	9	46	75	31	113	26	15	39	8	593
Sub-Total	1,417	30	270	475	165	906	251	204	184	250	4,152
Grand Total	2,359	82	494	851	265	1,532	488	409	300	250	7,030
Class II	942	52	224	376	100	626	237	205	116	-	2,878
% of floor	39.93%	63.41%	45.34%	44.18%	37.74%	40.86%	48.57%	50.12%	38.67%	0.00%	40.94%
Compact	1,417	30	270	475	165	906	251	204	184	250	4,152
% of floor	60.07%	36.59%	54.66%	55.82%	62.26%	59.14%	51.43%	49.88%	61.33%	100.00%	59.06%
TOTAL	2,359	82	494	851	265	1,532	488	409	300	250	7,030

CARD / TABLE GAMES

Card & Table Games				
Game	Catoosa	Roland	WSS	Total
Poker	13	6	8	27
3-Card Poker	2	-	1	3
Prog. 3-Card Poker	-	1	-	1
Ult. Texas Hold'em	1	1	-	2
Ult. Heads Up Hold'em	-	1	-	1
Progressive UTH	4	-	2	6
Blackjack	15	2	7	24
FreeBet Blackjack	4	1	-	5
21 + 3	3	1	3	7
Bonus Roulette	3	1	2	6
Casino War	1	-	-	1
House Money	-	-	1	1
Bonus Craps	1	-	-	1
TOTAL	47	14	24	85

HUMAN RESOURCES

August 2015

NASON MORTON, EXECUTIVE DIRECTOR
Extension 5682

Human Resources is currently working on the revision of Cherokee Nation Human Resources Policies and Procedures (CNHRPP), Chapter III, and portions of Chapter II. As of August 31, 2015, the total number of Employees is 3528. Of those employees, 2925 are Cherokee and 264 are members of another Federally recognized tribe.

EMPLOYMENT/COMPENSATION

Processed	Monthly	YTD
Number of Employees Hired	49	386
% of Cherokees Hired	86	80
% of Indians Hired	4	6
# of Applications Received	559	3900
# of Interview Panels Sent	76	570

BENEFITS

Processed	Monthly	YTD
Educational Reimbursement Requests	7	29
401(k) Distributions	57	376
401(k) Loans	27	162
401(k) Hardship	7	20
FMLA	40	332
COBRA	49	340
Short Term Disability	8	90

RISK MANAGEMENT

Processed	Monthly	YTD
Workers' Compensation	3	35

EMPLOYEE DEVELOPMENT

Orientations/Trainings Presented	Monthly	YTD
Trainings Presented	17	115