

Committee: Community Services Committee
Date: 12-30-19 Committee Date: 1-13-20

Author: Todd Enlow
Sponsor(s): Janees Taylor, Rex Jordan, EO Smith, Keith Austin,
Daryl Legg, Mike Shambaugh, Dora Patzkowski,
Joe Deere, Harley Buzzard, Victoria Vazquez,
Mike Dobbins

RESOLUTION NO. 03-20

COUNCIL OF THE CHEROKEE NATION

A RESOLUTION ADOPTING REVISIONS TO THE 2020 INDIAN HOUSING PLAN

WHEREAS, the Cherokee Nation since time immemorial has exercised the sovereign rights of self-government in behalf of the Cherokee people;

WHEREAS, the Cherokee Nation is a federally recognized Indian Nation with a historic and continual government to government relationship with the United States of America;

WHEREAS, the Cherokee Nation will apply for the 2019 Indian Community Development Block Grant (ICDBG);


WHEREAS, the award must be incorporated into the Indian Housing Plan for submission to the United States Department of Housing and Urban Development;

WHEREAS, the 2020 Indian Housing Plan was approved by Resolution No. 30-19 on July 15, 2019, and the Indian Housing Plan now needs to be amended.

BE IT RESOLVED BY THE CHEROKEE NATION, that the changes to the 2020 Indian Housing Plan are approved to be incorporated in a revised 2020 Indian Housing Plan, along with any conforming changes directly related to such changes and no others, and submitted to the United States Department of Housing and Urban Development.


CERTIFICATION

The foregoing resolution was adopted by the Council of the Cherokee Nation at a duly called meeting on the 13th day of January, 2020, having 17 members present, constituting a quorum, by the vote of 17 yea; 0 nay; 0 abstaining.



Joe Byrd, Speaker
Council of the Cherokee Nation

ATTEST:




Janees Taylor, Secretary
Council of the Cherokee Nation

Approved and signed by the Principal Chief this 14th day of January, 2020.




Chuck Hoskin, Jr., Principal Chief
Cherokee Nation

ATTEST:



Tina Glory Jordan, Secretary of State
Cherokee Nation



Energy and Performance Information Center (EPIC)

Grant Number: **55-IT-40-05780**
 Report: **IHP Report for 2020 (Amended)**

OMB CONTROL NUMBER: 2577-0218
 EXPIRATION DATE: 07/31/2019

Cover Page

Grant Information:	
Grant Number	55-IT-40-05780
Recipient Program Year	10/01/2019-09/30/2020
Federal Fiscal Year	2020
Initial Indian Housing Plan (IHP):	
Amended Plan	Yes
Annual Performance Report (APR):	
Amended Plan	
Tribe:	Yes
TDHE:	
Recipient Information:	
Name of the Recipient	Cherokee Nation
Contact Person	Cooper, Gary J
Telephone Number with Area Code	918-456-5482
Mailing Address	PO Box 948
City	Tahlequah
State	OK
Zip	74465
Fax Number with Area Code	918-458-5018
Email Address	gary-cooper@hacn.org
Tribes:	
TDHE/Tribe Information:	
Tax Identification Number	730757033
DUNS Number	077345494
CCR/SAM Expiration Date	05/15/2020
Planned Grant-Based Budget for Eligible Programs:	
IHBG Fiscal Year Formula Amount	\$28,696,619.00

Housing Needs

Type of Need (A)	Low-Income Indian Families (B)	All Indian Families (C)
Overcrowded Households	<input checked="" type="checkbox"/>	<input checked="" type="checkbox"/>
Renters Who Wish to Become Owners	<input checked="" type="checkbox"/>	<input checked="" type="checkbox"/>
Substandard Units Needing Rehabilitation	<input checked="" type="checkbox"/>	<input type="checkbox"/>
Homeless Households	<input checked="" type="checkbox"/>	<input type="checkbox"/>
Households Needing Affordable Rental Units	<input checked="" type="checkbox"/>	<input type="checkbox"/>
College Student Housing	<input checked="" type="checkbox"/>	<input type="checkbox"/>
Disabled Households Needing Accessibility	<input checked="" type="checkbox"/>	<input type="checkbox"/>
Units Needing Energy Efficiency Upgrades	<input checked="" type="checkbox"/>	<input checked="" type="checkbox"/>
Infrastructure to Support Housing	<input type="checkbox"/>	<input type="checkbox"/>
Other (specify below)	<input type="checkbox"/>	<input type="checkbox"/>
Planned Program Benefits	The Cherokee Nation offers a wide range of housing assistance and services. Families demonstrating the ability to become homebuyers and provided mortgage assistance and homebuyer counseling. Rental assistance, rental apartments, and homeless assistance target lower income families. The Rehab program addresses overcrowding, substandard units, and handicap needs. The Housing Authority also offers assistance to homeless veterans through the HUD-VASH Program.	
Geographic Distribution	All programs are made available to citizens throughout the tribal jurisdiction. Participants are selected from a waiting list according to the time and date of their application.	

Programs

3552800 : HUD-VASH Supportive Housing

Program Name:	HUD-VASH Supportive Housing						
Unique Identifier:	3552800						
Program Description (continued)	Provide rental assistance for qualifying Native American veterans						
Eligible Activity Number	(17) Tenant Based Rental Assistance [202(3)]						
Intended Outcome Number	(5) Address homelessness						
APR: Actual Outcome Number	This information is only completed for an APR.						
Who Will Be Assisted	Native American veterans who are homeless or are at risk of becoming homeless, whose incomes do not exceed 80% of the median income, and who are referred to the Housing Authority by the local Veteran's Affairs Medical Center.						
Types and Level of Assistance	The program will provide monthly rental subsidy to qualifying families based on fair market rents to ensure that the participant's rent does not exceed 30% of their monthly adjusted income.						
APR : Describe Accomplishments	This information is only completed for an APR.						
Planned and Actual Outputs for 12-Month Program Year	<table style="width: 100%; border: none;"> <tr> <td style="width: 60%;"></td> <td style="text-align: center;">Planned</td> <td style="text-align: center;">APR - Actual</td> </tr> <tr> <td></td> <td style="text-align: center;">20</td> <td></td> </tr> </table>		Planned	APR - Actual		20	
	Planned	APR - Actual					
	20						

	Number of Households to be served in Year	This information is only completed for an APR.
APR: If the program is behind schedule, explain why	This information is only completed for an APR.	

Uses of Funding:

The Uses of Funding table information can be entered here for each individual program or can be entered for all programs within Section 5(b): Uses of Funding. Changes to data on either page location will update in both Section 3: Program Descriptions and Section 5(b): Uses of Funding accordingly.

Prior and current year IHBG (only) funds to be expended in 12-month program year (L)	Total all other funds to be expended in 12-month program year (M)	Total funds to be expended in 12-month program year (N=L+M)
\$0.00	\$119,392.00	\$119,392.00

3564005 : Rent to Own Modernization

Program Name:	Rent to Own Modernization						
Unique Identifier:	3564005						
Program Description (continued)	Modernization or renovation of homeownership units in various rent to own programs						
Eligible Activity Number	(5) Rehabilitation of Rental Housing [202(2)]						
Intended Outcome Number	(3) Improve quality of substandard units						
APR: Actual Outcome Number	This information is only completed for an APR.						
Who Will Be Assisted	Native American families with incomes at or below 80% of the national median income.						
Types and Level of Assistance	Expenses to cover required costs for mod or rehab of rent to own units operated under various homeownership programs.						
APR : Describe Accomplishments	This information is only completed for an APR.						
Planned and Actual Outputs for 12-Month Program Year	<table border="1"> <thead> <tr> <th></th> <th>Planned</th> <th>APR - Actual</th> </tr> </thead> <tbody> <tr> <td>Number of Units to be Completed in Year</td> <td>35</td> <td>This information is only completed for an APR.</td> </tr> </tbody> </table>		Planned	APR - Actual	Number of Units to be Completed in Year	35	This information is only completed for an APR.
	Planned	APR - Actual					
Number of Units to be Completed in Year	35	This information is only completed for an APR.					
APR: If the program is behind schedule, explain why	This information is only completed for an APR.						

Uses of Funding:

The Uses of Funding table information can be entered here for each individual program or can be entered for all programs within Section 5(b): Uses of Funding. Changes to data on either page location will update in both Section 3: Program Descriptions and Section 5(b): Uses of Funding accordingly.

Prior and current year IHBG (only) funds to be expended in 12-month program year (L)	Total all other funds to be expended in 12-month program year (M)	Total funds to be expended in 12-month program year (N=L+M)
\$123,965.00	\$250,000.00	\$373,965.00

3564007 : Construct Rental Housing

Program Name:	Construct Rental Housing
Unique Identifier:	3564007

Program Description (continued)	Construction of rental units	
Eligible Activity Number	(4) Construction of Rental Housing [202(2)]	
Intended Outcome Number	(7) Create new affordable rental units	
APR: Actual Outcome Number	This information is only completed for an APR.	
Who Will Be Assisted	Native American families with incomes at or below 80% of the national median income.	
Types and Level of Assistance	Construction of new rental units to replace those demolished at Pryor, OK. These new units will be in a different location.	
APR : Describe Accomplishments	This information is only completed for an APR.	
Planned and Actual Outputs for 12-Month Program Year	Planned	APR - Actual
	Number of Units 25 to be Completed in Year	This information is only completed for an APR.
APR: If the program is behind schedule, explain why	This information is only completed for an APR.	

Uses of Funding:

The Uses of Funding table information can be entered here for each individual program or can be entered for all programs within Section 5(b): Uses of Funding. Changes to data on either page location will update in both Section 3: Program Descriptions and Section 5(b): Uses of Funding accordingly.

Prior and current year IHBG (only) funds to be expended in 12-month program year (L)	Total all other funds to be expended in 12-month program year (M)	Total funds to be expended in 12-month program year (N=L+M)
\$0.00	\$2,000,000.00	\$2,000,000.00

3564008 : Infrastructure Tahlequah Office

Program Name:	Infrastructure Tahlequah Office	
Unique Identifier:	3564008	
Program Description (continued)	Improve Infrastructure at the Tahlequah Housing Office	
Eligible Activity Number	(24) Infrastructure to Support Housing [202(2)]	
Intended Outcome Number	(4) Improve quality of existing infrastructure	
APR: Actual Outcome Number	This information is only completed for an APR.	
Who Will Be Assisted	Low income housing applicants and tenants requesting and receiving assistance.	
Types and Level of Assistance	Develop a storage facility for required record retention; improve offices to ensure energy efficiency.	
APR : Describe Accomplishments	This information is only completed for an APR.	
Planned and Actual Outputs for 12-Month Program Year	Planned	APR - Actual
	The output measure being collected for this eligible activity is dollars. The dollar amount should be included as an other fund amount listed in the Uses of Funding table.	
APR: If the program is behind schedule, explain why	This information is only completed for an APR.	

Uses of Funding:

The Uses of Funding table information can be entered here for each individual program or can be entered for all programs within Section 5(b): Uses of Funding. Changes to data on either page location will update in both Section 3: Program Descriptions and Section 5(b): Uses of Funding accordingly.

Prior and current year IHBG (only) funds to be expended in 12-month program year (L)	Total all other funds to be expended in 12- month program year (M)	Total funds to be expended in 12-month program year (N=L+M)
\$0.00	\$200,000.00	\$200,000.00

3564020 : Individual Water and Sewer

Program Name:	Individual Water and Sewer						
Unique Identifier:	3564020						
Program Description (continued)	Water and sanitation assistance to eligible families						
Eligible Activity Number	(24) Infrastructure to Support Housing [202(2)]						
Intended Outcome Number	(4) Improve quality of existing infrastructure						
APR: Actual Outcome Number	This information is only completed for an APR.						
Who Will Be Assisted	Eligible Native American families						
Types and Level of Assistance	Well drilling, connecting to existing water systems and/or sanitation facilities for new or existing homes.						
APR : Describe Accomplishments	This information is only completed for an APR.						
Planned and Actual Outputs for 12-Month Program Year	<table border="1" style="width: 100%;"> <thead> <tr> <th style="width: 50%;"></th> <th style="width: 25%; text-align: center;">Planned</th> <th style="width: 25%; text-align: center;">APR - Actual</th> </tr> </thead> <tbody> <tr> <td colspan="3">The output measure being collected for this eligible activity is dollars. The dollar amount should be included as an other fund amount listed in the Uses of Funding table.</td> </tr> </tbody> </table>		Planned	APR - Actual	The output measure being collected for this eligible activity is dollars. The dollar amount should be included as an other fund amount listed in the Uses of Funding table.		
	Planned	APR - Actual					
The output measure being collected for this eligible activity is dollars. The dollar amount should be included as an other fund amount listed in the Uses of Funding table.							
APR: If the program is behind schedule, explain why	This information is only completed for an APR.						

Uses of Funding:

The Uses of Funding table information can be entered here for each individual program or can be entered for all programs within Section 5(b): Uses of Funding. Changes to data on either page location will update in both Section 3: Program Descriptions and Section 5(b): Uses of Funding accordingly.

Prior and current year IHBG (only) funds to be expended in 12-month program year (L)	Total all other funds to be expended in 12- month program year (M)	Total funds to be expended in 12-month program year (N=L+M)
\$0.00	\$50,000.00	\$50,000.00

3564024 : New Construction Mortgage Subsidy for Non-Low Income Families

Program Name:	New Construction Mortgage Subsidy for Non-Low Income Families
Unique Identifier:	3564024
Program Description (continued)	Utilize program income to subsidize construction costs for families over 80% of the national median.
Eligible Activity Number	(15) Other Homebuyer Assistance Activities [202(2)]
Intended Outcome Number	(2) Assist renters to become homeowners
APR: Actual Outcome Number	This information is only completed for an APR.
Who Will Be Assisted	Native American families whose income exceeds 80% of the national median.
Types and Level of Assistance	Provide approximately \$30,000 per family to cover the difference between the HUD Section 184 loan amount and actual construction costs.

APR : Describe Accomplishments	This information is only completed for an APR.	
Planned and Actual Outputs for 12-Month Program Year	Planned	APR - Actual
	Number of Units to be Completed in Year 60	This information is only completed for an APR.
APR: If the program is behind schedule, explain why	This information is only completed for an APR.	

Uses of Funding:

The Uses of Funding table information can be entered here for each individual program or can be entered for all programs within Section 5(b): Uses of Funding. Changes to data on either page location will update in both Section 3: Program Descriptions and Section 5(b): Uses of Funding accordingly.

Prior and current year IHBG (only) funds to be expended in 12-month program year (L)	Total all other funds to be expended in 12-month program year (M)	Total funds to be expended in 12-month program year (N=L+M)
\$0.00	\$1,800,000.00	\$1,800,000.00

3564029 : Mortgage Assistance Program for Non-Low Income Families

Program Name:	Mortgage Assistance Program for Non-Low Income Families
Unique Identifier:	3564029
Program Description (continued)	Provide down payment and closing costs for families with incomes at 80-100% of the national median and families over 100% of median, with HUD approval.
Eligible Activity Number	(13) Down Payment/Closing Cost Assistance [202(2)]
Intended Outcome Number	(2) Assist renters to become homeowners
APR: Actual Outcome Number	This information is only completed for an APR.
Who Will Be Assisted	Families who were low income at the time they entered the MAP program, but after the self-sufficiency counseling period had income that exceeded 80% of the national median.
Types and Level of Assistance	MAP provides up to \$20,000 in down payment and closing costs. This activity will use program income to cover the amounts that are not allowable under 24 CFR 1000.110(d)(2) when a family is not low income at the time assistance is provided to ensure they receive the full benefit

APR : Describe Accomplishments	This information is only completed for an APR.	
Planned and Actual Outputs for 12-Month Program Year	Planned	APR - Actual
	Number of Units to be Completed in Year 4	This information is only completed for an APR.
APR: If the program is behind schedule, explain why	This information is only completed for an APR.	

Uses of Funding:

The Uses of Funding table information can be entered here for each individual program or can be entered for all programs within Section 5(b): Uses of Funding. Changes to data on either page location will update in both Section 3: Program Descriptions and Section 5(b): Uses of Funding accordingly.

Prior and current year IHBG (only) funds to be expended in 12-month	Total all other funds to be expended in 12-	Total funds to be expended in 12-month
---	---	--

program year (L)	month program year (M)	program year (N=L+M)
\$0.00	\$250,000.00	\$250,000.00

3564058 : Home Energy Audits/Indoor Air Quality Assessments

Program Name:	Home Energy Audits/Indoor Air Quality Assessments	
Unique Identifier:	3564058	
Program Description (continued)	Perform energy audits and indoor air quality assessments on eligible residential units. The purpose of which is to identify any inefficiencies within the structural integrity of the unit that could lead to energy loss and poor indoor air quality.	
Eligible Activity Number	(18) Other Housing Service [202(3)]	
Intended Outcome Number	(10) Improve energy efficiency	
APR: Actual Outcome Number	This information is only completed for an APR.	
Who Will Be Assisted	Native American families with incomes at or below 80% of the national median income.	
Types and Level of Assistance	Conduct energy audits and perform indoor air quality assessments. Upon completing these tasks a report with the findings and recommendations on how to address any issues will be completed and forwarded to the participant. If warranted, a follow-up inspection can be performed to determine the effectiveness of the participants actions.	
APR : Describe Accomplishments	This information is only completed for an APR.	
Planned and Actual Outputs for 12-Month Program Year	Planned	APR - Actual
	Number of Households to be served in Year	150 This information is only completed for an APR.
APR: If the program is behind schedule, explain why	This information is only completed for an APR.	

Uses of Funding:

The Uses of Funding table information can be entered here for each individual program or can be entered for all programs within Section 5(b): Uses of Funding. Changes to data on either page location will update in both Section 3: Program Descriptions and Section 5(b): Uses of Funding accordingly.

Prior and current year IHBG (only) funds to be expended in 12-month program year (L)	Total all other funds to be expended in 12- month program year (M)	Total funds to be expended in 12-month program year (N=L+M)
\$15,000.00	\$199,255.00	\$214,255.00

3566000 : Low Rent Modernization

Program Name:	Low Rent Modernization
Unique Identifier:	3566000
Program Description (continued)	Modernization and repair of Low Rent Units
Eligible Activity Number	(1) Modernization of 1937 Act Housing [202(1)]
Intended Outcome Number	(3) Improve quality of substandard units
APR: Actual Outcome Number	This information is only completed for an APR.
Who Will Be Assisted	

	Native American Families with incomes at or below 80% of the national median income.						
Types and Level of Assistance	Maintain rental units in a standard condition to ensure their viability into the future.						
APR : Describe Accomplishments	This information is only completed for an APR.						
Planned and Actual Outputs for 12-Month Program Year	<table border="1"> <thead> <tr> <th></th> <th>Planned</th> <th>APR - Actual</th> </tr> </thead> <tbody> <tr> <td>Number of Units to be Completed in Year</td> <td>200</td> <td>This information is only completed for an APR.</td> </tr> </tbody> </table>		Planned	APR - Actual	Number of Units to be Completed in Year	200	This information is only completed for an APR.
	Planned	APR - Actual					
Number of Units to be Completed in Year	200	This information is only completed for an APR.					
APR: If the program is behind schedule, explain why	This information is only completed for an APR.						

Uses of Funding:

The Uses of Funding table information can be entered here for each individual program or can be entered for all programs within Section 5(b): Uses of Funding. Changes to data on either page location will update in both Section 3: Program Descriptions and Section 5(b): Uses of Funding accordingly.

Prior and current year IHBG (only) funds to be expended in 12-month program year (L)	Total all other funds to be expended in 12-month program year (M)	Total funds to be expended in 12-month program year (N=L+M)
\$2,870,908.00	\$700,000.00	\$3,570,908.00

3566001 : Homeownership Modernization

Program Name:	Homeownership Modernization						
Unique Identifier:	3566001						
Program Description (continued)	Modernize Mutual-Help units under management of the Housing Authority						
Eligible Activity Number	(1) Modernization of 1937 Act Housing [202(1)]						
Intended Outcome Number	(3) Improve quality of substandard units						
APR: Actual Outcome Number	This information is only completed for an APR.						
Who Will Be Assisted	Mutual- Help homebuyers who have not yet paid off their home						
Types and Level of Assistance	Minor or substantial rehab to ensure the units are decent, safe, and sanitary						
APR : Describe Accomplishments	This information is only completed for an APR.						
Planned and Actual Outputs for 12-Month Program Year	<table border="1"> <thead> <tr> <th></th> <th>Planned</th> <th>APR - Actual</th> </tr> </thead> <tbody> <tr> <td>Number of Units to be Completed in Year</td> <td>100</td> <td>This information is only completed for an APR.</td> </tr> </tbody> </table>		Planned	APR - Actual	Number of Units to be Completed in Year	100	This information is only completed for an APR.
	Planned	APR - Actual					
Number of Units to be Completed in Year	100	This information is only completed for an APR.					
APR: If the program is behind schedule, explain why	This information is only completed for an APR.						

Uses of Funding:

The Uses of Funding table information can be entered here for each individual program or can be entered for all programs within Section 5(b): Uses of Funding. Changes to data on either page location will update in both Section 3: Program Descriptions and Section 5(b): Uses of Funding accordingly.

Prior and current year IHBG (only) funds to be expended in 12-month program year (L)	Total all other funds to be expended in 12-month program year (M)	Total funds to be expended in 12-month program year (N=L+M)
\$918,938.00	\$200,000.00	\$1,118,938.00

3566003 : Low Rent Operations

Program Name:	Low Rent Operations	
Unique Identifier:	3566003	
Program Description (continued)	Operating the 1937 Act Low Rent Program	
Eligible Activity Number	(2) Operation of 1937 Act Housing [202(1)]	
Intended Outcome Number	(6) Assist affordable housing for low income households	
APR: Actual Outcome Number	This information is only completed for an APR.	
Who Will Be Assisted	Native American families with incomes at or below 80% of the national median income.	
Types and Level of Assistance	Covering expense associated with operating the Low Rent program	
APR : Describe Accomplishments	This information is only completed for an APR.	
Planned and Actual Outputs for 12-Month Program Year	Planned	APR - Actual
	Number of Units 944 to be Completed in Year	This information is only completed for an APR.
APR: If the program is behind schedule, explain why	This information is only completed for an APR.	

Uses of Funding:

The Uses of Funding table information can be entered here for each individual program or can be entered for all programs within Section 5(b): Uses of Funding. Changes to data on either page location will update in both Section 3: Program Descriptions and Section 5(b): Uses of Funding accordingly.

Prior and current year IHBG (only) funds to be expended in 12-month program year (L)	Total all other funds to be expended in 12- month program year (M)	Total funds to be expended in 12-month program year (N=L+M)
\$2,995,577.00	\$0.00	\$2,995,577.00

3566021 : Homeownership Replacement Home Program

Program Name:	Homeownership Replacement Home Program	
Unique Identifier:	3566021	
Program Description (continued)	Replace privately owned homes when rehab is not a viable option	
Eligible Activity Number	(16) Rehabilitation Assistance to Existing Homeowners [202(2)]	
Intended Outcome Number	(3) Improve quality of substandard units	
APR: Actual Outcome Number	This information is only completed for an APR.	
Who Will Be Assisted	Native American families with incomes at or below 80% of the national median income.	
Types and Level of Assistance	Replace privately owned homes that cannot be brought back up to standards through the rehab program. No payback is required of the family.	
APR : Describe Accomplishments	This information is only completed for an APR.	
Planned and Actual Outputs for 12-Month Program Year	Planned	APR - Actual

	Number of Units to be Completed in Year	This information is only completed for an APR.
APR: If the program is behind schedule, explain why	This information is only completed for an APR.	

Uses of Funding:

The Uses of Funding table information can be entered here for each individual program or can be entered for all programs within Section 5(b): Uses of Funding. Changes to data on either page location will update in both Section 3: Program Descriptions and Section 5(b): Uses of Funding accordingly.

Prior and current year IHBG (only) funds to be expended in 12-month program year (L)	Total all other funds to be expended in 12-month program year (M)	Total funds to be expended in 12-month program year (N=L+M)
\$1,245,518.00	\$0.00	\$1,245,518.00

3566024 : New Construction Mortgage Subsidy

Program Name:	New Construction Mortgage Subsidy						
Unique Identifier:	3566024						
Program Description (continued)	To utilize the Indian Housing Block Grant (IHBG) for subsidized construction costs for families at or below 80% of the national median.						
Eligible Activity Number	(15) Other Homebuyer Assistance Activities [202(2)]						
Intended Outcome Number	(2) Assist renters to become homeowners						
APR: Actual Outcome Number	This information is only completed for an APR.						
Who Will Be Assisted	Native American families with incomes at or below 80% of the national median income.						
Types and Level of Assistance	Provide approximately \$30,000 per family to cover the difference between the HUD Section 184 loan amount and the actual construction costs.						
APR : Describe Accomplishments	This information is only completed for an APR.						
Planned and Actual Outputs for 12-Month Program Year	<table border="1"> <thead> <tr> <th></th> <th>Planned</th> <th>APR - Actual</th> </tr> </thead> <tbody> <tr> <td>Number of Units to be Completed in Year</td> <td>40</td> <td>This information is only completed for an APR.</td> </tr> </tbody> </table>		Planned	APR - Actual	Number of Units to be Completed in Year	40	This information is only completed for an APR.
	Planned	APR - Actual					
Number of Units to be Completed in Year	40	This information is only completed for an APR.					
APR: If the program is behind schedule, explain why	This information is only completed for an APR.						

Uses of Funding:

The Uses of Funding table information can be entered here for each individual program or can be entered for all programs within Section 5(b): Uses of Funding. Changes to data on either page location will update in both Section 3: Program Descriptions and Section 5(b): Uses of Funding accordingly.

Prior and current year IHBG (only) funds to be expended in 12-month program year (L)	Total all other funds to be expended in 12-month program year (M)	Total funds to be expended in 12-month program year (N=L+M)
\$1,200,000.00	\$0.00	\$1,200,000.00

3566029/49 : Mortgage Assistance/Self Sufficiency Solutions

Program Name:	Mortgage Assistance/Self Sufficiency Solutions
Unique Identifier:	3566029/49

Program Description (continued)	The Integrated Self Sufficiency Solutions Program, MAP, is a family self-sufficiency counseling program tied to homeownership sustainability. Households work with a self sufficiency counselor for a period of 6 to 60 months to identify and overcome obstacles associated with family self sufficiency, attainment of a non-predatory mortgage and the sustainability of a mortgage (including foreclosure prevention services). Financial assistance is provided to eligible participants for down payment and closing cost assistance at closing, post self sufficiency counseling.	
Eligible Activity Number	(13) Down Payment/Closing Cost Assistance [202(2)]	
Intended Outcome Number	(2) Assist renters to become homeowners	
APR: Actual Outcome Number	This information is only completed for an APR.	
Who Will Be Assisted	* Households whose income at the time of application is at or below 80% of the NMI as established by NAHASDA * Households whose income is between 80.01% and 100% NMI and who actively participated in self sufficiency counseling at least 61 months may be eligible for a prorated amount of financial assistance. * Households located within Cherokee Nation's jurisdictional boundaries * Households wherein the property is used as the primary residence for the family. * Households wherein the owner of the property is a member of a federally recognized tribe with Cherokee citizens receiving preference. * First time home buyers.	
Types and Level of Assistance	Households receive up to \$20,000 to be used toward the down payment and closing costs of their primary residence. The One Stop Application Center was rolled into this activity in 2019, and therefore is not included as a separate activity.	
APR : Describe Accomplishments	This information is only completed for an APR.	
Planned and Actual Outputs for 12-Month Program Year	Planned	APR - Actual
	Number of Units 700 to be Completed in Year	This information is only completed for an APR.
APR: If the program is behind schedule, explain why	This information is only completed for an APR.	

Uses of Funding:

The Uses of Funding table information can be entered here for each individual program or can be entered for all programs within Section 5(b): Uses of Funding. Changes to data on either page location will update in both Section 3: Program Descriptions and Section 5(b): Uses of Funding accordingly.

Prior and current year IHBG (only) funds to be expended in 12-month program year (L)	Total all other funds to be expended in 12- month program year (M)	Total funds to be expended in 12-month program year (N=L+M)
\$3,955,025.00	\$0.00	\$3,955,025.00

3566044 : Homeownership Rehab

Program Name:	Homeownership Rehab
Unique Identifier:	3566044
Program Description (continued)	Rehabilitate or repair homes privately owned by tribal members
Eligible Activity Number	(16) Rehabilitation Assistance to Existing Homeowners [202(2)]

Intended Outcome Number	(3) Improve quality of substandard units						
APR: Actual Outcome Number	This information is only completed for an APR.						
Who Will Be Assisted	Native American families with incomes at or below 80% of the national median income.						
Types and Level of Assistance	Rehab assistance at an average of \$27,000 per unit with minor repairs not to exceed \$20,000; tribal funds may be used for smaller emergency jobs.						
APR : Describe Accomplishments	This information is only completed for an APR.						
Planned and Actual Outputs for 12-Month Program Year	<table border="1"> <thead> <tr> <th></th> <th>Planned</th> <th>APR - Actual</th> </tr> </thead> <tbody> <tr> <td>Number of Units to be Completed in Year</td> <td>400</td> <td>This information is only completed for an APR.</td> </tr> </tbody> </table>		Planned	APR - Actual	Number of Units to be Completed in Year	400	This information is only completed for an APR.
	Planned	APR - Actual					
Number of Units to be Completed in Year	400	This information is only completed for an APR.					
APR: If the program is behind schedule, explain why	This information is only completed for an APR.						

Uses of Funding:

The Uses of Funding table information can be entered here for each individual program or can be entered for all programs within Section 5(b): Uses of Funding. Changes to data on either page location will update in both Section 3: Program Descriptions and Section 5(b): Uses of Funding accordingly.

Prior and current year IHBG (only) funds to be expended in 12-month program year (L)	Total all other funds to be expended in 12-month program year (M)	Total funds to be expended in 12-month program year (N=L+M)
\$5,694,591.00	\$0.00	\$5,694,591.00

3566048 : Community Youth Resident Services

Program Name:	Community Youth Resident Services						
Unique Identifier:	3566048						
Program Description (continued)	Provide traditional activities, cultural life skills, leadership and drug elimination education, community organization, and involvement activities for youth.						
Eligible Activity Number	(18) Other Housing Service [202(3)]						
Intended Outcome Number	(11) Reduction in crime reports						
APR: Actual Outcome Number	This information is only completed for an APR.						
Who Will Be Assisted	NAHASDA eligible youth within the Cherokee Nation jurisdictional boundaries.						
Types and Level of Assistance	Provide monthly classes teaching culture, art, language and leadership in existing low rent housing areas.						
APR : Describe Accomplishments	This information is only completed for an APR.						
Planned and Actual Outputs for 12-Month Program Year	<table border="1"> <thead> <tr> <th></th> <th>Planned</th> <th>APR - Actual</th> </tr> </thead> <tbody> <tr> <td>Number of Households to be served in Year</td> <td>2,571</td> <td>This information is only completed for an APR.</td> </tr> </tbody> </table>		Planned	APR - Actual	Number of Households to be served in Year	2,571	This information is only completed for an APR.
	Planned	APR - Actual					
Number of Households to be served in Year	2,571	This information is only completed for an APR.					
APR: If the program is behind schedule, explain why	This information is only completed for an APR.						

Uses of Funding:

The Uses of Funding table information can be entered here for each individual program or can be entered for all programs within Section 5(b): Uses of Funding. Changes to data on either page location will update in both Section 3: Program Descriptions and Section 5(b): Uses of Funding accordingly.

Prior and current year IHBG (only) funds to be expended in 12-month program year (L)	Total all other funds to be expended in 12- month program year (M)	Total funds to be expended in 12-month program year (N=L+M)
\$183,987.00	\$50,000.00	\$233,987.00

3566051 : Career Literacy Resident Services

Program Name:	Career Literacy Resident Services	
Unique Identifier:	3566051	
Program Description (continued)	Activities to improve self-sufficiency of eligible housing residents including: instruction in basic skills as needed to improve reading and math levels and in preparation for GED testing, vocational training, life/employment skills training, assessment, testing, and employment activities.	
Eligible Activity Number	(18) Other Housing Service [202(3)]	
Intended Outcome Number	(2) Assist renters to become homeowners	
APR: Actual Outcome Number	This information is only completed for an APR.	
Who Will Be Assisted	Low-income households within the Tribal Service Area in need of assistance with GED/SHE, basic skills, vocational training, or other employment activities.	
Types and Level of Assistance	Types and levels of assistance will vary with each recipient depending upon each individual's need, whether it be instruction in basic skills, provision of GED instruction, vocational training, career counseling, and job placement.	
APR : Describe Accomplishments	This information is only completed for an APR.	
Planned and Actual Outputs for 12-Month Program Year	Planned	APR - Actual
	Number of Households to be served in Year	492 This information is only completed for an APR.
APR: If the program is behind schedule, explain why	This information is only completed for an APR.	

Uses of Funding:

The Uses of Funding table information can be entered here for each individual program or can be entered for all programs within Section 5(b): Uses of Funding. Changes to data on either page location will update in both Section 3: Program Descriptions and Section 5(b): Uses of Funding accordingly.

Prior and current year IHBG (only) funds to be expended in 12-month program year (L)	Total all other funds to be expended in 12- month program year (M)	Total funds to be expended in 12-month program year (N=L+M)
\$308,544.00	\$0.00	\$308,544.00

3566053 : Project Based College Housing Assistance

Program Name:	Project Based College Housing Assistance	
Unique Identifier:	3566053	
Program Description (continued)	College Housing Assistance for students living in designate housing at Northeastern State University, Rogers State University or Connors State College	
Eligible Activity Number	(18) Other Housing Service [202(3)]	

Intended Outcome Number	(8) Assist affordable housing for college students						
APR: Actual Outcome Number	This information is only completed for an APR.						
Who Will Be Assisted	Native American families with incomes at or below 80% of the national median income.						
Types and Level of Assistance	Up to \$2,600 per semester for college housing, fall and/or spring semester. Maximum will be determined by rates charged at each university.						
APR : Describe Accomplishments	This information is only completed for an APR.						
Planned and Actual Outputs for 12-Month Program Year	<table border="1"> <thead> <tr> <th></th> <th>Planned</th> <th>APR - Actual</th> </tr> </thead> <tbody> <tr> <td>Number of Households to be served in Year</td> <td>11</td> <td>This information is only completed for an APR.</td> </tr> </tbody> </table>		Planned	APR - Actual	Number of Households to be served in Year	11	This information is only completed for an APR.
	Planned	APR - Actual					
Number of Households to be served in Year	11	This information is only completed for an APR.					
APR: If the program is behind schedule, explain why	This information is only completed for an APR.						

Uses of Funding:

The Uses of Funding table information can be entered here for each individual program or can be entered for all programs within Section 5(b): Uses of Funding. Changes to data on either page location will update in both Section 3: Program Descriptions and Section 5(b): Uses of Funding accordingly.

Prior and current year IHBG (only) funds to be expended in 12-month program year (L)	Total all other funds to be expended in 12-month program year (M)	Total funds to be expended in 12-month program year (N=L+M)
\$45,000.00	\$0.00	\$45,000.00

3566056 : Resident Adult Services

Program Name:	Resident Adult Services						
Unique Identifier:	3566056						
Program Description (continued)	Provide cultural and educational activities to residents of Housing Authority properties.						
Eligible Activity Number	(18) Other Housing Service [202(3)]						
Intended Outcome Number	(11) Reduction in crime reports						
APR: Actual Outcome Number	This information is only completed for an APR.						
Who Will Be Assisted	Residents of Housing Authority properties.						
Types and Level of Assistance	Provide cultural and educational activities.						
APR : Describe Accomplishments	This information is only completed for an APR.						
Planned and Actual Outputs for 12-Month Program Year	<table border="1"> <thead> <tr> <th></th> <th>Planned</th> <th>APR - Actual</th> </tr> </thead> <tbody> <tr> <td>Number of Households to be served in Year</td> <td>400</td> <td>This information is only completed for an APR.</td> </tr> </tbody> </table>		Planned	APR - Actual	Number of Households to be served in Year	400	This information is only completed for an APR.
	Planned	APR - Actual					
Number of Households to be served in Year	400	This information is only completed for an APR.					
APR: If the program is behind schedule, explain why	This information is only completed for an APR.						

Uses of Funding:

The Uses of Funding table information can be entered here for each individual program or can be entered for all programs within Section 5(b): Uses of Funding. Changes to data on either page location will update in both Section 3: Program Descriptions and Section 5(b): Uses of Funding accordingly.

Prior and current year IHBG (only) funds to be expended in 12-month program year (L)	Total all other funds to be expended in 12-month program year (M)	Total funds to be expended in 12-month program year (N=L+M)
--	---	---

\$179,362.00	\$0.00	\$179,362.00
--------------	--------	--------------

3566060 : Transitional Housing

Program Name:	Transitional Housing	
Unique Identifier:	3566060	
Program Description (continued)	Provides emergency funds to assist homeless families and to prevent families from losing their homes.	
Eligible Activity Number	(18) Other Housing Service [202(3)]	
Intended Outcome Number	(5) Address homelessness	
APR: Actual Outcome Number	This information is only completed for an APR.	
Who Will Be Assisted	Native American families with incomes at or below 80% of the national median income.	
Types and Level of Assistance	Rent/utility deposits and rental or mortgage payments to prevent homelessness or assist homeless families or individuals.	
APR : Describe Accomplishments	This information is only completed for an APR.	
Planned and Actual Outputs for 12-Month Program Year	Planned	APR - Actual
	2,610	This information is only completed for an APR.
	Number of Households to be served in Year	
APR: If the program is behind schedule, explain why	This information is only completed for an APR.	

Uses of Funding:

The Uses of Funding table information can be entered here for each individual program or can be entered for all programs within Section 5(b): Uses of Funding. Changes to data on either page location will update in both Section 3: Program Descriptions and Section 5(b): Uses of Funding accordingly.

Prior and current year IHBG (only) funds to be expended in 12-month program year (L)	Total all other funds to be expended in 12-month program year (M)	Total funds to be expended in 12-month program year (N=L+M)
\$1,048,452.00	\$0.00	\$1,048,452.00

3566063 : Financial Assistance Resident Services

Program Name:	Financial Assistance Resident Services	
Unique Identifier:	3566063	
Program Description (continued)	Emergency financial assistance to housing residents to prevent them from being evicted.	
Eligible Activity Number	(18) Other Housing Service [202(3)]	
Intended Outcome Number	(5) Address homelessness	
APR: Actual Outcome Number	This information is only completed for an APR.	
Who Will Be Assisted	Eligible NAHASDA assisted housing residents.	
Types and Level of Assistance	Provide rental payments and rent and utility deposits to prevent homelessness for person in Low Rent or other assisted housing.	
APR : Describe Accomplishments	This information is only completed for an APR.	
Planned and Actual Outputs for 12-Month Program Year	Planned	APR - Actual

	Number of Households to be served in Year	775	This information is only completed for an APR.
APR: If the program is behind schedule, explain why	This information is only completed for an APR.		

Uses of Funding:

The Uses of Funding table information can be entered here for each individual program or can be entered for all programs within Section 5(b): Uses of Funding. Changes to data on either page location will update in both Section 3: Program Descriptions and Section 5(b): Uses of Funding accordingly.

Prior and current year IHBG (only) funds to be expended in 12-month program year (L)	Total all other funds to be expended in 12-month program year (M)	Total funds to be expended in 12-month program year (N=L+M)
\$374,447.00	\$0.00	\$374,447.00

3566066 : Families First Resident Services

Program Name:	Families First Resident Services		
Unique Identifier:	3566066		
Program Description (continued)	Provides start-up household items to low income families whose children are being returned to the home for the foster care system. Provide case management and hands-on training to maintain safe, healthy housing.		
Eligible Activity Number	(18) Other Housing Service [202(3)]		
Intended Outcome Number	(5) Address homelessness		
APR: Actual Outcome Number	This information is only completed for an APR.		
Who Will Be Assisted	Eligible families currently residing in assisted housing.		
Types and Level of Assistance	Ensure that the home is a safe and healthy environment for children, with in-home, hands-on training on how to maintain the home. Includes case management, rental assistance, credit enhancement, temporary housing, mortgage assistance, vouchers, etc.		
APR : Describe Accomplishments	This information is only completed for an APR.		
Planned and Actual Outputs for 12-Month Program Year	Planned	APR - Actual	
	Number of Households to be served in Year	55	This information is only completed for an APR.
APR: If the program is behind schedule, explain why	This information is only completed for an APR.		

Uses of Funding:

The Uses of Funding table information can be entered here for each individual program or can be entered for all programs within Section 5(b): Uses of Funding. Changes to data on either page location will update in both Section 3: Program Descriptions and Section 5(b): Uses of Funding accordingly.

Prior and current year IHBG (only) funds to be expended in 12-month program year (L)	Total all other funds to be expended in 12-month program year (M)	Total funds to be expended in 12-month program year (N=L+M)
\$185,606.00	\$0.00	\$185,606.00

3566069 : Individual Development Accounts/ iSave

Program Name:	Individual Development Accounts/ iSave
---------------	--

Unique Identifier:	3566069						
Program Description (continued)	iSave is a matched savings program for low to moderate income households used to incentivize savings and build equity in the participant's primary residence. Matching funds may only be used on a home owned by the participant or leased from the Housing Authority of Cherokee Nation. Funds are disbursed for projects after the participant has saved their own money for at least six months and participated in financial education. Matching funds may be used for projects that increase the value of the primary residence.						
Eligible Activity Number	(15) Other Homebuyer Assistance Activities [202(2)]						
Intended Outcome Number	(2) Assist renters to become homeowners						
APR: Actual Outcome Number	This information is only completed for an APR.						
Who Will Be Assisted	Native American with incomes at or below 80% of the national median income.						
Types and Level of Assistance	Households receive up to \$3 for every \$1 saved up to \$1,000 in savings (and up to \$3,000 in matching funds).						
APR : Describe Accomplishments	This information is only completed for an APR.						
Planned and Actual Outputs for 12-Month Program Year	<table border="1"> <thead> <tr> <th></th> <th>Planned</th> <th>APR - Actual</th> </tr> </thead> <tbody> <tr> <td>Number of Units to be Completed in Year</td> <td>121</td> <td>This information is only completed for an APR.</td> </tr> </tbody> </table>		Planned	APR - Actual	Number of Units to be Completed in Year	121	This information is only completed for an APR.
	Planned	APR - Actual					
Number of Units to be Completed in Year	121	This information is only completed for an APR.					
APR: If the program is behind schedule, explain why	This information is only completed for an APR.						

Uses of Funding:

The Uses of Funding table information can be entered here for each individual program or can be entered for all programs within Section 5(b): Uses of Funding. Changes to data on either page location will update in both Section 3: Program Descriptions and Section 5(b): Uses of Funding accordingly.

Prior and current year IHBG (only) funds to be expended in 12-month program year (L)	Total all other funds to be expended in 12-month program year (M)	Total funds to be expended in 12-month program year (N=L+M)
\$1,478,581.00	\$0.00	\$1,478,581.00

3566075 : Housing Management of Cherokee Programs

Program Name:	Housing Management of Cherokee Programs						
Unique Identifier:	3566075						
Program Description (continued)	Management of NAHASDA units and programs.						
Eligible Activity Number	(19) Housing Management Services [202(4)]						
Intended Outcome Number	(6) Assist affordable housing for low income households						
APR: Actual Outcome Number	This information is only completed for an APR.						
Who Will Be Assisted	MAP, RAP, Title VI, Homeownership and Rental units, and insurance programs.						
Types and Level of Assistance	Operating costs for assisting applicants, tenants, and homebuyers.						
APR : Describe Accomplishments	This information is only completed for an APR.						
Planned and Actual Outputs for 12-Month Program Year	<table border="1"> <thead> <tr> <th></th> <th>Planned</th> <th>APR - Actual</th> </tr> </thead> <tbody> <tr> <td></td> <td>2,847</td> <td></td> </tr> </tbody> </table>		Planned	APR - Actual		2,847	
	Planned	APR - Actual					
	2,847						

	Number of Households to be served in Year	This information is only completed for an APR.
APR: If the program is behind schedule, explain why	This information is only completed for an APR.	

Uses of Funding:

The Uses of Funding table information can be entered here for each individual program or can be entered for all programs within Section 5(b): Uses of Funding. Changes to data on either page location will update in both Section 3: Program Descriptions and Section 5(b): Uses of Funding accordingly.

Prior and current year IHBG (only) funds to be expended in 12-month program year (L)	Total all other funds to be expended in 12-month program year (M)	Total funds to be expended in 12-month program year (N=L+M)
\$3,954,727.00	\$0.00	\$3,954,727.00

3566076 : Rental Assistance

Program Name:	Rental Assistance	
Unique Identifier:	3566076	
Program Description (continued)	Provide rental assistance for qualifying families	
Eligible Activity Number	(17) Tenant Based Rental Assistance [202(3)]	
Intended Outcome Number	(5) Address homelessness	
APR: Actual Outcome Number	This information is only completed for an APR.	
Who Will Be Assisted	Native American families with incomes at or below 80% of the national median income.	
Types and Level of Assistance	Provide monthly rental subsidy to low income Native American families. Subsidy will not exceed fair market rents.	
APR : Describe Accomplishments	This information is only completed for an APR.	
Planned and Actual Outputs for 12-Month Program Year	Planned	APR - Actual
	Number of Households to be served in Year	1,471
		This information is only completed for an APR.
APR: If the program is behind schedule, explain why	This information is only completed for an APR.	

Uses of Funding:

The Uses of Funding table information can be entered here for each individual program or can be entered for all programs within Section 5(b): Uses of Funding. Changes to data on either page location will update in both Section 3: Program Descriptions and Section 5(b): Uses of Funding accordingly.

Prior and current year IHBG (only) funds to be expended in 12-month program year (L)	Total all other funds to be expended in 12-month program year (M)	Total funds to be expended in 12-month program year (N=L+M)
\$4,800,000.00	\$0.00	\$4,800,000.00

3566099 : ICDBG Matching Funds 2018

Program Name:	ICDBG Matching Funds 2018
Unique Identifier:	3566099
Program Description (continued)	

	Matching funds for the Cherokee Nation's ICDBG application for Elderly Rehab. (Originally listed in 2019 IHP as water and sewer project. That has changed.)						
Eligible Activity Number	(16) Rehabilitation Assistance to Existing Homeowners [202(2)]						
Intended Outcome Number	(4) Improve quality of existing infrastructure						
APR: Actual Outcome Number	This information is only completed for an APR.						
Who Will Be Assisted	Elderly, low-income Native Americans living in substandard, privately owned homes.						
Types and Level of Assistance	\$266,667 in matching funds for the Cherokee Nation ICDBG application. We received \$800,000 in grant funding.						
APR : Describe Accomplishments	This information is only completed for an APR.						
Planned and Actual Outputs for 12-Month Program Year	<table border="1"> <thead> <tr> <th></th> <th>Planned</th> <th>APR - Actual</th> </tr> </thead> <tbody> <tr> <td>Number of Units to be Completed in Year</td> <td>35</td> <td>This information is only completed for an APR.</td> </tr> </tbody> </table>		Planned	APR - Actual	Number of Units to be Completed in Year	35	This information is only completed for an APR.
	Planned	APR - Actual					
Number of Units to be Completed in Year	35	This information is only completed for an APR.					
APR: If the program is behind schedule, explain why	This information is only completed for an APR.						

Uses of Funding:

The Uses of Funding table information can be entered here for each individual program or can be entered for all programs within Section 5(b): Uses of Funding. Changes to data on either page location will update in both Section 3: Program Descriptions and Section 5(b): Uses of Funding accordingly.

Prior and current year IHBG (only) funds to be expended in 12-month program year (L)	Total all other funds to be expended in 12-month program year (M)	Total funds to be expended in 12-month program year (N=L+M)
\$266,667.00	\$800,000.00	\$1,066,667.00

3566099 : ICDBG Matching Funds 2017

Program Name:	ICDBG Matching Funds 2017						
Unique Identifier:	3566099						
Program Description (continued)	Matching funds for the ICDBG application to install storm shelters at various Head Start facilities throughout the Cherokee Nation. This is carried over from 2019.						
Eligible Activity Number	(22) Model Activities [202(6)]						
Intended Outcome Number	(12) Other-must provide description in the box below If Other: The shelters will help protect staff and students at Head Start facilities, many of which are located at or near our housing projects.						
APR: Actual Outcome Number	This information is only completed for an APR.						
Who Will Be Assisted	Those described in Cherokee Nation's ICDBG application.						
Types and Level of Assistance	Originally \$266,667 in matching funds for the Cherokee Nation ICDBG application. The tribe also received \$800,000 from the grant.						
APR : Describe Accomplishments	This information is only completed for an APR.						
Planned and Actual Outputs for 12-Month Program Year	<table border="1"> <thead> <tr> <th></th> <th>Planned</th> <th>APR - Actual</th> </tr> </thead> <tbody> <tr> <td>The output measure being collected for this eligible activity is dollars. The dollar amount should be</td> <td></td> <td></td> </tr> </tbody> </table>		Planned	APR - Actual	The output measure being collected for this eligible activity is dollars. The dollar amount should be		
	Planned	APR - Actual					
The output measure being collected for this eligible activity is dollars. The dollar amount should be							

	included as an other fund amount listed in the Uses of Funding table.
APR: If the program is behind schedule, explain why	This information is only completed for an APR.

Uses of Funding:

The Uses of Funding table information can be entered here for each individual program or can be entered for all programs within Section 5(b): Uses of Funding. Changes to data on either page location will update in both Section 3: Program Descriptions and Section 5(b): Uses of Funding accordingly.

Prior and current year IHBG (only) funds to be expended in 12-month program year (L)	Total all other funds to be expended in 12-month program year (M)	Total funds to be expended in 12-month program year (N=L+M)
\$96,000.00	\$245,000.00	\$341,000.00

3566099 : ICDBG Matching Funds 2019

Program Name:	ICDBG Matching Funds 2019				
Unique Identifier:	3566099				
Program Description (continued)	Provide matching funds for the Cherokee Nation 2019 ICDBG program. These combined funds will be used to construct a new Head Start facility at our low rent project in Pryor, OK.				
Eligible Activity Number	(22) Model Activities [202(6)]				
Intended Outcome Number	(12) Other-must provide description in the box below If Other: Provide early childhood education for eligible children.				
APR: Actual Outcome Number	This information is only completed for an APR.				
Who Will Be Assisted	Families who qualify for assistance according to the Head Start program guidelines.				
Types and Level of Assistance	Matching funds of \$300,000.				
APR : Describe Accomplishments	This information is only completed for an APR.				
Planned and Actual Outputs for 12-Month Program Year	<table border="1"> <thead> <tr> <th>Planned</th> <th>APR - Actual</th> </tr> </thead> <tbody> <tr> <td colspan="2">The output measure being collected for this eligible activity is dollars. The dollar amount should be included as an other fund amount listed in the Uses of Funding table.</td> </tr> </tbody> </table>	Planned	APR - Actual	The output measure being collected for this eligible activity is dollars. The dollar amount should be included as an other fund amount listed in the Uses of Funding table.	
Planned	APR - Actual				
The output measure being collected for this eligible activity is dollars. The dollar amount should be included as an other fund amount listed in the Uses of Funding table.					
APR: If the program is behind schedule, explain why	This information is only completed for an APR.				

Uses of Funding:

The Uses of Funding table information can be entered here for each individual program or can be entered for all programs within Section 5(b): Uses of Funding. Changes to data on either page location will update in both Section 3: Program Descriptions and Section 5(b): Uses of Funding accordingly.

Prior and current year IHBG (only) funds to be expended in 12-month program year (L)	Total all other funds to be expended in 12-month program year (M)	Total funds to be expended in 12-month program year (N=L+M)
\$300,000.00	\$900,000.00	\$1,200,000.00

Maintaining 1937 Act Units, Demolition, and Disposition

Maintaining 1937 Act Units

The Housing Authority of the Cherokee Nation enforces the homebuyer and lease agreements for these units. The units are subsidized with IHBG funds for management, operations, and modernization or rehab

	to the extent necessary to maintain them in a decent, safe, and sanitary condition.
Demolition and Disposition	N/A

Budget Information

Sources of Funding

Funding Source	Amount on hand at beginning of program year (A)	Amount to be received during 12-month program year (B)	Total sources of funds (C=A+B)	Funds to be expended during 12-month program year (D)	Unexpended funds remaining at end of program year (E=C-D)
IHBG Funds:	\$24,050,991.00	\$28,696,619.00	\$52,747,610.00	\$33,615,585.00	\$19,132,025.00
IHBG Program Income:	\$1,320,000.00	\$5,248,647.00	\$6,568,647.00	\$5,699,255.00	\$869,392.00
Title VI:	\$0.00	\$0.00	\$0.00	\$0.00	\$0.00
Title VI Program Income:	\$0.00	\$0.00	\$0.00	\$0.00	\$0.00
1937 Act Operating Reserves:	\$0.00		\$0.00	\$0.00	\$0.00
Carry Over 1937 Act Funds:	\$0.00		\$0.00	\$0.00	\$0.00
LEVERAGED FUNDS					
ICDBG Funds:	\$1,045,000.00	\$900,000.00	\$1,945,000.00	\$1,945,000.00	\$0.00
Other Federal Funds:	\$133,678.00	\$0.00	\$133,678.00	\$119,392.00	\$14,286.00
LIHTC:	\$0.00	\$0.00	\$0.00	\$0.00	\$0.00
Non-Federal Funds:	\$0.00	\$0.00	\$0.00	\$0.00	\$0.00
Total:	\$26,549,669.00	\$34,845,266.00	\$61,394,935.00	\$41,379,232.00	\$20,015,703.00

Uses of Funding

Program Name	Unique Identifier	Prior and current year IHBG (only) funds to be expended in 12-month program year (L)	Total all other funds to be expended in 12-month program year (M)	Total funds to be expended in 12-month program year (N=L+M)
HUD-VASH Supportive Housing	3552800	\$0.00	\$119,392.00	\$119,392.00
Rent to Own Modernization	3564005	\$123,965.00	\$250,000.00	\$373,965.00
Construct Rental Housing	3564007	\$0.00	\$2,000,000.00	\$2,000,000.00
Infrastructure Tahlequah Office	3564008	\$0.00	\$200,000.00	\$200,000.00
Individual Water and Sewer	3564020	\$0.00	\$50,000.00	\$50,000.00
New Construction Mortgage Subsidy for Non-Low Income Families	3564024	\$0.00	\$1,800,000.00	\$1,800,000.00

Mortgage Assistance Program for Non-Low Income Families	3564029	\$0.00	\$250,000.00	\$250,000.00
Home Energy Audits/Indoor Air Quality Assessments	3564058	\$15,000.00	\$199,255.00	\$214,255.00
Low Rent Modernization	3566000	\$2,870,908.00	\$700,000.00	\$3,570,908.00
Homeownership Modernization	3566001	\$918,938.00	\$200,000.00	\$1,118,938.00
Low Rent Operations	3566003	\$2,995,577.00	\$0.00	\$2,995,577.00
Homeownership Replacement Home Program	3566021	\$1,245,518.00	\$0.00	\$1,245,518.00
New Construction Mortgage Subsidy	3566024	\$1,200,000.00	\$0.00	\$1,200,000.00
Mortgage Assistance/Self Sufficiency Solutions	3566029/49	\$3,955,025.00	\$0.00	\$3,955,025.00
Homeownership Rehab	3566044	\$5,694,591.00	\$0.00	\$5,694,591.00
Community Youth Resident Services	3566048	\$183,987.00	\$50,000.00	\$233,987.00
Career Literacy Resident Services	3566051	\$308,544.00	\$0.00	\$308,544.00
Project Based College Housing Assistance	3566053	\$45,000.00	\$0.00	\$45,000.00
Resident Adult Services	3566056	\$179,362.00	\$0.00	\$179,362.00
Transitional Housing	3566060	\$1,048,452.00	\$0.00	\$1,048,452.00
Financial Assistance Resident Services	3566063	\$374,447.00	\$0.00	\$374,447.00
Families First Resident Services	3566066	\$185,606.00	\$0.00	\$185,606.00
Individual Development Accounts/ iSave	3566069	\$1,478,581.00	\$0.00	\$1,478,581.00
Housing Management of Cherokee Programs	3566075	\$3,954,727.00	\$0.00	\$3,954,727.00
Rental Assistance	3566076	\$4,800,000.00	\$0.00	\$4,800,000.00
ICDBG Matching Funds 2018	3566099	\$266,667.00	\$800,000.00	\$1,066,667.00
ICDBG Matching Funds 2017	3566099	\$96,000.00	\$245,000.00	\$341,000.00
ICDBG Matching Funds 2019	3566099	\$300,000.00	\$900,000.00	\$1,200,000.00
Planning and Administration		\$1,374,690.00	\$0.00	\$1,374,690.00
Loan Repayment (describe in 3 & 4 below)		\$0.00	\$0.00	\$0.00
Total		\$33,615,585.00	\$7,763,647.00	\$41,379,232.00
APR				

	The Title VI loan activity is not included this year because the loan was paid off in February of 2019.									
APR	The answer to this question is only requested for an APR.									
Other Submission Items										
Useful Life/Affordability Period(s)	The Useful life of each assisted housing unit will be determined by the amount of IHBG funds invested as follows: Assistance Amount Useful Life Emergencies up to \$5000 6 months Minor Repairs 5,000 to 10,000 2 years Minor Repairs 10,001 to 20,000 3 years Rehab 20,001 or higher 5 years New Construction 20 years									
Model Housing and Over-Income Activities	We have budgeted \$300,000 of IHBG as matching funds for the Cherokee Nation's 2019 ICDBG activity. The tribe is applying for ICDBG funding in the amount of \$900,000 to construct a new Head Start facility at our low rent project in Pryor, OK.									
Tribal and Other Indian Preference Does the tribe have a preference policy?	YES Cherokee Nation citizens receive preference in all housing programs, contracting, and employment.									
Anticipated Planning and Administration Expenses Do you intend to exceed your allowable spending cap for Planning and Administration?	NO									
Actual Planning and Administration Expenses Did you exceed your allowable spending cap for Planning and Administration?	The answer to this question is only requested for an APR.									
Does the tribe have an expanded formula area?:	NO									
Total Expenditures on Affordable Housing Activities:	<table border="1"> <thead> <tr> <th></th> <th>All AIAN Households</th> <th>AIAN Households with Incomes 80% or Less of Median Income</th> </tr> </thead> <tbody> <tr> <td>IHBG Funds</td> <td>\$0.00</td> <td>\$0.00</td> </tr> <tr> <td>Funds from Other Sources</td> <td>\$0.00</td> <td>\$0.00</td> </tr> </tbody> </table>		All AIAN Households	AIAN Households with Incomes 80% or Less of Median Income	IHBG Funds	\$0.00	\$0.00	Funds from Other Sources	\$0.00	\$0.00
	All AIAN Households	AIAN Households with Incomes 80% or Less of Median Income								
IHBG Funds	\$0.00	\$0.00								
Funds from Other Sources	\$0.00	\$0.00								
For each separate formula area, list the expended amount	The answer to this question is only requested for an APR.									
Indian Housing Plan Certification Of Compliance										
In accordance with applicable statutes, the recipient certifies that it will comply with Title II of the Civil Rights Act of 1968, Section 504 of the Rehabilitation Act of 1973, the Age Discrimination Act of 1975, and other federal statutes, to the extent that they apply to tribes and TDHEs, see 24 CFR 1000.12.	YES									
In accordance with 24 CFR 1000.328, the recipient receiving less than \$200,000 under FCAS certifies that there are households within its jurisdiction at or below 80 percent of median income.	Not Applicable									
The recipient will maintain adequate insurance coverage for housing units that are owned and operated or assisted with grant amounts provided under NAHASDA, in compliance with such requirements as may be established by HUD:	YES									

Policies are in effect and are available for review by HUD and the public governing the eligibility, admission, and occupancy of families for housing assisted with grant amounts provided under NAHASDA:	YES
Policies are in effect and are available for review by HUD and the public governing rents charged, including the methods by which such rents or homebuyer payments are determined, for housing assisted with grant amounts provided under NAHASDA:	YES
Policies are in effect and are available for review by HUD and the public governing the management and maintenance of housing assisted with grant amounts provided under NAHASDA:	YES
Tribal Wage Rate Certification	
1. You will use tribally determined wage rates when required for IHBG-assisted construction or maintenance activities. The Tribe has appropriate laws and regulations in place in order for it to determine and distribute prevailing wages.	
2. You will use Davis-Bacon or HUD determined wage rates when required for IHBG-assisted construction or maintenance activities.	YES
3. You will use Davis-Bacon and/or HUD determined wage rates when required for IHBG-assisted construction except for the activities described below.	
4. List the activities using tribally determined wage rates:	

Cherokee Nation Act/Resolution Proposal Form

Act Resolution

<u>ADMINISTRATIVE CLEARANCE</u>	
Dept/Program:	
Signature/Initial	Date
Executive Director:	
	
Signature/Initial	Date
Treasurer: (Required: Grants/Contracts/Budgets)	
Signature/Initial	Date
Government Relations:	
Signature/Initial	Date
Administration Approval:	
 12/30/19	
Signature/Initial	Date
<u>LEGISLATIVE CLEARANCE:</u>	
Legal & Legislative Coordinator:	
 12/20/19	
Signature/Initial	Date
Standing Committee & Date:	
 1/13/20	
Chairperson:	
	
Signature/Initial	Date
Returned to Presenter:	
Date	

TITLE: A RESOLUTION adopting revisions to the 2020 Indian Housing Plan

DEPARTMENT CONTACT: Gary J. Cooper

RESOLUTION PRESENTER: Gary J. Cooper / Erna Reeves

COUNCIL SPONSOR: Janees Taylor, Rex Jordan, Harley Buzzard, E.O. Smith, Daryl Legg, Mike Shambaugh, Keith Austin, Dora Patzkowski, Joe Deere

NARRATIVE:

This Resolution will amend the current FY 2020 Indian Housing Plan to increase IHBG (Indian Housing Block Grant Funds) expended by \$300,000 for a new model activity. The activity is for the \$300,000 ICDBG (Indian Community Development Block Grant) matching funds for the 2019 ICDBG grant application. The ICDBG grant would be for \$900,000, for a combined activity of \$1,200,000. The model activity is identified as 3566099 in the IHP.

DEC 30 '19 PM 2:06