

Group: Marshal Service Month/Year of Report: February 2016
 Group Leader: Shannon Buhl Phone: 207-3800 Email: shannon-buhl@cherokee.org

I. Budget Highlights – please refer to Monthly Financial Report

II. Program Highlights for January:

<u>District 1 412 North</u> Information Report (4) Warrants (2) Other Agency Assists (26) Warnings (1) Citations (5) Alcohol/Drug Arrests (3) A&B/DV (1)Trespassing (1)	<u>District 2 412 South</u> Information Report (14) Warrants (4) Other agency assists (100) Warnings (12) Citations (4) Alcohol/Drug Arrests (2) A&B/DV (5) Burglary/Theft/Larceny (2)Sexual Abuse (1) Runaway (1)
--	--

III. Special Operations

Dive (1)
 SWAT (1)

IV. Accomplishments

Human Trafficking training with AUSA hosted by Onefire and ICW All Marshals in attendance
 Tyler Trammel-FLETC IPA Graduation
 Daniel Mead-Sniper Instructor

V. Security

Security Violations (7)
 Vehicle Assists (21)
 Incident Reports (2)

VI. Federal Facilities

Claremore (3) EDO
 Hastings (3) EDO
 Three Rivers (0)
 Redbird Smith (0)

VII. Community

Shawwna Roach

North Pole Computer Giveaway

Chelsea High School

South Coffeyville High School

Okay High School

Sequoyah High School

Ramona High School

Alice Training

Jay Food Distribution Center

Special Olympics Award Ceremony

CNMS received the Dream Award for donations collected on behalf of Special Olympic Athletes (over \$1000.00 collected)

Franky Dreadfulwater

10 week REAL program for 7th and 8th graders-Wickliffe School

Dahlongeah Anti-Bullying Meeting-Adair County

Sequoyah – Boy's Dorm Meeting

Kenwood meeting with Elders

Storm radios handed out at Locust Grove Community Event

Bell School basketball game security

Adair County Housing Staff Safety Awareness

Kevin Jackson Training for Remember the Removal Bike Ride

VIII. NAHASDA PATROLS:

District 1 0159

District 2 0532

Total 691



CHEROKEE NATION TRIBAL COUNCIL RULES COMMITTEE REPORT

Group: Tax Commission

Month/Year of Report: February, 2016

Group Leader: Sharon Swepston

Phone:

E-mail: Sharon-sweepston@cherokee.org

I. Budget Highlights

a.) Please refer to the monthly financial report from Finance.

II. Program Highlights

a.) Motor Vehicle

1. Year to Date Motor Vehicle revenue for FY16 compared to FY15 as of December 31st 2015 & December 31st 2014, had an overall increase of 14.27%.
2. The month to month revenue comparison for December 2014 (FY15) compared to December 2015 (FY16) shows an increase of 3.82%.
3. The detail for all areas of revenue for motor vehicle is shown on the attached graphs.
4. FY16 new tags and renewal's issued in the Extended Jurisdictional Boundary for October 1,356, November 1,637,December 1,893.

b.) Revenue and Taxation Division

1. Year to Date Revenue and Taxation (Tobacco) for FY16 compared to FY15 as of December 31st 2015 & December 31st 2014, had an overall decrease of 1.76%.
2. A month to month revenue comparison for December 2014 (FY15) compared to December 2015 (FY16) shows an increase of 0.29%.
3. The detail for all areas of tax is shown on the attached graphs.

c.) Future Plans/New Initiatives

1. The next Tax Commission meeting is scheduled for March 9, 2016 at 4:30 pm in the CNTC Conference room.
2. The Veterans Sales Tax Exemption Cards have been mailed out to all qualified applicants. As of February 1, 2016 we have mailed out 182 Veteran Sales Tax Exemption Cards. CNE has implemented their upgraded system to process the new sales tax exemptions for Cherokee veterans.
3. We have received our report for December 2015 purchases and payment from the State of Oklahoma and rebates are scheduled to be distributed to the retailers by or before February 15, 2016.

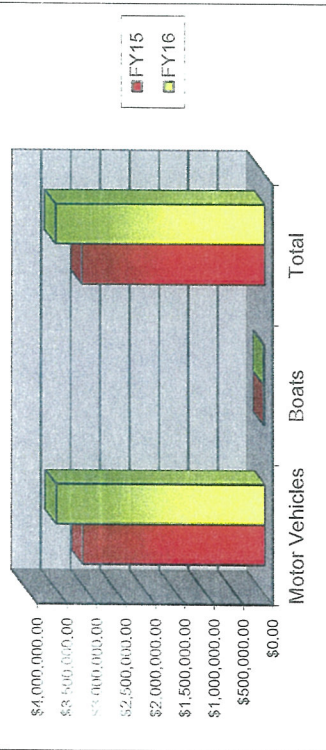


CHEROKEE NATION TAX COMMISSION

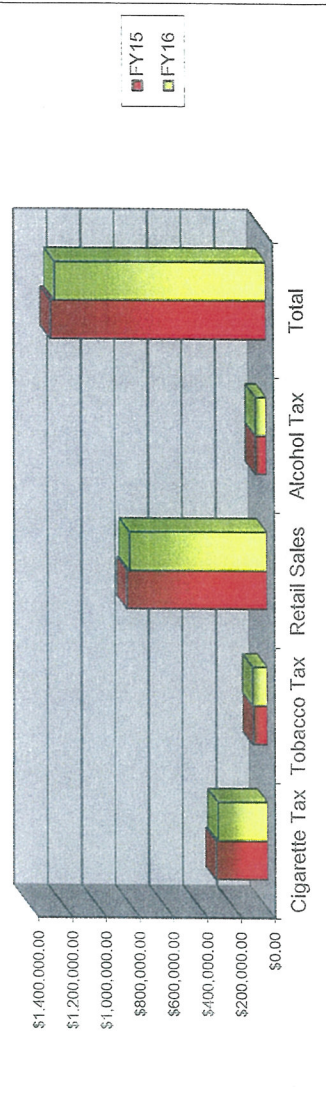
DECEMBER, 2015

	Cigarette Tax	Tobacco Tax	Retail Sales	Alcohol Tax	Total
FY15	\$306,914.96	\$83,719.20	\$830,322.86	\$63,268.12	\$1,284,225.14
FY16	\$291,224.32	\$85,348.84	\$837,659.86	\$63,304.53	\$1,261,617.55
% of Change	-3.81%	2.01%	-1.52%	0.06%	-1.76%

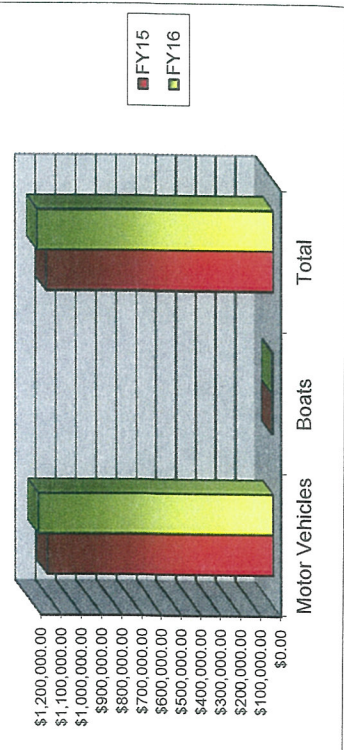
MV Gross Revenue Comparison - Year to Date



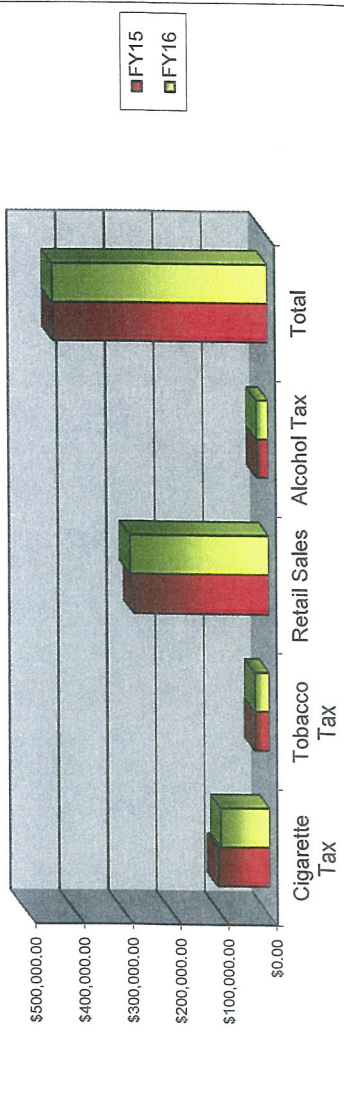
R & T Gross Revenue Comparison Year to Date



MV Gross Revenue Comparison - Month to Month



R & T Gross Revenue Comparison Month to Month





CHEROKEE NATION ELECTION COMMISSION
P.O. BOX 1188
TAHLEQUAH, OKLAHOMA 74465-0948
PHONE: 918-458-5899
FAX: 918-458-6101

**Rules Report
January 2016**

I. Budget Highlights

a.) N/A

II. Program Highlights

a.) N/A

III. Accomplishments

- a.) Attended community meetings in Fort Smith, Roland, Locust Grove, Siloam Springs, Bentonville and Chelsea to register and educate voters.
- b.) CNEC is continuing to enhance our street guide database to accommodate district and precinct assignments.
- c.) CNEC has stayed current with monthly Tribal Registration deceased and relinquished citizen listings.
- d.) Continues to process Voter Registration Applications accordingly. See statistical report attached.

IV. Future Plans and Initiatives

- a.) The office staff and Commissioners will be attending community outreach events throughout the 15 districts.
- b.) The office staff will be scheduling events to educate and register voters throughout the 15 districts.

Date Range: 01/01/2016 - 01/31/2016

Applications Received

Voter Registration Applications	413
Absentee Applications	0
Total	413

Registration Applications Rejected

Insufficient Address	3
Legacy	0
No Roll Number	2
Not Signed	4
Under Age	2
Total	11

Deleted Registrations

Duplicate	1
Freedmen	0
Inactive	0
Voter Deceased	29
Voter Relinquished	5
Total	35

Registration Status Changes

Deleted Restored	2
Total	2

Reporter: Karen Ketcher Phone: 918-772-4130 Email: karen-ketcher@cherokee.org

I. Budget Highlights – please refer to Monthly Financial Report

Description of Budget exceptions: No budget exceptions to report. All three of the Self Governance Analyst positions are vacant.

II. Program Highlights

1. Arkansas Riverbed Authority Budget Update:

The Arkansas Riverbed Authority Budget updates were finalized for FY 2015 4th quarter and the 2016 1st quarter. On January 7, 2016, Self-Governance Interim Director met with the Arkansas Riverbed Authority at their quarterly meeting held during the Inter-Tribal Council of the Five Civilized Tribes meeting and presented these financial reports.

2. First Quarter FY2016 GPRA/TDE Submission:

Self-Governance in coordination with Human Services, HIP Coordinator, and Finance collected and submitted GPRA data for input in the Tribal Data Exchange (TDE). The TDE is a pilot program funded through the Tribal Interior Budget Committee. The TDE collects information relative to a variety of regulatory reports. As a part of the pilot, the Nation submits information on two GPRA measures. (Social Services Individual Self Sufficiency Plans and HIP progress reports)

3. 2018 BIA Budget Formulation

Self-Governance Interim Director assisted the Director of Finance and Controller in the preparation and submission of the Nation's FY 2018 Budget Formulation package to the BIA Regional Office. The annual budget meeting with Tribal Leaders within the Eastern Oklahoma Region will be held Thursday, February 4, 2016. The Region will compile all the information provided by the Tribes and present a consolidated report on the unfunded obligations within the Region at the March Tribal Interior Budget Committee meeting.

4 Indian Health Service Contract Support Cost Workgroup Meeting:

On January 29, 2016, Self-Governance Interim Director attended and participated in the IHS Contract Support Cost (CSC) Workgroup meeting. The purpose of the meeting was to continue the process of updating IHS policies. The two main topics of discussion involved determination of duplicative funding and alternative methods for calculating Indirect Cost funding associated with Tribal shares.


5. Ramah Contract Support Cost Settlement update:

On January 20, 2016 a federal judge held a fairness hearing for the \$940 million Ramah Navajo Contract Support Costs settlement. The judge approved the settlement which clears the way for Tribes and tribal organizations to receive their shares for self-determination underpayments from the BIA. The Tribes will share in \$854.6 million, the amount remaining after \$79.9 million in attorney fees and \$5.5 million in other costs are deducted.

III. Negotiations:

• **DOI, OST Negotiations:**

The Self-Governance Interim Director met with OST Administrator to reengage in discussions with the DOI Office of Special Trustee to renegotiate our Real Estate Appraisal Services and Beneficiary Processes Program Memorandums of Understanding.



ᐃᐅᐅᐅ ᐃᐅᐅᐅ ᐃᐅᐅᐅ ᐃᐅᐅᐅ
Cherokee Nation Gaming Commission

Director's Report

8 January 2016

2015 COMPACT FEE PAYMENTS

	State	Fair Meadows	OHRC	Sub-Total	YTD
Jan	\$ 927,973.36	\$ 58,921.38	\$ 226,636.61	\$ 1,213,531.35	\$ 1,213,531.35
Feb	\$ 1,225,538.09	\$ 58,804.70	\$ 218,864.67	\$ 1,503,207.46	\$ 2,716,738.81
Mar	\$ 1,381,542.76	\$ 59,171.40	\$ 243,785.16	\$ 1,684,499.32	\$ 4,401,238.13
Apr	\$ 1,229,311.53	\$ 59,171.40	\$ 209,669.11	\$ 1,498,152.04	\$ 5,899,390.17
May	\$ 1,241,962.46	\$ 58,854.71	\$ 240,854.83	\$ 1,541,672.00	\$ 7,441,062.17
June*	\$ 1,263,201.35	\$ 59,038.06	\$ 217,053.42	\$ 1,539,292.83	\$ 8,980,355.00
July	\$ 1,299,263.06	\$ 59,204.74	\$ 218,885.93	\$ 1,577,353.73	\$ 10,557,708.73
Aug	\$ 1,279,836.82	\$ 59,688.11	\$ 220,588.63	\$ 1,560,113.56	\$ 12,117,822.29
Sept	\$ 1,252,763.13	\$ 52,854.23	\$ 184,673.65	\$ 1,490,291.01	\$ 13,608,113.30
Oct	\$ 1,282,234.69	\$ 59,421.42	\$ 219,214.51	\$ 1,560,870.62	\$ 15,168,983.92
Nov	\$ 1,215,389.75	\$ 66,171.95	\$ 232,561.41	\$ 1,514,123.11	\$ 16,683,107.03
Dec	\$ -	\$ -	\$ -	\$ -	\$ 16,683,107.03
YTD Adj.	\$ -	\$ -	\$ -	\$ -	\$ 16,683,107.03
	\$ 13,599,017.00	\$ 651,302.10	\$ 2,432,787.93	\$ 16,683,107.03	

* Includes the \$35,000 Annual Oversight Assessment to the State

NIGC Fee Payments	
March	\$ 75,766.02
June	\$ 64,942.30
September	\$ 70,354.16
December	\$ 77,078.48
TOTAL	\$ 288,140.96

Total Compact & NIGC Fee Payments	\$ 16,971,247.99
--	-------------------------

COMPACT FEE PAYMENT SUMMARY

	State	Fair Meadows	OHRC	Sub-Total	LTD
2005	\$ 2,948,594.00	\$ 500,040.00	\$ 1,478,858.36	\$ 4,927,492.36	\$ 4,927,492.36
2006	\$ 7,629,889.06	\$ 1,788,222.63	\$ 7,238,117.75	\$ 16,656,229.44	\$ 21,583,721.80
2007	\$ 11,472,065.73	\$ 962,047.93	\$ 4,573,604.66	\$ 17,007,718.32	\$ 38,591,440.12
2008	\$ 11,656,274.15	\$ 765,407.17	\$ 3,457,394.08	\$ 15,879,075.40	\$ 54,470,515.52
2009	\$ 12,258,076.70	\$ 749,466.52	\$ 2,393,709.96	\$ 15,401,253.18	\$ 69,871,768.70
2010	\$ 12,530,548.89	\$ 654,902.38	\$ 2,245,073.51	\$ 15,430,524.78	\$ 85,302,293.48
2011	\$ 12,842,971.99	\$ 624,666.63	\$ 2,263,371.18	\$ 15,731,009.80	\$ 101,033,303.28
2012	\$ 13,191,133.21	\$ 635,500.83	\$ 2,429,283.07	\$ 16,255,917.11	\$ 117,289,220.39
2013	\$ 13,775,089.66	\$ 671,503.73	\$ 2,454,446.83	\$ 16,901,040.22	\$ 134,190,260.61
2014	\$ 13,491,207.55	\$ 694,488.92	\$ 2,468,666.10	\$ 16,654,362.57	\$ 150,844,623.18
2015	\$ 13,599,017.00	\$ 651,302.10	\$ 2,432,787.93	\$ 16,683,107.03	\$ 167,527,730.21
	\$ 111,795,850.94	\$ 8,046,246.74	\$ 31,002,525.50	\$ 167,527,730.21	

LICENSING SUMMARY

Location	Key Employee	PMO	Total
Roland	242	119	361
Ramona	80	41	121
Catoosa	960	375	1,335
Catoosa - SS	6	1	7
WSS	405	168	573
Tahlequah	131	74	205
Sallisaw	66	38	104
Ft. Gibson	92	35	127
WRD	80	32	112
Corporate	90	124	214
SCC	65	30	95
CNGC	-	57	57
Toby Keith	-	-	-
CN Day Worker	-	-	-
TOTALS	2,217	1,094	3,311

VENDOR LICENSES

Entity	Class A	Class C	Exempt	Total
Companies	115	2	34	151
Individuals	877	11	-	888

GAMING MACHINES

Vendor	Catoosa	Cat SS	Ft. Gibson	Roland	Sallisaw	WSS	Ramona	Tahl.	SCV	WRD	Totals
CLASS II											
AGS	-	-	-	-	-	-	-	22	-	-	22
Bally	-	-	-	22	-	-	-	-	8	-	30
Bluberi	-	-	-	-	-	-	-	-	-	-	-
Cadillac Jack	14	-	-	8	-	-	8	-	-	-	-
Eclipse	-	-	-	-	-	-	-	21	-	-	21
GTAG/WMS	27	-	-	12	-	49	-	10	-	-	98
Multimedia	-	-	-	16	-	-	-	-	-	-	-
VGT	895	52	224	304	104	572	217	151	113	-	2,632
Sub-Total	936	52	224	362	104	621	225	204	121	-	2,849
COMPACT											
AGS	47	-	4	23	4	1	14	1	18	-	112
Ainsworth	31	-	6	22	6	27	8	14	-	6	120
Aristocrat	100	10	12	32	6	79	8	4	12	8	271
Aruze	52	-	12	24	-	33	20	10	6	-	157
Bally	253	6	60	76	26	160	59	29	33	29	731
IGT	504	5	69	122	52	332	40	83	36	50	1,293
Konami	77	-	24	42	12	89	40	23	22	17	346
Multimedia	77	-	26	40	14	51	32	16	14	10	280
Nova	12	-	6	16	6	6	8	8	8	-	70
Speilo	25	-	5	16	8	12	6	-	6	-	78
VGT	-	-	-	-	-	-	-	-	-	112	112
WMS	235	9	46	75	27	132	26	19	24	18	611
Sub-Total	1,413	30	270	488	161	922	261	207	179	250	4,181
Grand Total	2,349	82	494	850	265	1,543	486	411	300	250	7,030
Class II	936	52	224	362	104	621	225	204	121	-	2,849
% of floor	39.85%	63.41%	45.34%	42.59%	39.25%	40.25%	46.30%	49.64%	40.33%	0.00%	40.53%
Compact	1,413	30	270	488	161	922	261	207	179	250	4,181
% of floor	60.15%	36.59%	54.66%	57.41%	60.75%	59.75%	53.70%	50.36%	59.67%	100.00%	59.47%
TOTAL	2,349	82	494	850	265	1,543	486	411	300	250	7,030

CARD / TABLE GAMES

Card & Table Games				
Game	Catoosa	Roland	WSS	Total
Poker	13	6	8	27
3-Card Poker	2	-	-	2
Prog. 3-Card Poker	-	1	1	2
Ult. Texas Hold'em	1	1	-	2
Ult. Heads Up Hold'em	-	1	-	1
Progressive UTH	4	-	3	7
Blackjack	16	2	7	25
FreeBet Blackjack	4	1	1	6
21 + 3	2	1	2	5
Bonus Roulette	3	1	2	6
Casino War	1	-	-	1
House Money	-	-	-	-
Bonus Craps	1	-	-	1
TOTAL	47	14	24	85

HUMAN RESOURCES

January 2016

NASON MORTON, EXECUTIVE DIRECTOR
Extension 5682

Human Resources is currently working on the revision of portions of Cherokee Nation Human Resources Policies and Procedures (CNHRPP), Chapter III. As of January 28, 2016, the total number of Employees is 3673. Of those employees, 3023 are Cherokee and 295 are members of another Federally recognized tribe.

EMPLOYMENT/COMPENSATION

Processed	Monthly	YTD
Number of Employees Hired	58	58
% of Cherokees Hired	66	66
% of Indians Hired	17	17
# of Applications Received	123	123
# of Interview Panels Sent	75	75
# of Terminations	39	39
# of Voluntary Terminations	31	31
# of Involuntary Terminations	8	8

BENEFITS

Processed	Monthly	YTD
Educational Reimbursement Requests	6	6
401(k) Distributions	42	42
401(k) Loans	13	13
401(k) Hardship	5	5
FMLA	30	30
COBRA	54	54
Short Term Disability	8	8

EMPLOYEE DEVELOPMENT

Orientations/Trainings Presented	Monthly	YTD
Trainings Presented	23	23