

**Group: Marshal Service Month/Year of Report: October 2017  
Executive Director: Shannon Buhl Phone: 918-207-3800  
Email: shannon-buhl@cherokee.org**

**1. Budget Highlights-Please Refer to Monthly Financial Report**

**2. Program Highlights for September:**

<b><u>District 1 412 North</u></b>	<b><u>District 2 412 South</u></b>
Information Report (7)	Information Report (15)
Warrants (3)	Warrants (2)
Other Agency Assists (25)	Other Agency Assists (84)
Warnings (19)	Warnings (16)
Citations (1)	Citations (5)
Alcohol/Drug Arrests (0)	Alcohol/Drug Arrests (3)
A&B/DV (0)	A&B/DV (1)
Burglary/Theft/Larceny (1)	Burglary/Theft/Larceny (1)
	Child Abuse (1)
	Runaway (1)
	Stolen Property (1)

**3. Special Operations:**

Dive (1)  
SWAT (0)  
Casino Requests (23)  
Task Force (56)

**4. Accomplishments:**

Hurricane Harvey 10 Officers  
Hurricane Irma 4 Officers  
Cherokee Community Event-Preston Oosahwee, Kevin Jackson  
Warrior Flight-Kasper Holmes, Daniel Mead

**5. Security:**

Security Violations (20)  
Vehicle Assists (38)  
Incident Reports (5)

**6. Facilities:**

Claremore (0)  
Hastings (5) EDO  
Redbird Smith (0)  
Three Rivers (0)  
Cooweescoowee Ocheleta (1) EDO

**7. Community:**

Shawna Roach  
Active Shooter Training-CN Child Support  
Meet and Greet-Usdi class room

Franky Dreadfulwater  
DARE/REAL-Cave Springs School, Adair County Middle School,  
Marble City School, Sequoyah County Middle School

John Timothy  
Sequoyah School Sporting Events  
2 10-26 vehicles, 3 reports

**8. Patrols:**

District 1	139
District 2	<u>273</u>
Total	412



# **Cherokee Nation Election Commission**

P.O. Box 1188, Tahlequah, OK 74465-1188

Email: [election-commission@cherokee.org](mailto:election-commission@cherokee.org)

Website: [www.cherokee.org/elections](http://www.cherokee.org/elections)

Phone: 918-458-5899

Toll Free: 1-800-353-2859

Fax: 918-458-6101

## **Rules Report September 2017**

### **I. Budget Highlights**

- a.) FY17 Closed out.
- b.) FY 18 budget is being implemented for use in the 2018 fiscal year.

### **II. Program Highlights**

- a.) Statistical reports Attached

### **III. Accomplishments**

- a.) CNEC has stayed current with monthly Tribal Registration deceased and relinquished citizen listings.
- b.) The CNEC office has attended community meetings and also both sessions of the Elders Summit. Working with the Cherokee People is very rewarding.

### **IV. Future Plans and Initiatives**

- a.) The CNEC office will be working and preparing for the 2019 election cycle.
  - b.) Continue to update and correct the voter's addresses in the database of the Election Commission.
-

Date Range: 09/01/2017 - 09/30/2017

**Applications Received**

Voter Registration Applications	151
Absentee Applications	0
<b>Total</b>	<b>151</b>

**Registration Applications Rejected**

Insufficient Address	1
Legacy	0
No Roll Number	3
Not Signed	0
Under Age	0
<b>Total</b>	<b>4</b>

**Deleted Registrations**

Duplicate	0
Freedmen	0
Inactive	0
Voter Deceased	30
Voter Relinquished	0
<b>Total</b>	<b>30</b>

**Registration Status Changes**

Deleted Restored	2
<b>Total</b>	<b>2</b>

**Chronicle- Voter Registration by District and Precinct**

10/3/2017 10:34 AM

<b>District</b>	<b>Precinct</b>	<b>Voters</b>
District No. 1	Hulbert	1,140
	Okay	291
	Tahlequah (1)	1,486
<b>Total for District</b>		<b>2,917</b>
District No. 2	Briggs	200
	Lowrey	217
	Tahlequah (2)	2,360
<b>Total for District</b>		<b>2,777</b>
District No. 3	Keys	760
	Tahlequah (3)	1,701
<b>Total for District</b>		<b>2,461</b>
District No. 4	Ft. Gibson	1,101
	Muskogee	493
	Warner	722
<b>Total for District</b>		<b>2,316</b>
District No. 5	Gore	294
	Sallisaw (5)	558
	Vian	1,132
<b>Total for District</b>		<b>1,984</b>
District No. 6	Belfonte	116
	Marble City	175
	Muldrow	1,528
	Sallisaw (6)	1,386
<b>Total for District</b>		<b>3,205</b>
District No. 7	Cave Springs	279
	Chewey	89
	Stilwell (7)	2,574
	Westville (7)	774
<b>Total for District</b>		<b>3,716</b>
District No. 8	Bell	213
	Stilwell (8)	959
	Westville (8)	377
<b>Total for District</b>		<b>1,549</b>
District No. 9	Jay (9)	689
	Kansas	1,268

## Chronicle- Voter Registration by District and Precinct

10/3/2017 10:34 AM

<u>District</u>	<u>Precinct</u>	<u>Voters</u>
District No. 9	Kenwood	129
	Salina (9)	533
<b>Total for District</b>		<b>2,619</b>
District No. 10	Afton	579
	Grove	702
	Jay (10)	745
	Pryor (10)	524
	Salina (10)	199
	Spavinaw	143
<b>Total for District</b>		<b>2,892</b>
District No. 11	S. Coffeyville	410
	Vinita	1,681
	Welch	127
<b>Total for District</b>		<b>2,218</b>
District No. 12	Bartlesville	1,542
	Nowata	680
	Skiatook	110
<b>Total for District</b>		<b>2,332</b>
District No. 13	Catoosa	334
	Collinsville	962
	Tulsa	1,806
<b>Total for District</b>		<b>3,102</b>
District No. 14	Chelsea	525
	Claremore (14)	2,356
	Oologah	377
<b>Total for District</b>		<b>3,258</b>
District No. 15	Claremore (15)	792
	Locust Grove	863
	Pryor (15)	824
	Salina (15)	49
<b>Total for District</b>		<b>2,528</b>
At Large	At Large	28,742
<b>Total for District</b>		<b>28,742</b>
<b>Grand Total</b>		<b>68,616</b>



# CHEROKEE NATION TRIBAL COUNCIL RULES COMMITTEE REPORT

**Group:** Tax Commission

**Month/Year of Report:** October, 2017

**Group Leader:** Sharon Swepston

**Phone:**

**E-mail:** Sharon-sweepston@cherokee.org

## I. Budget Highlights

- a.) Please refer to the monthly financial report from Finance.

## II. Program Highlights

### a.) Motor Vehicle

1. Year to Date Motor Vehicle revenue for FY17 compared to FY16 as of August 31st 2017 & August 31st 2016, had an overall increase of 7.18%.
2. The month to month revenue comparison for August 2016 (FY16) compared to August 2017 (FY17) shows an increase of 8.65%.
3. The detail for all areas of revenue for motor vehicle is shown on the attached graphs.
4. FY17 new tags issued in the Extended Jurisdictional Boundary for October 539, November 539, December 1,187, January 1,285, February 1,409, March 1,775, April 562, May 1,472, June 1,505, July 1,463, August 1,632.

### b.) Revenue and Taxation Division

1. Year to Date Revenue and Taxation (Tobacco) for FY17 compared to FY16 as of August 31st 2017 & August 31st 2016, had an overall increase of 7.48%.
2. A month to month revenue comparison for August 2016 (FY16) compared to August 2017 (FY17) shows an increase of 13.29%.
3. The detail for all areas of tax is shown on the attached graphs.

### c.) Future Plans/New Initiatives

1. The next Tax Commission meeting is scheduled for December 13, 2017 at 4:30 pm in the CNTC Conference room.
2. The Veterans Sales Tax Exemption Cards have been mailed out to all qualified applicants. As of October 9, 2017 we have mailed out 300 Veteran Sales Tax Exemption Cards. CNE has implemented their upgraded system to process the new sales tax exemptions for Cherokee veterans.
3. We have received our report for August 2017 purchases and payment from the State of Oklahoma and rebates are scheduled to be distributed to the retailers by or before October 15, 2017.




CHEROKEE NATION TAX COMMISSION

AUGUST, 2017

	Motor Vehicles	Boats	Total
FY16	\$14,187,357.48	\$259,067.86	\$14,446,425.34
FY17	\$15,185,667.38	\$298,131.18	\$15,483,798.56
% of Change	7.04%	15.08%	7.18%


	Retail Sales	Tobacco Tax	Cigarette Tax	Alcohol Tax	Total
FY16	\$3,182,719.71	\$315,166.09	\$1,076,650.72	\$230,841.91	\$4,805,378.43
FY17	\$3,512,230.65	\$344,265.43	\$1,066,652.68	\$241,648.50	\$5,164,797.26
% of Change	10.35%	9.23%	-0.93%	4.68%	7.48%

MV Gross Revenue Comparison - Year to Date

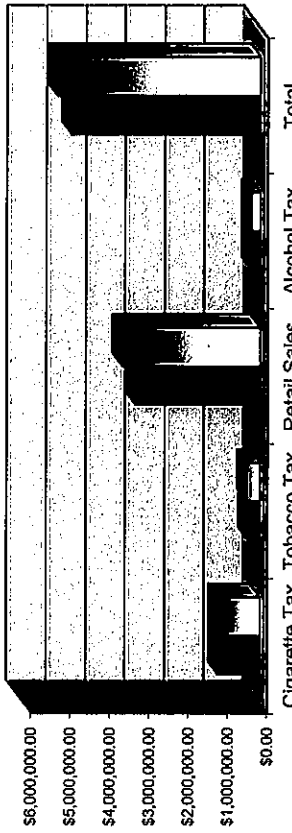


	Motor Vehicles	Boats	Total
FY16	\$1,549,345.15	\$27,187.10	\$1,576,532.25
FY17	\$1,671,148.14	\$41,706.10	\$1,712,854.24
% of Change	7.86%	53.40%	8.65%

MV Gross Revenue Comparison - Month to Month

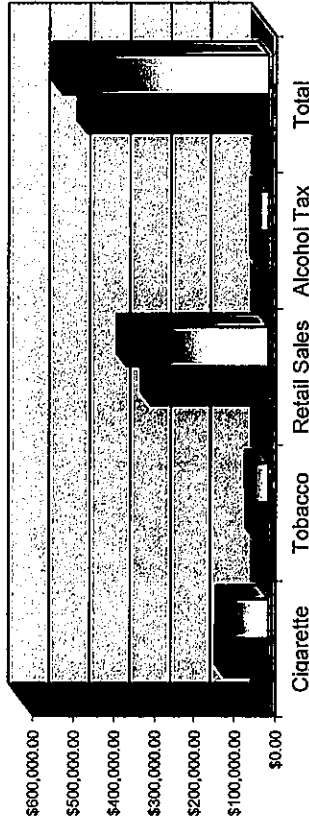


R & T Gross Revenue Comparison Year to Date



	Retail Sales	Tobacco Tax	Cigarette Tax	Alcohol Tax	Total
FY16	\$293,477.22	\$30,772.06	\$105,898.72	\$20,147.14	\$450,295.14
FY17	\$352,965.60	\$32,549.92	\$103,117.14	\$21,507.60	\$510,140.26
% of Change	20.27%	5.78%	-2.63%	6.75%	13.29%

R & T Gross Revenue Comparison Month to Month





Group: Self Governance      Month/Year of Report: August/September 2017  
10/09/2017

Reporter: Karen Ketcher Phone: 918-772-4130      Email: karen-ketcher@cherokee.org

I. **Budget Highlights – please refer to Monthly Financial Report**  
Description of Budget exceptions: No budget exceptions to report.

II. **Program Highlights**

1. **2018 DOI Self-Governance compact:**

The Nation received the fully executed Amendment #7 (dated September 29, 2017) to the Fiscal Year 2014-2018 Multi-Year Funding Agreement between the Nation and DOI and by attaching the FY 2018 Reprogramming Request and fully incorporating it into the MFA.

2. **2018 HHS Self-Governance compact:**

IHS forwarded the FY 2018 Funding Tables to the Nation on September 25, 2017. These tables are currently under review for accuracy and to ensure that Headquarters IT shares have been included in the tables.

3. **FY 2014 Close-out:**

The Nation received fully executed Amendment Number 26 to the Multi-Year Funding Agreement between the Nation and the United States of America Department of Health and Human Services. The document amends the MFA to add the CSC language and funds the remaining balance of indirect CSC for FY 2014 thereby closing out FY 2014.

4. **Update on IHS staffing:**

By letter dated September 1, RADM Kevin Meeks, Area Director for the Oklahoma City Area Indian Health Service advised that he has accepted the position of Deputy Director of Field Operations for IHS and will be transitioning into his new position over the next few weeks. His primary role will be to provide supervision and oversight of the twelve Area Directors throughout IHS. He advised that he will be working with the Tribes in the very near future to fill the OKC Area Director position on a permanent basis.



GWYĀ DꞑP LĀLG&odv DĥDOLĥ  
Cherokee Nation Gaming Commission

Director's Report

20 October 2017

**2017 COMPACT FEE PAYMENTS**

	State	Fair Meadows	OHRC	Sub-Total	YTD
Jan	\$ 994,249.20	\$ 56,521.19	\$ 206,179.79	\$ 1,256,950.18	\$ 1,256,950.18
Feb	\$ 1,377,829.72	\$ 56,471.18	\$ 216,547.14	\$ 1,650,848.04	\$ 2,907,798.22
Mar	\$ 1,566,675.07	\$ 56,221.16	\$ 235,661.31	\$ 1,858,557.54	\$ 4,766,355.76
Apr	\$ 1,358,857.25	\$ 56,187.83	\$ 217,486.90	\$ 1,632,531.98	\$ 6,398,887.74
May	\$ 1,373,201.62	\$ 56,221.16	\$ 217,013.77	\$ 1,646,436.55	\$ 8,045,324.29
June *	\$ 1,368,338.89	\$ 55,871.14	\$ 218,556.18	\$ 1,642,766.21	\$ 9,688,090.50
July	\$ 1,415,736.60	\$ 56,037.82	\$ 222,629.88	\$ 1,694,404.30	\$ 11,382,494.80
Aug	\$ 1,331,880.99	\$ 56,404.51	\$ 213,067.56	\$ 1,601,353.06	\$ 12,983,847.86
Sept				\$ -	\$ 12,983,847.86
Oct				\$ -	\$ 12,983,847.86
Nov				\$ -	\$ 12,983,847.86
Dec				\$ -	\$ 12,983,847.86
YTD Adj.	\$ -	\$ -	\$ -	\$ -	\$ 12,983,847.86
	<b>\$ 10,786,769.34</b>	<b>\$ 449,935.99</b>	<b>\$ 1,747,142.53</b>	<b>\$ 12,983,847.86</b>	

\* Includes \$35,000 Annual Oversight Assessment Fee

NIGC Fee Payments	
March	\$ 75,225.80
June	\$ 75,225.80
September	\$ 75,225.80
December	\$ -
<b>TOTAL</b>	<b>\$ 225,677.40</b>

**Total Compact & NIGC Fee Payments      \$                      13,209,525.26**

**COMPACT FEE PAYMENT SUMMARY**

	State	Fair Meadows	OHRC	Sub-Total	LTD
2005	\$ 2,948,594.00	\$ 500,040.00	\$ 1,478,858.36	\$ 4,927,492.36	\$ 4,927,492.36
2006	\$ 7,629,889.06	\$ 1,788,222.63	\$ 7,238,117.75	\$ 16,656,229.44	\$ 21,583,721.80
2007	\$ 11,472,065.73	\$ 962,047.93	\$ 4,573,604.66	\$ 17,007,718.32	\$ 38,591,440.12
2008	\$ 11,656,274.15	\$ 765,407.17	\$ 3,457,394.08	\$ 15,879,075.40	\$ 54,470,515.52
2009	\$ 12,258,076.70	\$ 749,466.52	\$ 2,393,709.96	\$ 15,401,253.18	\$ 69,871,768.70
2010	\$ 12,530,548.89	\$ 654,902.38	\$ 2,245,073.51	\$ 15,430,524.78	\$ 85,302,293.48
2011	\$ 12,842,971.99	\$ 624,666.63	\$ 2,263,371.18	\$ 15,731,009.80	\$ 101,033,303.28
2012	\$ 13,191,133.21	\$ 635,500.83	\$ 2,429,283.07	\$ 16,255,917.11	\$ 117,289,220.39
2013	\$ 13,775,089.66	\$ 671,503.73	\$ 2,454,446.83	\$ 16,901,040.22	\$ 134,190,260.61
2014	\$ 13,491,207.55	\$ 694,488.92	\$ 2,468,666.10	\$ 16,654,362.57	\$ 150,844,623.18
2015	\$ 14,936,985.92	\$ 710,606.84	\$ 2,660,767.00	\$ 18,308,359.76	\$ 169,152,982.94
2016	\$ 15,320,619.36	\$ 696,172.36	\$ 2,664,645.01	\$ 18,681,436.73	\$ 187,834,419.67
2017	\$ 10,786,769.34	\$ 449,935.99	\$ 1,747,142.53	\$ 12,983,847.86	\$ 182,136,830.80
	<b>\$ 111,795,850.94</b>	<b>\$ 8,046,246.74</b>	<b>\$ 31,002,525.50</b>	<b>\$ 200,818,267.53</b>	

LICENSING SUMMARY

Location	Key Employee	PMO	Total
Roland	223	102	325
Ramona	75	40	115
Catoosa	988	395	1,383
Catoosa - SS	9	1	10
WSS	427	163	590
Tahlequah	113	67	180
Sallisaw	73	41	114
Ft. Gibson	75	35	110
Corporate	86	120	206
SCC	66	33	99
Grove	93	41	134
CNGC	-	63	63
<b>TOTALS</b>	<b>2,228</b>	<b>1,101</b>	<b>3,329</b>

VENDOR LICENSES

Entity	Class A	Class C	Exempt	Total
Companies	100	-	3	103
Individuals	816	-	-	816

## GAMING MACHINES

Vendor	Catoosa	Cat SS	Ft. Gibson	Roland	Sallisaw	WSS	Ramona	Tahl	SCV	Grove	Totals
<b>CLASS II</b>											
AGS	-	-	-	-	-	16	-	22	-	-	38
Bally	-	-	-	8	-	-	-	-	-	-	8
Cadillac Jack	20	-	6	8	-	-	-	8	-	-	42
Eclipse	-	-	-	-	-	-	-	27	-	-	27
GTAG/WMS	13	-	-	-	-	-	-	-	-	-	13
Multimedia	-	-	-	16	4	-	-	-	-	20	40
Nova	-	-	-	-	-	-	-	8	-	-	6
VGT	916	52	212	320	110	610	188	141	118	139	2,806
<b>Sub-Total</b>	<b>949</b>	<b>52</b>	<b>218</b>	<b>352</b>	<b>114</b>	<b>626</b>	<b>188</b>	<b>206</b>	<b>118</b>	<b>159</b>	<b>2,982</b>
<b>COMPACT</b>											
AGS	51	4	22	31	10	16	19	4	8	22	187
Ainsworth	54	-	6	19	12	51	-	14	8	16	180
Aristocrat	132	10	34	40	6	120	24	11	16	35	428
Aruze	46	-	4	24	-	30	8	10	14	12	148
Bally	249	6	60	94	24	205	53	46	30	55	822
Cadillac Jack	10	-	-	-	-	6	-	-	-	-	16
IGT	454	3	72	115	58	291	58	71	40	78	1,240
Incredible Technologies	23	-	10	8	-	15	6	9	6	-	77
Konami	80	-	24	36	12	78	27	23	16	8	304
Multimedia	61	-	14	35	6	65	24	14	14	4	237
Nova	6	-	-	8	-	-	8	-	8	-	30
Speilo	20	-	4	14	-	17	6	-	-	-	61
VGT	-	-	-	-	-	-	-	-	-	-	-
WMS	195	7	14	70	15	104	34	5	22	8	474
<b>Sub-Total</b>	<b>1,381</b>	<b>30</b>	<b>264</b>	<b>494</b>	<b>143</b>	<b>998</b>	<b>267</b>	<b>207</b>	<b>182</b>	<b>238</b>	<b>4,204</b>
<b>Grand Total</b>	<b>2,330</b>	<b>82</b>	<b>482</b>	<b>846</b>	<b>257</b>	<b>1,624</b>	<b>455</b>	<b>413</b>	<b>300</b>	<b>397</b>	<b>7,186</b>
<b>Class II</b>	<b>949</b>	<b>52</b>	<b>218</b>	<b>352</b>	<b>114</b>	<b>626</b>	<b>188</b>	<b>206</b>	<b>118</b>	<b>159</b>	<b>2,982</b>
% of floor	40.73%	63.41%	45.23%	41.61%	44.36%	38.55%	41.32%	49.88%	39.33%	40.05%	41.50%
<b>Compact</b>	<b>1,381</b>	<b>30</b>	<b>264</b>	<b>494</b>	<b>143</b>	<b>998</b>	<b>267</b>	<b>207</b>	<b>182</b>	<b>238</b>	<b>4,204</b>
% of floor	59.27%	36.59%	54.77%	58.39%	55.64%	61.45%	58.68%	50.12%	60.67%	59.95%	58.50%
<b>TOTAL</b>	<b>2,330</b>	<b>82</b>	<b>482</b>	<b>846</b>	<b>257</b>	<b>1,624</b>	<b>455</b>	<b>413</b>	<b>300</b>	<b>397</b>	<b>7,186</b>

## CARD / TABLE GAMES

<b>Card &amp; Table Games</b>				
Game	Catoosa	Roland	WSS	Total
Poker	14	-	8	22
3-Card Poker	1	1	1	3
Prog. 3-Card Poker	1	-	-	1
Blazin' 7's	-	1	1	2
Mississippi Stud Prog	1	-	1	2
WPT Heads Up Hold	2	1	-	3
Progressive UTH	3	1	3	7
Blackjack	14	2	6	22
FreeBet Blackjack	3	1	1	5
21 + 3	5	1	4	10
Bonus Roulette	3	1	1	5
Bonus Craps	1	-	-	1
<b>TOTAL</b>	<b>48</b>	<b>9</b>	<b>26</b>	<b>83</b>

## HUMAN RESOURCES

September 2017

**NASON MORTON, EXECUTIVE DIRECTOR**  
Extension 5682

Human Resources is currently working on the revision of Cherokee Nation Human Resources Policies and Procedures (CNHRPP), Chapter III, and portions of Chapter V. Benefits. As of October 2, 2017 the total number of Employee is 3613. Of those employees, 2974 are Cherokee and 263 are members of another Federally recognized tribe.

<b>EMPLOYMENT</b>
-------------------

Processed	Monthly	YTD
Number of Employees Hired	55	376
% of Cherokees Hired	75	76
% of Indians Hired	4	7
# of Applications Received	333	3702
# of Interview Panels Sent	64	603

<b>COMPENSATION</b>
---------------------

Processed	Monthly	YTD
# of Terminations	30	293
# of Voluntary Terminations	22	241
# of Involuntary Terminations	8	52

<b>BENEFITS</b>
-----------------

Processed	Monthly	YTD
Educational Reimbursement Requests	4	37
401(k) Distributions	43	461
401(k) Loans	13	206
401(k) Hardship	3	40
FMLA	44	343
COBRA	38	453
Short Term Disability	20	118

<b>EMPLOYEE RELATIONS &amp; DEVELOPMENT</b>
---

Orientations/Trainings Presented	Monthly	YTD
Trainings Presented	22	233

**HUMAN RESOURCES**

**September 2017**

Page 2

**Internal transfers and/or promotions for the month of August 2017.**

Transfer or promotion within the same department	9
Transfer or promotion within the same group	18
Transfer or promotion to another group	4

**RISK MANAGEMENT**  
**September 2017**  
**NASON MORTON, EXECUTIVE DIRECTOR**  
**Extension 5682**

**INSPECTIONS:**

Life Safety Code and OSHA Regulation inspections were conducted on the below sites:

- Holiday Inspections – all Holiday locations. Loss control staff worked during CN Holiday. After Action Report Sent.
- Life Safety Tests – Tribal Complex – Complete – All Strobes, Voice Alarms, Smokes, Duct Detectors, and Elevator Smokes tested and verified. Door strikes waiting to be finished for Life Safety.
- TsaLaGi Office Complex including Geo Data, Ballroom, Gift Shop, Cherokee Phoenix, and Osiyo Training Room
- New Archery Range Restrooms – Final inspection
- ICW Evacuation Plan Update
- Youth Shelter Inspection
- Stilwell CDC EVac. Plan Update
- Certificate of Occupancy – Youth Shelter
- Certificate of Occupancy – Lee Creek Tavern
- Complex Roof Inspection – w/ UTA Instructor

**CONSTRUCTION INSPECTIONS/MEETINGS:**

- W.W. Keeler Complex 2<sup>nd</sup> Story Project
- New Health Center – Project and Sub. Contractor Meetings
- CNB Risk Meeting – CCIP/Flintco
- Jay Food Distribution – Pre-Construction Meeting
- Three Rivers Clinic Parking Lot Re-Surfacing
- Broker Meeting – Brown and Brown Renewals

**Technical Assistance:**

- Life Safety Test – Tribal Complex
- Building Code Research
- Trailer Recommendations (Correct Ball Size)
- Cyber Renewal
- Fiduciary Liability Renewal
- Boiler Inspection Reports – Health Clinics Scheduled
- Toilet Tabloids – September Issue installed (Safety Info)
- ALA Renewal – 10/01/17
- CDC Emergency Procedures Meeting
- Immersion Kitchen Guidelines Sent

- Accident Investigations – CDC, PACE, ECU, FRB, etc....

### **Trainings:**

- Fire Extinguisher / Disaster Training – ECU 25 attendees
- Tribal Facilities Safety Presentation – 9-27-17 – 40 attendees
- Confined Space Training – UTA – 19 attendees - 9/11-13/17
- Planning and Development Safety Presentation – 9/22/17 – 10 attendees