

Group: Marshal Service Month/Year of Report: December 2015
Group Leader: Shannon Buhl Phone: 207-3800 Email: shannon-buhl@cherokee.org

I. **Budget Highlights – please refer to Monthly Financial Report**

II. **Program Highlights for November:**

<u>District 1</u> 412 North Information Report (2) Warrants (1) Other Agency Assists (40) Warnings (5) Citations (3) Alcohol/Drug Arrests (2) A&B/DV (1) Auto Theft (1) Burglary/Theft/Larceny (4)	<u>District 2</u> 412 South Information Report (13) Warrants (7) Other agency assists (64) Warnings (7) Citations (13) Alcohol/Drug Arrests (3) A&B/DV (1) Auto Theft (1) Sexual Abuse (1)
---	---

III. **Special Operations**

Dive (0)
SWAT (1)

IV. **Accomplishments**

Austin Glory, Dustin Davis, Erik Fuson-SWAT School
Shannon Buhl, Austin Glory-DEMA
Mike Roach, Danny Tanner, Matt Laney, Preston Oosahwee-Breachers Conference

V. **Security**

Security Violations (10)
Vehicle Assists (30)
Incident Reports (5)

VI. **Federal Facilities**

Claremore (5) EDO
Hastings (1)
Three Rivers (0)
Redbird Smith (0)

VII. **Community**

Shawna Roach
Car Seat Presentation-Hulbert School
Car Seat Presentation-Sequoyah Elementary
Health Fair-Vinita Clinic
RAD-NSU
Car Seat Training-Zion school
Soroptimist Group-Tahlequah

Franky Dreadfulwater
10 week Drug Education Program-Adair and Sequoyah Schools, Rock Fence Church
Gun Safety/School Safety-Dahlongeah School
Thanksgiving Dinner with Parents-Bell School
Community Safety visits to various communities and clinics.

VIII. NAHASDA PATROLS:

District 1	0208
District 2	<u>0516</u>
Total	724



CHEROKEE NATION ELECTION COMMISSION
P.O. BOX 1188
TAHLEQUAH, OKLAHOMA 74465-0948
PHONE: 918-458-5899
FAX: 918-458-6101

Rules Report November 2015

I. Budget Highlights

a.) N/A

II. Program Highlights

a.) N/A

III. Accomplishments

- a.) Attended community meetings in Chelsea, Sallisaw, Tulsa, Nicut, Pryor, and Vinita to register voters
- b.) Organized a voter registration drive at several High Schools within the Cherokee Nation jurisdictional boundaries
- c.) CNEC is continuing to enhance our street guide database to accommodate in their district and precinct assignments
- d.) CNEC has stayed current with monthly Tribal Registration deceased and relinquished citizen listings

IV. Future Plans and Initiatives

- a.) The office staff and Commissioners will be attending community outreach events throughout the 15 districts.
- b.) The office staff will be scheduling events to educate and register voters throughout the 15 districts.



CHEROKEE NATION TRIBAL COUNCIL RULES COMMITTEE REPORT

Group: Tax Commission

Month/Year of Report: December, 2015

Group Leader: Sharon Swepston

Phone:

E-mail: Sharon-sweepston@cherokee.org

I. Budget Highlights

- a.) Please refer to the monthly financial report from Finance.

II. Program Highlights

a.) Motor Vehicle

1. Year to Date Motor Vehicle revenue for FY16 compared to FY15 as of October 31st 2015 & October 31st 2014, had an overall increase of 12.52%.
2. The month to month revenue comparison for October 2014 (FY15) compared to October 2015 (FY16) shows an increase of 12.52%.
3. The detail for all areas of revenue for motor vehicle is shown on the attached graphs.
4. For FY15 new tags issues in the Extended Jurisdictional Boundary for October 1,326 November 1,055, December 1,505, January 1,367, February 1,523, March 1,770, April 1,695, May 1,637, June 1,802, July 2,016, August 2,029, September 1,986, October 1,356.

b.) Revenue and Taxation Division

1. Year to Date Revenue and Taxation (Tobacco) for FY16 compared to FY15 as of October 31st 2015 & October 31st 2014, had an overall increase of 9.36%.
2. A month to month revenue comparison for October 2014 (FY15) compared to October 2015 (FY16) shows a increase of 9.36%.
3. The detail for all areas of tax is shown on the attached graphs.

c.) Future Plans/New Initiatives

1. The next Tax Commission meeting is scheduled for December 9, 2015 at 4:30 pm in the CNTC Conference room.
2. The Veterans Sales Tax Exemption Cards have been mailed out to all qualified applicants. As of November 30, 2015 we have mailed out 154 Veteran Sales Tax Exemption Cards. CNE has implemented their upgraded system to process the new sales tax exemptions for Cherokee veterans.
3. We have received our report for October 2015 purchases and payment from the State of Oklahoma and rebates are scheduled to be distributed to the retailers by or before December 15, 2015.

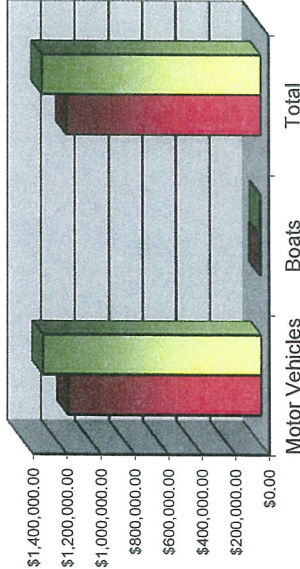


CHEROKEE NATION TAX COMMISSION

OCTOBER, 2015

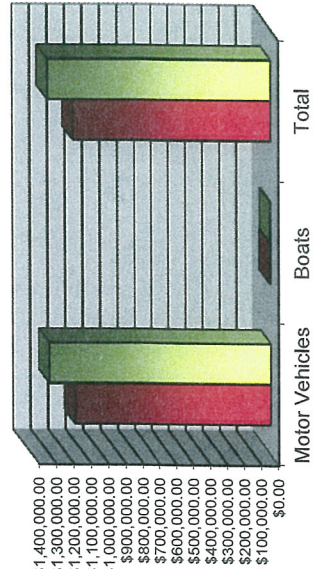
	Cigarette Tax	Tobacco Tax	Retail Sales	Alcohol Tax	Total
FY15	\$108,423.76	\$28,147.83	\$292,837.91	\$19,542.29	\$448,951.79
FY16	\$100,559.76	\$28,232.48	\$341,727.02	\$20,435.91	\$490,955.17
% of Change	-7.25%	0.30%	16.69%	4.57%	9.36%

MV Gross Revenue Comparison - Year to Date

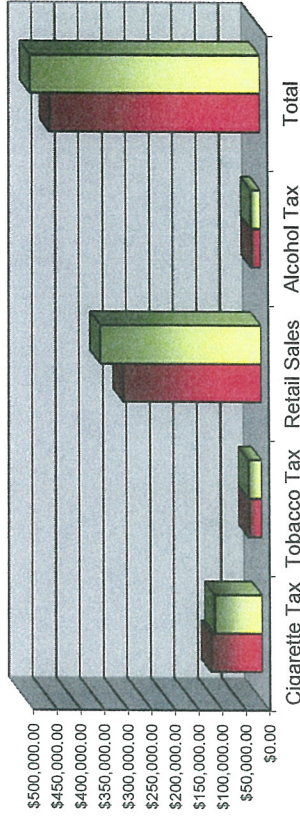


	Motor Vehicles	Boats	Total
FY15	\$1,149,237.31	\$8,830.57	\$1,158,067.88
FY16	\$1,295,970.85	\$7,090.85	\$1,303,061.70
% of Change	12.77%	-19.70%	12.52%

MV Gross Revenue Comparison - Month to Month

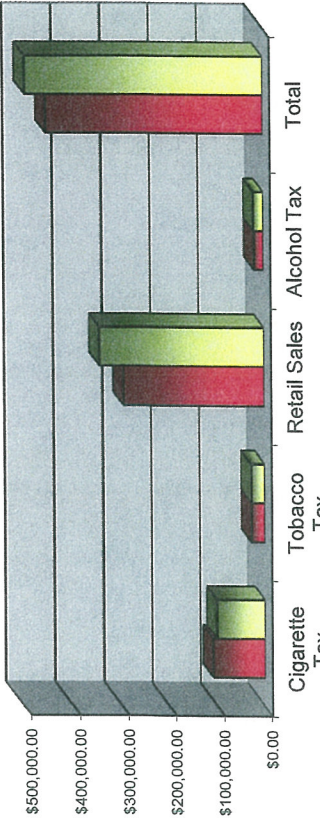


R & T Gross Revenue Comparison Year to Date



	Cigarette Tax	Tobacco Tax	Retail Sales	Alcohol Tax	Total
FY15	\$108,423.76	\$28,147.83	\$292,837.91	\$19,542.29	\$448,951.79
FY16	\$100,559.76	\$28,232.48	\$341,727.02	\$20,435.91	\$490,955.17
% of Change	-7.25%	0.30%	16.69%	4.57%	9.36%

R & T Gross Revenue Comparison Month to Month



Reporter: Clint Hastings/Karen Ketcher Phone: 918-453-5398 Email: karen-ketcher@chokeee.org

I. Budget Highlights – please refer to Monthly Financial Report

Description of Budget exceptions: No budget exceptions to report. Two of three Self Governance Analyst positions are vacant.

II. Program Highlights

1. Indian Health Service Contract Support Cost Workgroup Meeting:

On November 4-5th, Clint Hastings attended and participated in a IHS Contract Support Cost (CSC) Workgroup meeting. In recent years, Congress has provided the BIA and IHS with appropriations sufficient to fully fund CSC, but the agencies are still in the process of updating their policies to define what constitutes full funding of CSC. The primary objective of the November 4-5th meeting was for federal and tribal CSC experts to explore ways that IHS could fairly and accurately estimate full CSC need on a tribe-by-tribe basis in a timely manner. In the time since the November meeting, a draft IHS CSC Policy has been developed and will be publicly shared at the December IHS CSC Workgroup meeting.

2. Tribal Interior Budget Council:

Self-Governance staff attended the Tribal Interior Budget Council (TIBC) meeting on November 18-19th. TIBC is a body composed of tribal and federal representatives responsible for making annual budget recommendations for Indian Country programs within the Department of the Interior. BIA officials presented budget updates on ICWA, law enforcement, social services, and many other programs. Tribal TIBC representatives strongly encouraged BIA officials to dedicate a significant portion of any funding increases received in FYs 2016-17 to budget line items that provide the most flexibility to tribal governments. Tribal representatives stressed that they appreciate targeted budget initiatives supported by the President, but need funding that is flexible enough to allow tribal leadership to use federal funding in a manner that meets the needs of their local communities.

3. Sequoyah High School Roads:

Self-Governance, Roads Department, and the Attorney General's office have recently met to reengage with the Bureau of Indian Affairs (BIA) regarding the status of the roads on the Sequoyah High School Campus. Sequoyah High School sits on land that is still owned by the BIA, but the BIA is not providing any support for roads maintenance on the SHS campus. Moving forward, the AG's office will be taking the lead on engaging with solicitors at the BIA regarding this matter.

4. Data Management Committee:

Clint Hastings participated in the quarterly meeting of the TIBC Data Management Committee (DMC) on November 17th. The DMC is charged with developing tribally driven methodologies for collecting relevant data that can be used to justify additional funding from Congress and other sources. Additionally, the DMC is working on methodologies to consolidate and streamline the hundreds of existing federal reports that many tribes must complete in order to continue receiving federal funding. The goal of this project is to reduce administrative burden on tribal governments in order to allow them to have additional time and resources to dedicate towards delivering services to their citizens.


5. Federal Highway Administration FY 2016 Referenced Funding Agreement:

The Self-Governance Office, in coordination with the Roads Department, has finalized Cherokee Nation's FY 2016 Referenced Funding Agreement (RFA) with the Department of Transportation Federal Highway Administration (FHWA). The RFA is the annual funding mechanism that sets forth the specific conditions, including programs, functions, services and activities to be performed by the Nation, funding to be provided by the FHWA, and the time and method of payment. FHWA signed and executed the RFA on November 13th.

NEGOTIATIONS:

- **DOI, OST Negotiations:**

Self-Governance staff plans to reengage in renegotiation discussions with the DOI Office of Special Trustee to renegotiate our Real Estate Appraisal Services and Beneficiary Processes Program Memorandums of Understanding.



ᑭᑭᑭᑭ ᑤᑭᑭ ᑭᑭᑭᑭᑭᑭ ᑤᑭᑭᑭᑭ
Cherokee Nation Gaming Commission

Director's Report

10 DECEMBER 2015

2015 COMPACT FEE PAYMENTS

	State	Fair Meadows	OHRC	Sub-Total	YTD
Jan	\$ 927,973.36	\$ 58,921.38	\$ 226,636.61	\$ 1,213,531.35	\$ 1,213,531.35
Feb	\$ 1,225,538.09	\$ 58,804.70	\$ 218,864.67	\$ 1,503,207.46	\$ 2,716,738.81
Mar	\$ 1,381,542.76	\$ 59,171.40	\$ 243,785.16	\$ 1,684,499.32	\$ 4,401,238.13
Apr	\$ 1,229,311.53	\$ 59,171.40	\$ 209,669.11	\$ 1,498,152.04	\$ 5,899,390.17
May	\$ 1,241,962.46	\$ 58,854.71	\$ 240,854.83	\$ 1,541,672.00	\$ 7,441,062.17
June*	\$ 1,263,201.35	\$ 59,038.06	\$ 217,053.42	\$ 1,539,292.83	\$ 8,980,355.00
July	\$ 1,299,263.06	\$ 59,204.74	\$ 218,885.93	\$ 1,577,353.73	\$ 10,557,708.73
Aug	\$ 1,279,836.82	\$ 59,688.11	\$ 220,588.63	\$ 1,560,113.56	\$ 12,117,822.29
Sept	\$ 1,252,763.13	\$ 52,854.23	\$ 184,673.65	\$ 1,490,291.01	\$ 13,608,113.30
Oct	\$ 1,282,234.69	\$ 59,421.42	\$ 219,214.51	\$ 1,560,870.62	\$ 15,168,983.92
Nov	\$ -	\$ -	\$ -	\$ -	\$ 15,168,983.92
Dec	\$ -	\$ -	\$ -	\$ -	\$ 15,168,983.92
YTD Adj.	\$ -	\$ -	\$ -	\$ -	\$ 15,168,983.92
	\$ 12,383,627.25	\$ 585,130.15	\$ 2,200,226.52	\$ 15,168,983.92	

* Includes the \$35,000 Annual Oversight Assessment to the State

NIGC Fee Payments	
March	\$ 75,766.02
June	\$ 64,942.30
September	\$ 70,354.16
December	\$ -
TOTAL	\$ 211,062.48

Total Compact & NIGC Fee Payments	\$ 15,380,046.40
--	-------------------------

COMPACT FEE PAYMENT SUMMARY

	State	Fair Meadows	OHRC	Sub-Total	LTD
2005	\$ 2,948,594.00	\$ 500,040.00	\$ 1,478,858.36	\$ 4,927,492.36	\$ 4,927,492.36
2006	\$ 7,629,889.06	\$ 1,788,222.63	\$ 7,238,117.75	\$ 16,656,229.44	\$ 21,583,721.80
2007	\$ 11,472,065.73	\$ 962,047.93	\$ 4,573,604.66	\$ 17,007,718.32	\$ 38,591,440.12
2008	\$ 11,656,274.15	\$ 765,407.17	\$ 3,457,394.08	\$ 15,879,075.40	\$ 54,470,515.52
2009	\$ 12,258,076.70	\$ 749,466.52	\$ 2,393,709.96	\$ 15,401,253.18	\$ 69,871,768.70
2010	\$ 12,530,548.89	\$ 654,902.38	\$ 2,245,073.51	\$ 15,430,524.78	\$ 85,302,293.48
2011	\$ 12,842,971.99	\$ 624,666.63	\$ 2,263,371.18	\$ 15,731,009.80	\$ 101,033,303.28
2012	\$ 13,191,133.21	\$ 635,500.83	\$ 2,429,283.07	\$ 16,255,917.11	\$ 117,289,220.39
2013	\$ 13,775,089.66	\$ 671,503.73	\$ 2,454,446.83	\$ 16,901,040.22	\$ 134,190,260.61
2014	\$ 13,491,207.55	\$ 694,488.92	\$ 2,468,666.10	\$ 16,654,362.57	\$ 150,844,623.18
2015	\$ 12,383,627.25	\$ 585,130.15	\$ 2,200,226.52	\$ 15,168,983.92	\$ 166,013,607.10
	\$ 111,795,850.94	\$ 8,046,246.74	\$ 31,002,525.50	\$ 166,013,607.10	

LICENSING SUMMARY

Location	Key Employee	PMO	Operational	Total
Roland	248	119	206	573
Ramona	92	47	39	178
Catoosa	960	374	508	1,842
Catoosa - SS	4	1	-	5
WSS	402	167	217	786
Tahlequah	129	73	58	260
Sallisaw	67	35	29	131
Ft. Gibson	95	36	32	163
WRD	72	34	30	136
Corporate	88	120	2	210
SCC	72	29	24	125
CNGC	-	54	-	54
Toby Keith	-	-	95	95
CN Day Worker	-	-	57	57
TOTALS	2,229	1,089	1,297	4,615

VENDOR LICENSES

Entity	Class A	Class B	Class C	Exempt	Total
Companies	113	120	2	40	275
Individuals	812	413	13	-	1,238

GAMING MACHINES

Vendor	Catoosa	Cat SS	Ft. Gibson	Roland	Sallisaw	WSS	Ramona	Tahl.	SCV	WRD	Totals
CLASS II											
AGS	-	-	-	-	-	-	-	22	-	-	22
Bally	-	-	-	22	-	-	-	-	8	-	30
Bluberi	-	-	-	-	-	-	-	-	-	-	-
Cadillac Jack	14	-	-	8	-	-	8	-	-	-	-
Eclipse	-	-	-	12	-	-	-	21	-	-	33
GTAG/WMS	27	-	-	6	-	54	-	16	-	-	103
Multimedia	-	-	-	16	-	-	-	-	-	-	-
VGT	895	52	224	304	104	572	229	146	112	112	2,750
Sub-Total	936	52	224	368	104	626	237	205	120	112	2,984
COMPACT											
AGS	47	-	4	22	4	-	10	1	18	-	106
Ainsworth	31	-	6	22	6	27	8	8	-	6	114
Aristocrat	91	10	12	32	6	76	8	4	12	8	259
Aruze	52	-	12	18	-	33	14	10	6	-	145
Bally	262	6	60	76	26	183	67	33	33	29	775
IGT	506	5	77	124	52	332	32	88	28	50	1,294
Konami	77	-	24	42	12	89	40	23	22	17	346
Multimedia	75	-	18	40	14	51	30	16	14	10	268
Nova	12	-	6	16	6	6	8	8	8	-	70
Speilo	25	-	5	16	8	12	8	-	6	-	80
VGT	-	-	-	-	-	-	-	-	-	-	-
WMS	239	9	46	75	27	113	26	15	33	18	601
Sub-Total	1,417	30	270	483	161	922	251	206	180	138	4,058
Grand Total	2,353	82	494	851	265	1,548	488	411	300	250	7,042
Class II	936	52	224	368	104	626	237	205	120	112	2,984
% of floor	39.78%	63.41%	45.34%	43.24%	39.25%	40.44%	48.57%	49.88%	40.00%	44.80%	42.37%
Compact	1,417	30	270	483	161	922	251	206	180	138	4,058
% of floor	60.22%	36.59%	54.66%	56.76%	60.75%	59.56%	51.43%	50.12%	60.00%	55.20%	57.63%
TOTAL	2,353	82	494	851	265	1,548	488	411	300	250	7,042

CARD / TABLE GAMES

Card & Table Games				
Game	Catoosa	Roland	WSS	Total
Poker	13	6	8	27
3-Card Poker	2	-	1	3
Prog. 3-Card Poker	-	1	-	1
Ult. Texas Hold'em	1	1	-	2
Ult. Heads Up Hold'em	-	1	-	1
Progressive UTH	4	-	2	6
Blackjack	15	2	7	24
FreeBet Blackjack	4	1	-	5
21 + 3	3	1	3	7
Bonus Roulette	3	1	2	6
Casino War	1	-	-	1
House Money	-	-	1	1
Bonus Craps	1	-	-	1
TOTAL	47	14	24	85

HUMAN RESOURCES

November 2015

NASON MORTON, EXECUTIVE DIRECTOR
Extension 5682

Human Resources is currently working on the revision of Cherokee Nation Human Resources Policies and Procedures (CNHRPP), Chapter IV. As of November 23, 2015, the total numbers of Employees was 3625. Of those employees, 3003 are Cherokee and 278 are members of another Federally recognized tribe.

EMPLOYMENT/COMPENSATION

Processed	Monthly	YTD
Number of Employees Hired	43	535
% of Cherokees Hired	72	79
% of Indians Hired	16	8
# of Applications Received	514	5416
# of Interview Panels Sent	68	774

BENEFITS

Processed	Monthly	YTD
Educational Reimbursement Requests	2	34
401(k) Distributions	46	534
401(k) Loans	10	203
401(k) Hardship	0	23
FMLA	36	458
COBRA	14	430
Short Term Disability	10	134

RISK MANAGEMENT

Processed	Monthly	YTD
Workers' Compensation	13	55

EMPLOYEE DEVELOPMENT

Orientations/Trainings Presented	Monthly	YTD
Trainings Presented	14	148