

I. Budget Highlights – please refer to Monthly Financial Report

II. Program Highlights for June:

<u>District 1 412 North</u>	<u>District 2 412 South</u>
Information Report (2)	Information Report (5)
Warrants (5)	Warrants (18)
Other Agency Assists (35)	Other agency assists (175)
Warnings (0)	Warnings (48)
Citations (0)	Citations (40)
A&B D/V (1)	Alcohol/Drug Arrests (14)
Stolen Property/Larceny (2)	A&B D/V(2)
Vandalism (1)	Recover Stolen Vehicle (1)
Attempted Suicide (1)	Runaway (2)
Indecent Exposure (1)	Violation P/O (1)
Harassment/Stalking (1)	

III. Special Operations

Dive (0)
 SWAT (5)
 Task Force Arrest (8)

IV. Accomplishments

Shannon Buhl, Mike Roach: OACP
 Shawna Roach: DHS (Wagoner Co and Cherokee Co) how to properly install car seats.
 SWAT (students working against tobacco) Welling. ALICE (Alert Lockdown Inform Counter Evacuate) NSU.

V. Security

Security Violations (15)
 Vehicle Assists (30)
 Incident Reports (8)

VI. Federal Facilities

Claremore (3)-Accident, ICW interview, Terroristic Threat
 Hastings (1)-EDO

NAHASDA PATROLS:

Dist I: 189
 Dist II: 448
 Total: 637

COUNCIL OF THE CHEROKEE NATION
RULES COMMITTEE REPORT

Group: Election Commission

Month/Year of Report: June 2013

Group Leader:

Phone: 458-5899

E-mail: election-commission@cherokee.org

I. Budget Highlights

a.)

b.)

c.)

II. Program Highlights

a.) Balanced Scorecard Measures

1. n/a

2.

3.

b.) Accomplishments

1. Early walk-in voting held

2. General election held

3. Election results certified

4. Relinquished current through 6/21/2013

c.) Future Plans/New Initiatives

1. Early walk-in voting

2. Mail absentee ballots for district 4

3. District 4 run-off election.



CHEROKEE NATION TRIBAL COUNCIL RULES COMMITTEE REPORT

Group: Tax Commission

Month/Year of Report: July, 2013

Group Leader: Sharon Swepston

Phone:

E-mail: Sharon-sweepston@cherokee.org

I. Budget Highlights

- a.) Please refer to the monthly financial report from Finance.

II. Program Highlights

a.) Motor Vehicle

1. Year to Date Motor Vehicle revenue for FY13 compared to FY12 as of May 31st 2013 & May 31st 2012, had an overall increase of 5.85%.
2. The month to month revenue comparison for May 2012 (FY12) compared to May 2013 (FY13) shows a decrease of 2.90%.
3. The detail for all areas of revenue for motor vehicle is shown on the attached graphs.
- 4.

b.) Revenue and Taxation Division

1. Year to Date Revenue and Taxation (Tobacco) for FY13 compared to FY12 as of May 31st 2013 & May 31st 2012, had an overall decrease of 1.46%.
3. A month to month revenue comparison May 2012 (FY12) compared to May 2013 (FY13) shows a decrease of 5.92%.
3. The detail for all areas of tax is shown on the attached graphs.
- 4.
- 5.

c.) Future Plans/New Initiatives

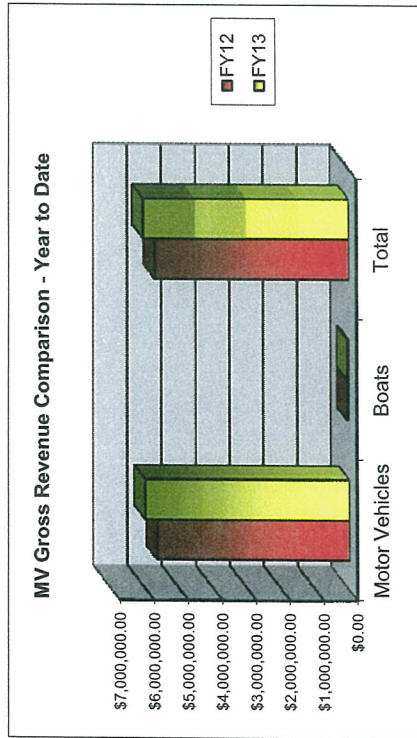
1. The next Tax Commission meeting is scheduled for September 11, 2013 at 4:30 pm in the CNTC Conference room.
2. We are working with CNE on a process for implementation of the new tax exempt legislation for Cherokee veterans. We will keep you updated on the progress of the implementation. July 15, 2013 will be the implementation date for the Veterans Sales Tax Exemption Cards.
3. The Cherokee Nation Retail Subsidy for Smoke Shops has been paid through March to all qualified retailers.
- 4.
- 5.



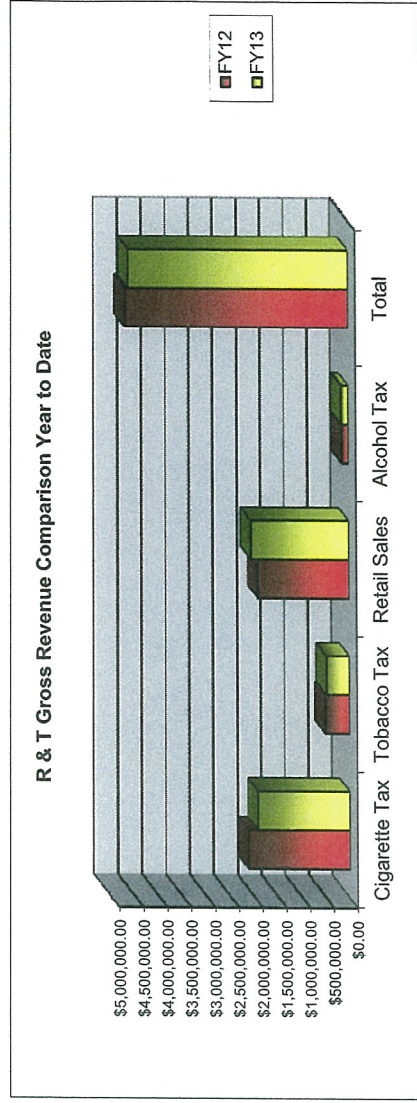
CHEROKEE NATION TAX COMMISSION

MAY 2013

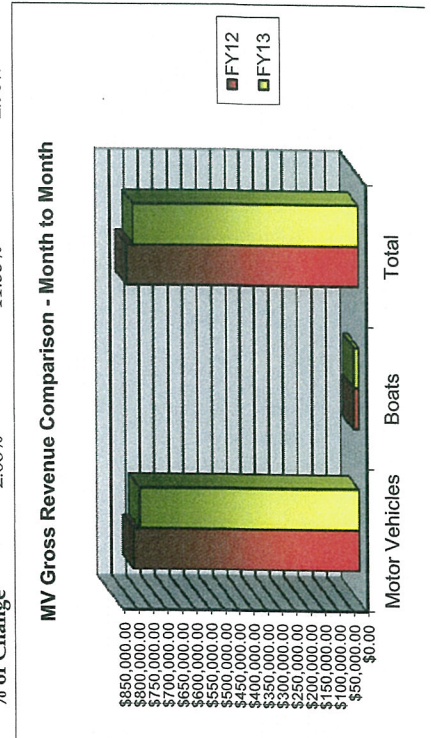
	Motor Vehicles	Boats	Total
FY12	\$5,675,754.26	\$61,891.25	\$5,737,645.51
FY13	\$6,019,142.65	\$53,971.27	\$6,073,113.92
% of Change	6.05%	-12.80%	5.85%



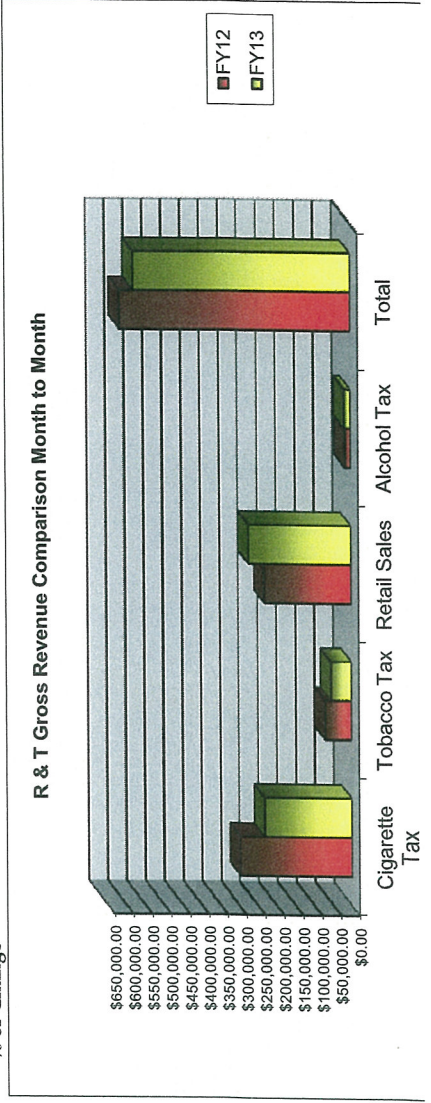
	Cigarette Tax	Tobacco Tax	Retail Sales	Alcohol Tax	Total
FY12	\$2,130,154.10	\$510,873.04	\$1,926,685.78	\$145,745.38	\$4,713,458.30
FY13	\$1,935,129.76	\$485,944.59	\$2,069,599.89	\$153,737.35	\$4,644,411.59
% of Change	-9.16%	-4.88%	7.42%	5.48%	-1.46%



	Motor Vehicles	Boats	Total
FY12	\$786,219.06	\$19,739.47	\$805,958.53
FY13	\$765,109.12	\$17,459.30	\$782,568.42
% of Change	-2.68%	-11.55%	-2.90%



	Cigarette Tax	Tobacco Tax	Retail Sales	Alcohol Tax	Total
FY12	\$294,527.97	\$69,461.98	\$228,277.25	\$15,345.45	\$607,612.65
FY13	\$229,963.92	\$55,297.93	\$269,381.29	\$16,996.53	\$571,639.67
% of Change	-21.92%	-20.39%	18.01%	10.76%	-5.92%





ᑎᑎᑎᑎ ᑎᑎᑎᑎ ᑎᑎᑎᑎ ᑎᑎᑎᑎ
Cherokee Nation Gaming Commission

Director's Report

26 JUNE 2013

Gaming Commission

- ∞ I met with the Gaming Commissioner and Surveillance staff for the Thlopthlocco Tribal Town at the Fort Gibson Casino on 13 June 2013. They are considering changing their surveillance system and were referred to us by the NIGC. The visit went well with either CNE or myself being able to answer all questions raised.
- ∞ A copy of the 2012 Compliance Report issued by the NIGC was received on 15 May 2013. The Commission was noted as being late on supplying the supporting documentation for the (then) semi-annual fee payments; they were submitted by CNE after the fee payment deadline. The Commission can expect to receive the same notation next year as, again, CNE failed to submit the paperwork along with the fee payment. After discussing the issue with CFO Doug Evans, I believe we now have a process in place to ensure the proper filing of all supporting documents along with each fee payment.

Cherokee Nation Entertainment

- ∞ The NEWave Title 31 system has been implemented at all tribal locations and will be installed at Will Rogers Downs in July. We will meet with CNE to determine if any changes to the system and/or policies are necessary and, if so, will bring them to the Commission at the July meeting.
- ∞ The Andover system (access control system) has been installed at the Ramona facility. A review of the installation process and draft policies will now be performed to identify any implementation improvements / necessary modifications. If changes to the policies are necessary, they will

be presented to the Commission at a future Commission meeting.
National Indian Gaming Commission

- ∞ The 2013 final fee rate was published in the Federal Register on 4 June 2013. The rate was provided to CNE for use in calculating the second quarterly fee payment, which is due by 31 June 2013.

- ∞ The agency determined that the electronic submissions of background investigation reports submitted by tribes does not meet federal security standards and cannot be accepted until they have a compliant system available. Effective 17 June 2013, the CNGC staff will revert to the submission of hard-copy documents to the NIGC to satisfy the licensing requirements under 25 CFR. The NIGC is currently looking at options for tribes desiring to transmit personal identifiable information (PII) via encrypted email. Before the NIGC can accept PII electronically, it must ensure that the appropriate safeguards are established so that all incoming information is adequately protected. Once a new system is in place, we will notify the Commission.

Other Events

- ∞ I volunteered to host the Oklahoma Tribal Gaming Regulators Association Fall Conference on October 29th & 30th at the Hard Rock location. There was a second volunteer, which will require the OTGRA Board to decide whether the conference will be held. I will let you know their decision once it is received.

- ∞ The next bi-monthly meeting of the Oklahoma Tribal Gaming Regulators Association will be held on Tuesday, 25 June 2013 at the Indigo Sky Casino, an operation of the Eastern Band of Shawnee in Wyandotte, OK.

2013 COMPACT FEE PAYMENTS

	State	Fair Meadows	OHRC	Sub-Total	YTD
Jan	\$ 871,790.13	\$ 56,504.52	\$ 183,955.27	\$ 1,112,249.92	\$ 1,112,249.92
Feb	\$ 1,200,965.36	\$ 56,254.50	\$ 205,997.05	\$ 1,463,216.91	\$ 2,575,466.83
Mar	\$ 1,414,216.26	\$ 56,454.52	\$ 238,240.88	\$ 1,708,911.66	\$ 4,284,378.49
Apr	\$ 1,187,018.86	\$ 56,537.86	\$ 201,316.59	\$ 1,444,873.31	\$ 5,729,251.80
May	\$ 1,214,004.08	\$ 55,571.11	\$ 205,566.37	\$ 1,475,141.56	\$ 7,204,393.36
June	\$ -	\$ -	\$ -	\$ -	\$ 7,204,393.36
July	\$ -	\$ -	\$ -	\$ -	\$ 7,204,393.36
Aug	\$ -	\$ -	\$ -	\$ -	\$ 7,204,393.36
Sept	\$ -	\$ -	\$ -	\$ -	\$ 7,204,393.36
Oct	\$ -	\$ -	\$ -	\$ -	\$ 7,204,393.36
Nov	\$ -	\$ -	\$ -	\$ -	\$ 7,204,393.36
Dec	\$ -	\$ -	\$ -	\$ -	\$ 7,204,393.36
YTD Adj.	\$ -	\$ -	\$ -	\$ -	\$ 7,204,393.36
	\$ 5,887,994.69	\$ 281,322.51	\$ 1,035,076.16	\$ 7,204,393.36	

\$35,000 Annual Oversight Fee Paid in June

NIGC Fee Payments	
March	\$ 73,629.60
June	\$ 64,451.09
September	\$ -
December	\$ -
TOTAL	\$ 138,080.69

Total Compact & NIGC Fee Payments	\$	7,342,474.05
--	-----------	---------------------

COMPACT FEE PAYMENT SUMMARY

	State	Fair Meadows	OHRC	Sub-Total	LTD
2005	\$ 2,948,594.00	\$ 500,040.00	\$ 1,478,858.36	\$ 4,927,492.36	\$ 4,927,492.36
2006	\$ 7,629,889.06	\$ 1,788,222.63	\$ 7,238,117.75	\$ 16,656,229.44	\$ 21,583,721.80
2007	\$ 11,472,065.73	\$ 962,047.93	\$ 4,573,604.66	\$ 17,007,718.32	\$ 38,591,440.12
2008	\$ 11,656,274.15	\$ 765,407.17	\$ 3,457,394.08	\$ 15,879,075.40	\$ 54,470,515.52
2009	\$ 12,258,076.70	\$ 749,466.52	\$ 2,393,709.96	\$ 15,401,253.18	\$ 69,871,768.70
2010	\$ 12,530,548.89	\$ 654,902.38	\$ 2,245,073.51	\$ 15,430,524.78	\$ 85,302,293.48
2011	\$ 12,842,971.99	\$ 624,666.63	\$ 2,263,371.18	\$ 15,731,009.80	\$ 101,033,303.28
2012	\$ 13,191,133.21	\$ 635,500.83	\$ 2,429,283.07	\$ 16,255,917.11	\$ 117,289,220.39
2013	\$ 5,887,994.69	\$ 281,322.51	\$ 1,035,076.16	\$ 7,204,393.36	\$ 124,493,613.75
	\$ 90,417,548.42	\$ 6,961,576.60	\$ 27,114,488.73	\$ 124,493,613.75	

LICENSING SUMMARY

Location	Key Employee	PMO	Operational	Total
Roland	158	90	49	297
Ramona	101	37	38	176
Catoosa	861	313	504	1,678
Catoosa - SS	7	2	-	9
WSS	398	157	224	779
Tahlequah	131	65	32	228
Sallisaw	71	31	27	129
Ft. Gibson	84	25	32	141
WRD	75	30	26	131
Corporate	114	141	3	258
CNGC	-	56	-	56
Toby Keith	-	-	95	95
CN Day Worker	-	-	76	76
TOTALS	2,000	947	1,106	4,053

VENDOR LICENSES

Entity	Class A	Class B	Class C	Exempt	Total
Companies	72	82	1	37	192
Individuals	458	173	3		634

GAMING MACHINES

Vendor	Catoosa	Cat SS	Ft. Gibson	Roland	Sallisaw	WSS	WSS SS	Ramona	Tahl.	Totals
CLASS II										
AGS	20	-	10	17	6	8	-	4	8	73
GTAG/WMS	8	-	-	25	-	70	-	-	20	123
VGT	945	52	273	275	104	482	93	297	170	2,691
Sub-Total	973	52	283	317	110	560	93	301	198	2,887
COMPACT										
Ainsworth	8	-	-	-	-	6	-	-	-	14
Aristocrat	72	10	8	6	-	80	-	12	4	192
Aruze	12	-	12	-	-	-	-	6	-	30
Atronic	-	-	-	-	-	8	-	-	-	8
Bally	278	6	32	73	27	127	18	44	38	643
IGT	579	5	75	158	88	398	24	52	112	1,491
Konami	73	-	16	22	12	66	6	32	16	243
Lightning	6	-	4	-	-	-	-	-	-	10
Multimedia	28	-	14	4	-	28	-	10	10	94
Nova	6	-	-	-	-	-	-	-	8	14
Speilo	5	-	5	-	-	-	-	-	-	10
T3	-	-	-	-	-	3	-	-	-	3
Tablemax	-	-	-	5	-	-	-	-	-	5
WMS	292	9	51	38	29	76	8	37	27	567
Sub-Total	1,359	30	217	306	156	792	56	193	215	3,324
Grand Total	2,332	82	500	623	266	1,352	149	494	413	6,211
Class II	973	52	283	317	110	560	93	301	198	2,887
% of floor	41.72%	63.41%	56.60%	50.88%	41.35%	41.42%	62.42%	60.93%	47.94%	46.48%
Compact	1,359	30	217	306	156	792	56	193	215	3,324
% of floor	58.28%	36.59%	43.40%	49.12%	58.65%	58.58%	37.58%	39.07%	52.06%	55.36%
TOTAL	2,352	82	500	623	266	1,352	149	494	413	6,211

CARD / TABLE GAMES

Table Games				
Game	Catoosa	Roland	WSS	Total
Poker	12	8	8	28
3-Card Poker	1	1	1	3
Prog. 3-Card Poker	2	1	2	5
Ult. Texas Hold'em	3	-	1	4
Progressive UTH	2	1	1	4
Blackjack	17	3	12	32
21 + 3	4	1	2	7
Roulette	3	-	2	5
Craps	1	-	-	1
Total	45	15	29	89