

Group: Marshal Service Month/Year of Report: Febuary 2018
Executive Director: Shannon Buhl Phone: 918-207-3800
Email: shannon-buhl@cherokee.org

1. Budget Highlights-Please Refer to Monthly Financial Report

2. Program Highlights for January:

<u>District 1 412 North</u>	<u>(District 2 412 South</u>
Information Report (10)	Information Report (13)
Warrants (2)	Warrants (5)
Other Agency Assists (13)	Other Agency Assists (68)
Warnings (7)	Warnings (22)
Citations (3)	Citations (1)
Alcohol/Drug Arrests (5)	Alcohol/Drug Arrests (3)
A&B/DV (1)	A&B/DV (1)
Burglary/Theft/Larceny (0)	Burglary/Theft/Larceny (3)
Sexual Assault (1)	Vandalism(1)
MVC (2) DUS (1)	Aggravated Assault (1)
Vandalism(1)	
Smoke shop Robbery (1)	

3. Special Operations:

- Dive (0)
- SWAT (0)
- Casino Requests (30)
- Task Force (48)

4. Accomplishments:

*New ALICE Instructors
Randy Catcher & Dennis Gourd
*10 Marshals completed Dignitary Protection
Mike Roach, Scott Craig, Mike Reese, Faron Pritchett, Joe rainwater, Chad McCarter, Brian Catcher, Daniel Mead, Erik Fuson, & Matt Laney

5. Security:

Security Violations (10)

Vehicle Assists (25)

Incident Reports (5)

6. Facilities:

Claremore (0)

Hastings (5) EDO

Redbird Smith (0)

Three Rivers (0)

Cooweescoowee Ocheleta (0)

Wilma P Mankiller (0)

7. Community:

Shawna Roach

*North Pole Project Computer giveaway: 7 Students were selected this year. 2 students from Sequoyah, 1 from Westville, 1 from Watts, 1 from Hulbert, 1 from Little Kansas, 1 and 1 from Vian.

*Active Shooter ALICE Training for Heritage Center

*RAD to Pryor First Baptist

Shawna Roach/Mike Roach

*Active Shooter ALICE Training to Jack Brown Facility

*Active Shooter ALICE Training to Sequoyah girl's Dorms

Franky Dreadfulwater

Schools:

Dahlongegah 7th/8th REAL Core Curriculum (10wks)

Various other Schools throughout area of patrol

(Request on topics of Bullying, texting, Drug Identifiers , ect)

24th Special Bullying presentation @ Belfonte School, 7th/8th

Community:

20th Bell School Robotics 31 School Tournament.

Community Building and Elder Nutrition Site visits..

15th thru 19th Marshal assist with Greasy Basketball Tournament

25th Special Awareness Presentation for Fairfield Church Leaders. (30)

8. Patrols:

District 1 093

District 2 231

Total 324



Cherokee Nation Tribal Council Rules Committee Report

Group: Cherokee Nation Election Commission

Administrator: Marcus Fears

Email: fears-marcus@cherokee.org

Phone: 918-458-5899

February 2018

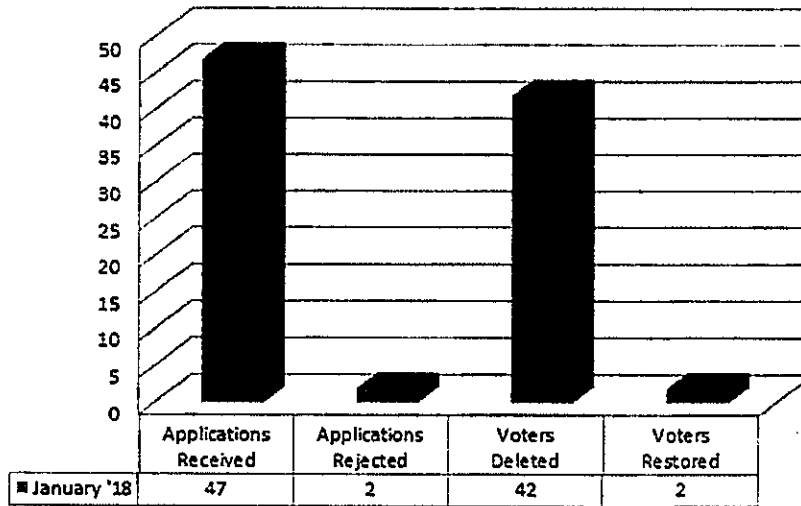
I. Budget Highlights

a.) FY 18 budget is being implemented for use in the 2018 fiscal year.

II. Program Highlights

a.) **Voter Processing:**

Voter Registration Statistics



b.) **Statistical Report:**

Detailed Statistical Data Attached

III. Accomplishments

a.) **Deceased/Relinquished Status:**

CNEC has stayed current with monthly Tribal Registration deceased and relinquished citizen listings.

b.) **Community and Service Meetings:**

When the Community and Service meetings resume, our primary focus as the Election Commission is to provide voter education, answer questions and register citizens to vote.

c.) **Election Preparation:**

The CNEC office is continuing to work and prepare for the 2019 election cycle. We have started by looking at the Election Timeline Calendar. We



Cherokee Nation Tribal Council Rules Committee Report

Group: Cherokee Nation Election Commission

Administrator: Marcus Fears

Email: fears-marcus@cherokee.org

Phone: 918-458-5899

will proceed month by month examining what takes place in that month of an election year. This month we are analyzing the events that will take place in February 2019 as well as updating the documentation with proper dates.

IV. Future Plans and Initiatives

- a.) Continue to update and correct voter's addresses in the Election Commission database.
- b.) CNEC staff is very much eager to attend upcoming Community and Service Meetings for 2018.
- c.) Continue to prepare for the upcoming 2019 Election.

Date Range: 01/01/2018 - 01/31/2018

Applications Received

Voter Registration Applications	47
Absentee Applications	0
Total	47

Registration Applications Rejected

Insufficient Address	0
No Roll Number	1
Not Signed	1
Under Age	0
Total	2

Deleted Registrations

Duplicate	25
Voter Deceased	16
Voter Relinquished	1
Total	42

Registration Status Changes

Deleted Restored	2
Total	2

Chronicle- Voter Registration by District and Precinct

2/1/2018 8:57 AM

<u>District</u>	<u>Precinct</u>	<u>Voters</u>
District No. 1	Hulbert	1,142
	Okay	293
	Tahlequah (1)	1,499
Total for District		2,934
District No. 2	Briggs	201
	Lowrey	218
	Tahlequah (2)	2,361
Total for District		2,780
District No. 3	Keys	762
	Tahlequah (3)	1,704
Total for District		2,466
District No. 4	Ft. Gibson	1,105
	Muskogee	513
	Warner	720
Total for District		2,338
District No. 5	Gore	296
	Sallisaw (5)	557
	Vian	1,133
	Warner	1
Total for District		1,987
District No. 6	Belfonte	117
	Marble City	174
	Muldrow	1,530
	Sallisaw (6)	1,384
Total for District		3,205
District No. 7	Cave Springs	279
	Chewey	90
	Stilwell (7)	2,582
	Westville (7)	775
Total for District		3,726
District No. 8	Bell	211
	Stilwell (8)	961
	Westville (8)	379
Total for District		1,551
District No. 9	Jay (9)	690

vr2120

District	Precinct	Voters
District No. 9	Kansas	1,263
	Kenwood	129
	Salina (9)	530
Total for District		2,612
District No. 10	Afton	574
	Grove	704
	Jay (10)	744
	Pryor (10)	529
	Salina (10)	198
	Spavinaw	147
Total for District		2,896
District No. 11	S. Coffeyville	428
	Vinita	1,703
	Welch	128
Total for District		2,259
District No. 12	Bartlesville	1,557
	Nowata	686
	Skiatook	111
Total for District		2,354
District No. 13	Catoosa	338
	Collinsville	968
	Tulsa	1,816
Total for District		3,122
District No. 14	Chelsea	526
	Claremore (14)	2,361
	Oologah	380
Total for District		3,267
District No. 15	Claremore (15)	792
	Locust Grove	856
	Pryor (15)	824
	Salina (15)	49
Total for District		2,521
At Large	At Large	29,158
Total for District		29,158
Grand Total		69,176



CHEROKEE NATION TRIBAL COUNCIL RULES COMMITTEE REPORT

Group: Tax Commission

Month/Year of Report: February, 2018

Group Leader: Sharon Swepston
Phone: 918-453-5377

E-mail: Sharon-swepston@cherokee.org

I. Budget Highlights

- a.) Please refer to the monthly financial report from Finance.

II. Program Highlights

a.) Motor Vehicle

1. Year to Date Motor Vehicle revenue for FY18 compared to FY17 as of December 31st 2017 & December 31st 2016, had an overall increase of 11.61%.
2. The month to month revenue comparison for December 2016 (FY17) compared to December 2017 (FY18) shows an increase of 9.73%.
3. The detail for all areas of revenue for motor vehicle is shown on the attached graphs.
4. FY18 new tags issued in the Extended Jurisdictional Boundary for October 627, November 574, December 609.

b.) Revenue and Taxation Division

1. Year to Date Revenue and Taxation (Tobacco) for FY18 compared to FY17 as of December 31st 2017 & December 31st 2016, had an overall increase of 1.91%.
2. A month to month revenue comparison for December 2016 (FY17) compared to December 2017 (FY18) shows an increase of 0.71%.
3. The detail for all areas of tax is shown on the attached graphs.

c.) Future Plans/New Initiatives

1. The next Tax Commission meeting is scheduled for March 28, 2018 at 4:30 pm in the CNTC Conference room.
2. The Veterans Sales Tax Exemption Cards have been mailed out to all qualified applicants. As of February 5, 2018 we have mailed out 333 Veteran Sales Tax Exemption Cards. CNE has implemented their upgraded system to process the new sales tax exemptions for Cherokee veterans.
3. We have received our report for December 2017 purchases and payment from the State of Oklahoma and rebates are scheduled to be distributed to the retailers by or before February 15, 2018.

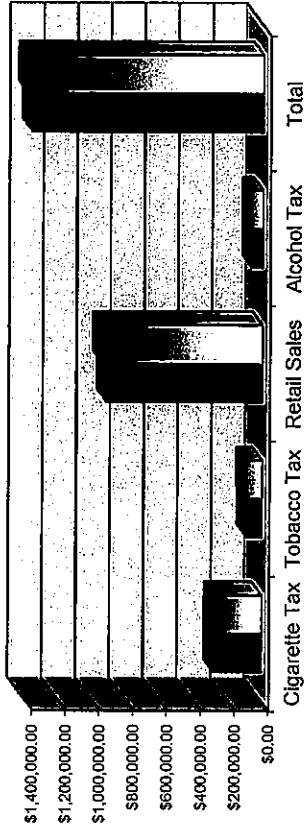


CHEROKEE NATION TAX COMMISSION

DECEMBER, 2017

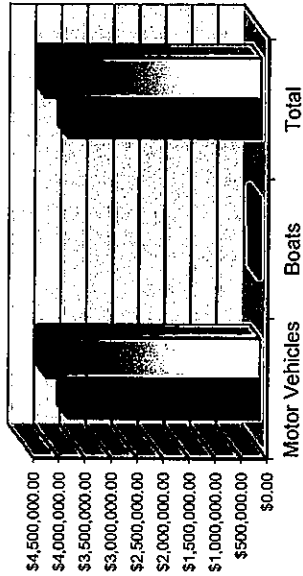
	Cigarette Tax	Tobacco Tax	Retail Sales	Alcohol Tax	Total
FY17	\$285,497.14	\$91,013.65	\$923,242.83	\$67,732.34	\$1,367,485.96
FY18	\$282,735.84	\$96,092.78	\$947,954.76	\$66,778.23	\$1,393,561.61
% of Change	-0.97%	5.58%	2.68%	-1.41%	1.91%

R & T Gross Revenue Comparison Year to Date



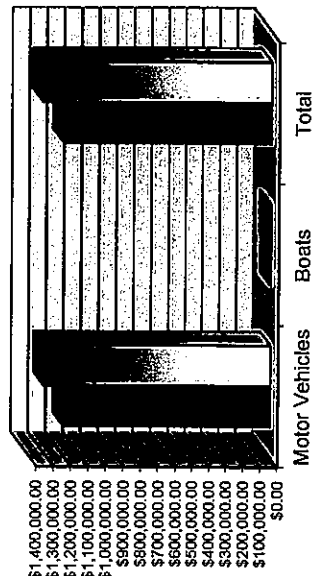
	Motor Vehicles	Boats	Total
FY17	\$3,694,384.98	\$27,043.68	\$3,721,428.66
FY18	\$4,101,668.56	\$51,820.75	\$4,153,489.31
% of Change	11.02%	91.62%	11.61%

MV Gross Revenue Comparison - Year to Date



	Motor Vehicles	Boats	Total
FY17	\$1,202,133.65	\$6,412.35	\$1,208,546.00
FY18	\$1,315,004.42	\$11,182.73	\$1,326,187.15
% of Change	9.39%	74.39%	9.73%

MV Gross Revenue Comparison - Month to Month



	Cigarette Tax	Tobacco Tax	Retail Sales	Alcohol Tax	Total
FY17	\$93,860.18	\$30,892.50	\$325,938.49	\$27,489.16	\$478,180.33
FY18	\$90,281.36	\$31,261.81	\$333,135.09	\$26,876.08	\$481,554.34
% of Change	-3.81%	1.20%	2.21%	-2.23%	0.71%

R & T Gross Revenue Comparison Month to Month



I. Budget Highlights – please refer to Monthly Financial Report.

Description of Budget exceptions: No budget exceptions to report.

II. Program Highlights

a. Self-Governance Advisory Committee (SGAC) (DOI) meetings and Tribal Self-Governance Advisory Committee (TSGAC) (IHS)


The Self Governance Director and General Counsel attended the quarterly meetings of the SGAC and TSGAC on January 23 through 25. DOI topics of discussion included status update on DOI reorganization, move of OST back to BIA with the exception of Appraisals which is being moved to another Bureau within DOI, committing Indian issues within DOI's Strategic Plan, imposing 638 on USDA and expanding Self-Governance into USDA through the Farm Bill, status on DOT Negotiated Rule Making, legislative updates, FY 2018, 2019 and 2020 budget status and updates. IHS topics discussed included the status of the IHS Director nomination/hearings, IHS strategic plan workgroup progress, Sanitation Deficiency System Guidance consultation, level of need funded workgroup process, CMS Medicaid work requirements, requirement on Tribal Consultations, payment deadline for Self-Governance funds, budget caps and sequestration impact on tribes, and reauthorization of Special Diabetes Program.

b. 2020 Budget Formulation and Unfunded Obligations Survey

The second part of the 2020 budget formulation process, Unfunded Obligations Survey, was completed and submitted to the BIA. The BIA consolidated all of the Tribes within the Region's unfunded Obligation Report and submitted to Headquarters. The Self Governance Director and General Counsel attended the Region's annual budget meeting on February 1. The top ten priorities as submitted by the tribes within the Region in order of priority are Indian Child Welfare Act, Social Services, Criminal Investigations and Police Services, Aid to Tribal Government, Welfare Assistance, Agriculture Program, RES Program, Tribal Courts, Scholarships and Adult Education, and Natural Resources.

c. USDA, Local Emphasis Area

The USDA notified us that our request for a Local Emphasis Area Designation for the Nation's Kenwood property where the loblolly pines are located has been approved and that we have been awarded \$100,000.00 to thin the pines in accordance with our Forest Management Plan approved by the BIA.



GWAY D3P L0L6D0D Dh00Lb
Cherokee Nation Gaming Commission

Director's Report

12 January 2018

2017 COMPACT FEE PAYMENTS

	State	Fair Meadows	OHRC	Sub-Total	YTD
Jan	\$ 994,249.20	\$ 56,521.19	\$ 206,179.79	\$ 1,256,950.18	\$ 1,256,950.18
Feb	\$ 1,377,829.72	\$ 56,471.18	\$ 216,547.14	\$ 1,650,848.04	\$ 2,907,798.22
Mar	\$ 1,566,675.07	\$ 56,221.16	\$ 235,661.31	\$ 1,858,557.54	\$ 4,766,355.76
Apr	\$ 1,358,857.25	\$ 56,187.83	\$ 217,486.90	\$ 1,632,531.98	\$ 6,398,887.74
May	\$ 1,373,201.62	\$ 56,221.16	\$ 217,013.77	\$ 1,646,436.55	\$ 8,045,324.29
June *	\$ 1,368,338.89	\$ 55,871.14	\$ 218,556.18	\$ 1,642,766.21	\$ 9,688,090.50
July	\$ 1,415,736.60	\$ 56,037.82	\$ 222,629.88	\$ 1,694,404.30	\$ 11,382,494.80
Aug	\$ 1,331,880.99	\$ 56,404.51	\$ 213,067.56	\$ 1,601,353.06	\$ 12,983,847.86
Sept	\$ 1,434,707.43	\$ 55,371.10	\$ 227,839.84	\$ 1,717,918.37	\$ 14,701,766.23
Oct	\$ 1,323,647.54	\$ 54,804.38	\$ 207,307.16	\$ 1,585,759.08	\$ 16,287,525.31
Nov	\$ 1,181,551.46	\$ 54,354.35	\$ 209,281.80	\$ 1,445,187.61	\$ 17,732,712.92
Dec	\$ 1,462,270.73	\$ 54,371.02	\$ 232,921.55	\$ 1,749,563.30	\$ 19,482,276.22
YTD Adj.	\$ -	\$ -	\$ -	\$ -	\$ 19,482,276.22
	\$ 16,188,946.50	\$ 668,836.84	\$ 2,624,492.88	\$ 19,482,276.22	

* Includes \$35,000 Annual Oversight Assessment Fee

NIGC Fee Payments	
March	\$ 75,225.80
June	\$ 75,225.80
September	\$ 75,225.80
December	\$ 78,013.87
TOTAL	\$ 303,691.27

Total Compact & NIGC Fee Payments \$ 19,785,967.49

COMPACT FEE PAYMENT SUMMARY

	State	Fair Meadows	OHRC	Sub-Total	LTD
2005	\$ 2,948,594.00	\$ 500,040.00	\$ 1,478,858.36	\$ 4,927,492.36	\$ 4,927,492.36
2006	\$ 7,629,889.06	\$ 1,788,222.63	\$ 7,238,117.75	\$ 16,656,229.44	\$ 21,583,721.80
2007	\$ 11,472,065.73	\$ 962,047.93	\$ 4,573,604.66	\$ 17,007,718.32	\$ 38,591,440.12
2008	\$ 11,656,274.15	\$ 765,407.17	\$ 3,457,394.08	\$ 15,879,075.40	\$ 54,470,515.52
2009	\$ 12,258,076.70	\$ 749,466.52	\$ 2,393,709.96	\$ 15,401,253.18	\$ 69,871,768.70
2010	\$ 12,530,548.89	\$ 654,902.38	\$ 2,245,073.51	\$ 15,430,524.78	\$ 85,302,293.48
2011	\$ 12,842,971.99	\$ 624,666.63	\$ 2,263,371.18	\$ 15,731,009.80	\$ 101,033,303.28
2012	\$ 13,191,133.21	\$ 635,500.83	\$ 2,429,283.07	\$ 16,255,917.11	\$ 117,289,220.39
2013	\$ 13,775,089.66	\$ 671,503.73	\$ 2,454,446.83	\$ 16,901,040.22	\$ 134,190,260.61
2014	\$ 13,491,207.55	\$ 694,488.92	\$ 2,468,666.10	\$ 16,654,362.57	\$ 150,844,623.18
2015	\$ 14,936,985.92	\$ 710,606.84	\$ 2,660,767.00	\$ 18,308,359.76	\$ 169,152,982.94
2016	\$ 15,320,619.36	\$ 696,172.36	\$ 2,664,645.01	\$ 18,681,436.73	\$ 187,834,419.67
2017	\$ 16,188,946.50	\$ 668,836.84	\$ 2,624,492.88	\$ 19,482,276.22	\$ 207,316,695.89
	\$ 111,795,850.94	\$ 8,046,246.74	\$ 31,002,525.50	\$ 207,316,695.89	

LICENSING SUMMARY

Location	Key Employee	PMO	Total
Catoosa	963	390	1,353
Catoosa - SS	8	1	9
CNGC	-	62	62
Corporate	84	120	204
Ft. Gibson	76	33	109
Grove	84	41	125
Ramona	73	42	115
Roland	229	99	328
Sallisaw	73	40	113
SCC	71	33	104
Tahlequah	115	65	180
WSS	415	163	578
TOTALS	2,191	1,089	3,280

VENDOR LICENSES

Entity	Class A	Class C	Exempt	Total
Companies	107	-		107
Individuals	819	-	-	819

GAMING MACHINES

Vendor	Catoosa	Cat SS	Ft. Gibson	Roland	Roland TP	Sallisaw	WSS	Ramona	Tahl.	SCV	Grove	Totals
CLASS II												
AGS	-	-	-	-	-	-	-	-	22	-	-	22
Bally	-	-	-	8	-	-	-	-	-	-	-	8
Cadillac Jack	20	-	6	8	-	-	-	-	8	-	-	42
Eclipse	-	-	-	-	-	-	-	-	27	-	-	27
GTAG/WMS	-	-	-	-	-	-	-	-	-	-	-	-
Multimedia	-	-	-	16	-	4	-	-	-	-	14	34
Nova	-	-	-	-	-	-	-	-	8	-	-	6
Rocket	20	-	-	-	-	-	-	-	-	-	-	6
VGT	929	52	212	320	33	107	604	188	141	126	143	2,855
Sub-Total	969	52	218	352	33	111	604	188	206	126	163	3,022
COMPACT												
AGS	58	4	22	31	4	10	32	19	4	14	22	220
Ainsworth	60	-	-	27	-	12	51	-	14	8	8	180
Aristocrat	128	10	30	44	-	6	119	24	11	16	31	419
Aruze	46	-	4	24	-	-	30	8	10	14	12	148
Bally	248	6	59	94	-	24	255	53	46	30	55	870
Cadillac Jack	10	-	-	-	-	-	6	-	-	-	-	16
IGT	460	3	77	117	14	59	292	57	71	34	79	1,263
Incredible Technologies	23	-	10	8	-	-	21	6	9	6	-	83
Konami	80	-	27	36	-	12	78	27	23	16	8	307
Multimedia	53	-	14	35	8	6	65	24	14	14	4	237
Nova	-	-	-	-	-	-	-	8	-	-	-	8
Speilo	20	-	4	14	-	-	17	6	-	-	-	61
VGT	-	-	-	-	-	-	-	-	-	-	-	-
WMS	176	7	14	66	6	15	54	34	5	22	15	414
Sub-Total	1,362	30	261	496	32	144	1,020	266	207	174	234	4,226
Grand Total	2,331	82	479	848	65	255	1,624	454	413	300	397	7,248
Class II	969	52	218	352	33	111	604	188	206	126	163	3,022
% of floor	41.57%	63.41%	45.51%	41.51%	50.77%	43.53%	37.19%	41.41%	49.88%	42.00%	41.06%	41.69%
Compact	1,362	30	261	496	32	144	1,020	266	207	174	234	4,226
% of floor	58.43%	36.59%	54.49%	58.49%	49.23%	56.47%	62.81%	58.59%	50.12%	58.00%	58.94%	58.31%
TOTAL	2,331	82	479	848	65	255	1,624	454	413	300	397	7,248

CARD / TABLE GAMES

Card & Table Games				
Game	Catoosa	Roland	WSS	Total
Poker	14	-	8	22
3-Card Poker	1	1	1	3
Prog. 3-Card Poker	1	-	-	1
Blazin' 7's	-	1	1	2
Mississippi Stud Prog	1	-	1	2
WPT Heads Up Hold	2	1	-	3
Progressive UTH	3	1	3	7
Blackjack	14	2	6	22
FreeBet Blackjack	3	1	1	5
21 + 3	5	1	4	10
Bonus Roulette	3	1	1	5
Bonus Craps	1	-	-	1
TOTAL	48	9	26	83

HUMAN RESOURCES

January 2018

NASON MORTON, EXECUTIVE DIRECTOR
Extension 5682

Human Resources is currently working on the revision of Cherokee Nation Human Resources Policies and Procedures (CNHRPP), Chapter III. As of January 29, 2018, the total number of Employees is 3618. Of those employees, 2980 are Cherokee and 260 are members of another Federally recognized tribe.

EMPLOYMENT

Processed	Monthly	YTD
Number of Employees Hired	58	58
% of Cherokees Hired	72	72
% of Indians Hired	14	14
# of Applications Received	331	331
# of Interview Panels Sent	82	82

COMPENSATION

Processed	Monthly	YTD
# of Terminations	29	29
# of Voluntary Terminations	23	23
# of Involuntary Terminations	6	6

BENEFITS

Processed	Monthly	YTD
Educational Reimbursement Requests	10	10
401(k) Distributions	62	62
401(k) Loans	22	22
401(k) Hardship	2	2
FMLA	51	51
COBRA	67	67
Short Term Disability	15	15

EMPLOYEE RELATIONS & DEVELOPMENT

Orientations/Trainings Presented	Monthly	YTD
Trainings Presented	30	30

RISK MANAGEMENT
January 2018
NASON MORTON, EXECUTIVE DIRECTOR
Extension 5682

CERTIFICATE OF OCCUPANCY:

- W.W. Keeler Complex 2nd Floor Addition – Temporary Certificate of Occupancy Issued

INSPECTIONS:

Life Safety Code and OSHA Regulation inspections were conducted on the below sites:

- Community Services Annex
- Shipping and Receiving Warehouse
- Building and Trades
- Tahlequah Food Distribution
- Roads Annex
- Roads Testing Lab
- Old Cherokee Gardens Building
- Catoosa ICW
- Election Commission
- Human Resources
- Benefits (HR Annex)
- Financial Resources
- Recycle Center
- CDC Toy Storage
- Facilities Storage Warehouse – Hwy 51
- North Storage Warehouse – Hwy 51
- Tahlequah Storage Warehouse – Hwy 51
- Community Youth Development – Hwy 51
- CNE Facility Shop – Hwy 51
- Loading Dock – Hwy 51
- Facilities Management Bldg. #2 – Hwy 51
- Tribal Facilities Admin. Bldg.
- Tribal Facilities Maintenance Shop
- Tax Commission
- Tahlequah CDC
- Tahlequah Tag Office
- TEC Building
- Southgate I
- John Ross Museum
- QI Pre-DNV Inspections – Scheduled for February and March

MEETINGS:

- New Health Center – Project and Sub. Contractor Meetings and Safety Inspections
- Health/Safety Facilities Meeting
- ECU Health Advisory Board Meeting
- Risk Management Roundtable – Captives
- Work Comp Update – Lathem/Wagoner
- CN Pavilion – Construction Meeting
- Stilwell Tribal Office – Sidewalk replacement
- Complex – South Entrance Construction
- Cort Mall Stair Project – Pre-Construction
- Three Rivers Clinic Parking Lot Re-Surfacing
- WW Hastings Inspection scheduled with Tribal First

Technical Assistance:

- Commutation Agreements – Meeting w/Broker
- Safety Information provided to ECU Parents– Fire Safety, and Severe Weather
- Fire Protection System Recommendation sent to Architect for New Health Center
- Pollution Policy Application completed for Renewal – Landfill
- Contract Review – FF&E for New Health Center
- Contract Review – multiple – insurance questions
- Claims Meeting – Property Casualty
- SDS Binder Information – SHS
- Back Safety Information – Hastings Hospital
- JBC – Research on Life Safety Codes
- Boiler Inspections with Hartford Steam and Boiler – Reports sent to Facilities
- Evac. Plan Update for all Cherokee County property location – to be provided to Tahlequah Fire Department
- Accident Investigations – Facilities, ECU, FRB, etc....

Trainings:

- TLJC Safety Trainings - Bloodborne/Back Safety/Fire Extinguisher
198 attendees
- Fire Extinguisher and Bloodborne – Jay Clinic – 90 attendees
- Safety Trainings scheduled for the following clinics:
 - Three Rivers
 - Salina
 - Sallisaw
 - Nowata
 - Vinita
 - Ochelata
 - Stilwell