

I. Budget Highlights – please refer to Monthly Financial Report

II. Program Highlights for February:

<u>District 1</u> <u>412 North</u> Information Report (1) Warrants (22) Other agency assists (41) Warnings (42) Citations (12) Alcohol/Drug Arrests (10) Alcohol/Drug Reports (2) Unauthorized Use M/V (1) Burglary (1) Resisting Arrest (2) Assault & Battery (2) Child Endangerment (1) KCSP (1)	<u>District 2</u> <u>412 South</u> Information Report (13) Warrants (17) Other agency assists (60) Warnings (30) Citations (21) Alcohol/Drug Arrests (5) Alcohol/Drug Reports (4) Larceny (2) Child Neglect (1) Runaway (2) D/V (1) Vandalism (2) Auto Theft (2) Trespassing (1) Arson (1) Leaving the Scene of Accident (1) OMFP (1)
---	--

III. Special Operations

- Dive (0)
- Swift water (0)
- SWAT (1)
- Task Force Arrest (0)

IV. Accomplishments

- Franky Dreadfulwater, Clay Troutman, Joshua Smith SRO Training
- Cecelia Muskrat, Tonya Hunter Community NIWRC
- Shannon Buhl, Danny Tanner IACP Indian Country

V. Security

- Security Violations (18)
- Vehicle Assists (18)
- Incident Reports (3)

NAHASDA:

Dist I: 224
 Dist II: 619
 Total: 843

**COUNCIL OF THE CHEROKEE NATION
RULES COMMITTEE REPORT**

Group: Election Commission

Month/Year of Report: February 2013

Group Leader:

Phone: 458-5899

E-mail: election-commission@cherokee.org

I. Budget Highlights

- a.)
- b.)
- c.)

II. Program Highlights

a.) Balanced Scorecard Measures

- 1. n/a
- 2.
- 3.

b.) Accomplishments

- 1. Agreed to let At Large candidates file by mail
- 2. Absentee Ballot request opens
- 3. Relinquished current through 2/28/2013

c.) Future Plans/New Initiatives

- 1. Candidate filing period
- 2. Complete conversion of new software
- 3. Complete precinct locations



CHEROKEE NATION TRIBAL COUNCIL RULES COMMITTEE REPORT

Group: Tax Commission

Month/Year of Report: March, 2013

Group Leader: Sharon Swepston

Phone:

E-mail: Sharon-swepston@cherokee.org

I. Budget Highlights

- a.) Please refer to the monthly financial report from Finance.

II. Program Highlights

a.) Motor Vehicle

1. Year to Date Motor Vehicle revenue for FY13 compared to FY12 as of January 31st, had an overall increase of 7.05%.
2. The month to month revenue comparison for January 2012 (FY12) compared to January 2013 (FY13) shows an increase of 4.85%.
3. The detail for all areas of revenue for motor vehicle is shown on the attached graphs.
- 4.

b.) Revenue and Taxation Division

1. Year to Date Revenue and Taxation (Tobacco) for FY13 compared to FY12 as of January 31st, had an overall decrease of 2.32%.
3. A month to month revenue comparison January 2012 (FY12) compared to January 2013 (FY13) shows an increase of 0.05%.
3. The detail for all areas of tax is shown on the attached graphs.
- 4.
- 5.

c.) Future Plans/New Initiatives

1. The next Tax Commission meeting is scheduled for March 13, 2013 at 4:30 pm in the CNTC Conference room.
2. We are working with CNE on a process for implementation of the new tax exempt legislation for Cherokee veterans. We will keep you updated on the progress of the implementation.
- 3.
- 4.
- 5.

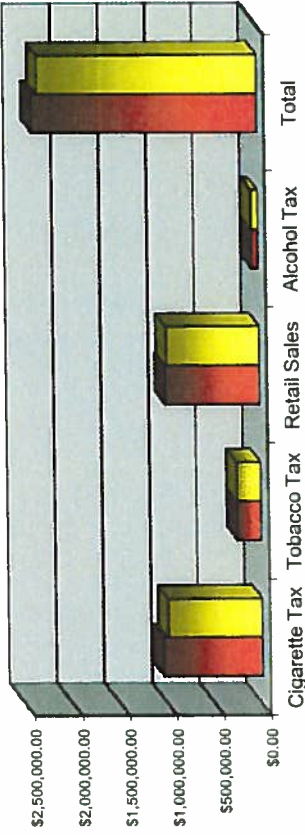


CHEROKEE NATION TAX COMMISSION

JANUARY 2013

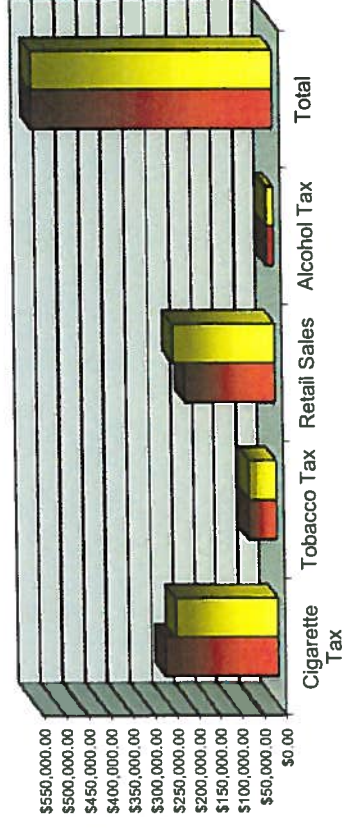
	Cigarette Tax	Tobacco Tax	Retail Sales	Alcohol Tax	Total
FY12	\$1,050,381.02	\$252,036.30	\$1,005,831.19	\$73,746.77	\$2,381,995.28
FY13	\$1,003,759.83	\$254,258.05	\$994,292.86	\$74,460.35	\$2,326,771.09
% of Change	-4.44%	0.88%	-1.15%	0.97%	-2.32%

R & T Gross Revenue Comparison Year to Date



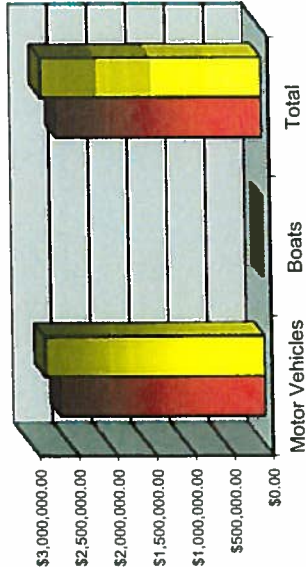
	Cigarette Tax	Tobacco Tax	Retail Sales	Alcohol Tax	Total
FY12	\$257,972.14	\$63,487.27	\$206,826.38	\$17,168.11	\$545,453.90
FY13	\$234,257.63	\$60,475.09	\$234,257.63	\$16,730.05	\$545,720.40
% of Change	-9.19%	-4.74%	13.26%	-2.55%	0.05%

R & T Gross Revenue Comparison Month to Month



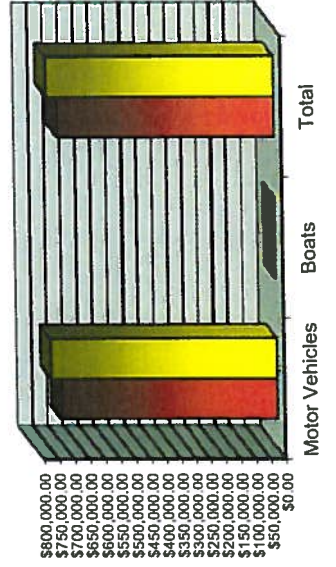
	Motor Vehicles	Boats	Total
FY12	\$2,625,352.63	\$17,402.54	\$2,642,755.17
FY13	\$2,813,024.10	\$16,055.67	\$2,829,079.77
% of Change	7.15%	-7.74%	7.05%

MV Gross Revenue Comparison - Year to Date



	Motor Vehicles	Boats	Total
FY12	\$713,724.21	\$2,669.78	\$716,393.99
FY13	\$747,024.89	\$4,083.20	\$751,108.09
% of Change	4.67%	52.94%	4.85%

MV Gross Revenue Comparison - Month to Month



Group: Government Resources Month/Year of Report: February/March 2013 3/12/13

Group Reporter: Vickie Hanvey Phone: 918-453-5391 Email: vhanvey@cherokee.org

I. Budget Highlights – please refer to Monthly Financial Report

Description of Budget exceptions: No budget exceptions to report. Government Resources, including Evaluation and Compliance, Self Governance and Grants Administration, is operating at 50% staffing.

II. Program Highlights

a. In brief:

1. **HUD Office of Inspector General:** OIG staff completed a review of NAHASDA ARRA funding and submitted to the Nation a draft report on February 4, with a request for responses by February 19, 2013. The report results were that the Nation generally administered its Recovery Act funds according to requirements, there were three recommendations.
2. **PL102-477:** Feb 6, participated in the 477 workgroup meetings with OMB, HHS, DOI and DOL to address the reporting and auditing issues.
3. **NAIHC-** Feb 11, participated in the National American Indian Housing Council meetings and legislative day in Washington, DC primarily covering NAHASDA reauthorization.
4. **DOI Budget Formulation:**
 - Feb 12, participated in the EORO budget meeting with all tribes in the Muskogee regional office. Vickie Hanvey, Cherokee Nation was voted as the TIBC representative for the large tribes. Greg Pitcher, Shawnee Tribe was voted as the TIBC representative for the small tribes.
 - March 1, Clint Hastings prepared written testimony for Muskogee region. Coordinated with EORO and Chickasaw Creative Services to produce a video for Tribal Interior Budget Committee meeting scheduled for March 21.
5. **Veterans Affairs:** Met with VA officials to discuss MOU negotiations tentatively scheduled for June 2013. This agreement would allow the Nation to receive reimbursements from VA for eligible services provided to veterans. The CN OSG will be submitting a letter of intent in the near future.
6. **NCAI Executive Session:** Some of the major topics covered included VAWA, Inter-Tribal Organization Tax Initiative, NAHASDA, sequestration, etc. Attended various NCAI meetings including NAHASDA task force for reauthorization.
7. **HHS Consultation:** Ms. Hanvey represented CN at the HHS Consultation with Secretary Sebelius. Written testimony is in process of submission. ACA implementation, sequestration and budget issues were among the topics of discussion.
8. **Washington DC Meetings:**
 - Congressman Mullin: Met with legislative assistant regarding NAHASDA reauthorization.
 - DOI: Met with Tommy Thompson, Director of Budget Mgmt
 - HUD: Met with Rodger Boyd, Deputy Assistant Secretary
 - Cornerstone Govt Affairs: Briefing from Cornerstone staff, discussed SG issues
9. **Contract Disputes Act Claims – IHS CSC:**
 - Updates from Lloyd Miller included as handouts. The Nation could possibly engage in discussions with IHS beginning this summer.
10. **Coalition FOIA Appeal with IHS:**

- In October 2012 a complaint was filed in District Court of DC for declaratory and injunctive relief under the FOIA to remedy the refusal of the IHS to produce documents depicting agency contract support cost (CSC) data compiled by the agency.
- This case has been dismissed.

11. DOI Negotiations:

- The Nation expects to schedule negotiations for a new MFA in June 2013.
- Agreement with DOI to address issue of Delaware funding through the CN compact.

12. Center for Native American Youth: Attended Champions for Change Reception where Cierra Fields, a Cherokee youth from Ft Gibson was recognized.

b. ARRA:

Reporting/Training:

1. Reporting to FederalReporting.gov.

- Responded to various emails and comments from agencies regarding reports submitted.
- 2012 Qtr 4 ARRA Section 1512 reports completed. See 12/31/2012 ARRA Summary for details.

Program Updates:

2. Met with various programs and administration regarding status of various ARRA projects.

- HUD OIG review completed on NAHASDA ARRA.

c. Brief on future plans/any new initiatives

IHS:

1. Funding Allocation Analysis 2012
2. Update of IHS Carryover analysis.
3. Analysis and review of Area and Headquarters funding tables.
4. Review of the IHS CSC Shortfall report data.

DOI:

5. Working with EORO to close grants/contacts out of P638 system.
6. Real Estate Services to be incorporated into TDE project.
7. Update of DOI Carryover analysis.
8. PL102-477: A National workgroup has been assembled to address the reporting and auditing issues raised by HHS. Officials from OMB, DOI, HHS and DOL and tribal representatives continue to meet. Tribes are addressing these issues both administratively and legislatively.

Other SG Participation:

9. TIBC EORO Representative
10. National DOI Tribal Data Management pilot project.
11. National Title VI workgroup to further SG within HHS.
12. National Title IV workgroup with DOI SGAC.
13. National DOI CSC workgroup.
14. National DOI Funding Formula Matrix workgroup for SGAC.
15. Oklahoma SG Coalition representation of SG issues specific to Oklahoma.

d. Announcements

e. Other

1. Attend meetings as a Member of the Policy Council serving the Early Childhood Unit HeadStart Program.
2. Participate in regular meetings of the Strategic Budget Committee and assist in the review of budget proposals in an advisory capacity.



ᑭᑭᑦᑭ ᑤᑭᑦ ᑭᑭᑭᑭᑭᑭ ᑤᑭᑭᑭᑭᑭ
Cherokee Nation Gaming Commission
Director's Report
13 March 2013

Gaming Commission

- ∞ A new employee, Kristin Walker, started this month as a Licensing Clerk.

Cherokee Nation Entertainment

- ∞ Ft. Gibson and Ramona experienced failures of their respective surveillance systems, the cause of which was faulty equipment. I have staff looking at the other locations to see when the last inspection of the equipment was performed and if we may expect any more failures.

National Indian Gaming Commission

- ∞ The NIGC will be hosting a consultation meeting at the Hard Rock Casino on Friday, 15 March 2013. The purpose of the meeting is to listen to feedback from tribes over their recent changes to the background investigation and licensing requirements.

Other Events

- ∞ The Indian Tribal Government division of the IRS published an article in their January newsletter regarding Revenue Ruling 2012-18, which provided guidance to employers on taxes on tips and a differentiation between a "tip" and a "service charge." The article and Ruling were provided to CNE for their review and possible use in revising their associated tip policies and

procedures.

2013 COMPACT FEE PAYMENTS

	State	Fair Meadows	OHRC	Sub-Total	YTD
Jan	\$ 821,790.13	\$ 56,504.52	\$ 183,955.27	\$ 1,062,249.92	\$ 1,062,249.92
Feb	\$ -	\$ -	\$ -	\$ -	\$ 1,062,249.92
Mar	\$ -	\$ -	\$ -	\$ -	\$ 1,062,249.92
Apr	\$ -	\$ -	\$ -	\$ -	\$ 1,062,249.92
May	\$ -	\$ -	\$ -	\$ -	\$ 1,062,249.92
June	\$ -	\$ -	\$ -	\$ -	\$ 1,062,249.92
July	\$ -	\$ -	\$ -	\$ -	\$ 1,062,249.92
Aug	\$ -	\$ -	\$ -	\$ -	\$ 1,062,249.92
Sept	\$ -	\$ -	\$ -	\$ -	\$ 1,062,249.92
Oct	\$ -	\$ -	\$ -	\$ -	\$ -
Nov	\$ -	\$ -	\$ -	\$ -	\$ -
Dec	\$ -	\$ -	\$ -	\$ -	\$ -
YTD Adj.	\$ -	\$ -	\$ -	\$ -	\$ -
	\$ 821,790.13	\$ 56,504.52	\$ 183,955.27	\$ 1,062,249.92	

NIGC Fee Payments	
March	\$ -
June	\$ -
September	\$ -
December	\$ -
TOTAL	\$ -

Total Compact & NIGC Fee Payments	\$ 1,062,249.92
--	------------------------

COMPACT FEE PAYMENT SUMMARY

	State	Fair Meadows	OHRC	Sub-Total	LTD
2005	\$ 2,948,594.00	\$ 500,040.00	\$ 1,478,858.36	\$ 4,927,492.36	\$ 4,927,492.36
2006	\$ 7,629,889.06	\$ 1,788,222.63	\$ 7,238,117.75	\$ 16,656,229.44	\$ 21,583,721.80
2007	\$ 11,472,065.73	\$ 962,047.93	\$ 4,573,604.66	\$ 17,007,718.32	\$ 38,591,440.12
2008	\$ 11,656,274.15	\$ 765,407.17	\$ 3,457,394.08	\$ 15,879,075.40	\$ 54,470,515.52
2009	\$ 12,258,076.70	\$ 749,466.52	\$ 2,393,709.96	\$ 15,401,253.18	\$ 69,871,768.70
2010	\$ 12,530,548.89	\$ 654,902.38	\$ 2,245,073.51	\$ 15,430,524.78	\$ 85,302,293.48
2011	\$ 12,842,971.99	\$ 624,666.63	\$ 2,263,371.18	\$ 15,731,009.80	\$ 101,033,303.28
2012	\$ 13,191,133.21	\$ 635,500.83	\$ 2,429,283.07	\$ 16,255,917.11	\$ 117,289,220.39
2013	\$ 821,790.13	\$ 56,504.52	\$ 183,955.27	\$ 1,062,249.92	\$ 118,351,470.31
	\$ 85,351,343.86	\$ 6,736,758.61	\$ 26,263,367.84	\$ 118,351,470.31	

LICENSING SUMMARY

Location	Key Employee	PMO	Operational	Total
Roland	151	88	59	298
Ramona	96	39	41	176
Catoosa	877	314	530	1,721
Catoosa - SS	8	2	-	10
WSS	406	159	229	794
Tahlequah	129	63	35	227
Sallisaw	69	31	28	128
Ft. Gibson	92	23	35	150
WRD	69	28	33	130
Corporate	121	147	5	273
CNGC	-	58	-	58
Toby Keith	-	-	80	80
CN Day Worker	-	-	51	51
TOTALS	2,018	952	1,126	4,096

VENDOR LICENSES

Entity	Class A	Class B	Class C	Exempt	Total
Companies	74	77	1	34	186
Individuals	489	156	3		648

GAMING MACHINES

Vendor	Catoosa	Cat SS	Ft. Gibson	Roland	Sallisaw	WSS	WSS SS	Ramona	Tahl.	Totals
CLASS II										
AGS	20	-	10	17	6	34	-	4	12	103
VGT	956	52	273	276	104	453	93	297	174	2,678
Sub-Total	976	52	283	293	110	487	93	301	186	2,781
COMPACT										
Ainsworth	-	-	-	-	-	6	-	-	-	6
Aristocrat	79	10	8	6	-	80	-	12	4	199
Aruze	12	-	12	-	-	-	-	6	-	30
Atronic						8				8
Bally	292	6	32	73	27	127	18	44	44	663
IGT	594	5	75	158	88	368	24	52	110	1,474
Konami	79	-	16	22	12	60	6	32	16	243
Multimedia	20	-	14	4	-	23	-	10	10	81
Lightning	6	-	-	3	-	6	-	-	-	15
Nova	9	-	-	-	-	-	-	-	9	18
Speilo	5	-	-	-	-	-	-	-	-	5
T3	-	-	-	-	-	27	-	-	-	27
Tablemax	-	-	-	5	-	-	-	-	-	5
WMS	303	9	51	63	29	136	8	37	42	678
Sub-Total	1,399	30	208	334	156	841	56	193	235	3,452
Total	2,375	82	491	627	266	1,328	149	494	421	6,233
Class II	976	52	283	293	110	487	93	301	186	2,781
% of floor	41.09%	63.41%	57.64%	46.73%	41.35%	36.67%	62.42%	60.93%	44.18%	44.62%
Compact	1,399	30	208	334	156	841	56	193	235	3,452
% of floor	58.91%	36.59%	42.36%	53.27%	58.65%	63.33%	37.58%	39.07%	55.82%	55.38%
TOTAL	2,375	83	492	627	266	1,328	150	495	421	6,233

CARD / TABLE GAMES

Table Games				
Game	Catoosa	Roland	WSS	Total
Poker	12	8	8	28
3-Card Poker	1	-	-	1
Progressive 3-Card Poker	2	1	1	4
Ult. Texas Hold'em	2	-	1	3
Progressive UTH	2	1	2	5
Blackjack	18	3	11	32
21 +3	4	1	3	8
Roulette	3	-	2	5
Craps	1	-	-	1
Total	45	14	28	87