



Cherokee Nation Tribal Council Health Committee Report

Claremore Indian Hospital

Month/Year of the report: November 2012

George L Valliere 918-342-6200

Email: george.valliere@ihs.gov

Accomplishments:

- **Staffing:** Hired Dr. Kelly Davis – Internal Medicine. Still recruiting ER Physicians.
- **Visits:** Outpatient visits for November down 1.1% over the same period the previous year.
- **Revenues:** Revenues for FY2013 increased 7.4% over the same period the previous year.

Future Plans / New Initiatives:

- New Services:
 -

Workload:

Actual numbers/month

Outpatient visits down	1.1%	21,317
Dental visits up	6.4%	984
Admissions down	1.7%	57
Newborns down	25%	15
New charts down	10.7%	324
Reactivated Charts down	2.0%	251

These statistics are compared to FY2012 statistics for the same time period. (November)
 Occupancy rate for November 2012: 19%

Third Party Collections:

November collections

Medicare:	\$ 251,159.19
Medicaid:	321,383.12
Private Insurance:	<u>491,913.33</u>
	\$ 1,064,455.64

Year-to-date collections for FY 2013: \$ 3,309,629.52

Amount billed for November 2012: \$ 2.24 million

Collections are up compared to FY2012 collections for same time period. \$ 230,497.76


Percentage of account receivables pending for claims > 120+ days: 6%

CHS Activities:

November cases

Funded:	525 cases:	\$ 992,154.47
Denials:	94 cases:	\$ 119,450.00
Deferred:	349 cases:	\$ 216,130.00

Files to Committee 1163



100 South Bliss Avenue, Tahlequah, OK 74464
918-458-3100

Memorandum

To: Connie Davis
cc: Sohail Khan
From: Brian Hail
Date: December 4, 2012
Subject: November 2012 Executive Summary for W.W. Hastings Hospital

On November 1st and 2nd, I attended the Oklahoma Hospital Association (OHA) Annual Convention in Oklahoma City and the American College of Healthcare Executives (ACHE) education session that focused on improving patient safety and eliminating errors.

In anticipation of LodgeNet becoming active, I participated in the filming of a welcome video to be shown to patients being admitted to W.W. Hastings Hospital.

On November 15, 2012, a gas line was struck by a track hoe operated by Admire, a contractor for Cherokee Nation Environmental Services, during removal of an underground diesel fuel tank. Emergency Services responded promptly, Boone Street was cordoned off and the gas was shut off during repair of the gas line. The line was repaired without incident, the tank was successfully removed and the hole filled in. This diesel fuel tank was being removed as part of remediation on the part of Indian Health Services (IHS) process of turning over Hastings to Cherokee Nation.

On November 16, 2012, we hosted Dr. Matt Silva and his wife, Dr. Katrina Silva in hopes of recruiting both these physicians to our facility. Dr. Matt Silva is a general surgeon that can perform ERCP procedures which are needed in Tahlequah. Dr. Katrina Silva is a radiologist and would be able to provide onsite radiology services which are greatly needed and in demand by our providers.

In an effort to better serve our patients, we met with Todd Gourd from Mobility Plus, Cherokee Nation Businesses durable medical equipment (DME) company, on November 16th and discussed opportunities for increasing utilization of Mobility Plus for patients in need of DME.

Palladian Muscular Skeletal Health representatives, Dr. John Gillespie, M.D., and Adam Dunning, their Senior VP and Chief Information Officer, visited our facility on November 27, 2012 as part of an effort within Contract Health Services to better serve patients suffering from low back pain.

In anticipation of full implementation of our newly revised Professional Appearance policy, direct patient care units have been selecting designated colors for scrub uniforms that will provide our patients with a means of identifying care providers.

On November 28, I attended the Interpersonal Skills course as part of the Passport Employee Development.

If you have any questions or comments, I will be available for questions.

CN WW Hastings Hospital Dental Health Services Report– Stephen Jones Senior Dental Director– November 2012

Dental Health Services Report

For the month of November 2012 Cherokee Nation Dental Clinics report the following:

- 1032 New Patient Exams – These are exams for patients that are new to our system or have been previously treated and completed and are returning for a check-up.
- 1337 Emergent Care Patients Seem – These are patients seen for emergency care only.

- 478 Patient were completed – All treatment recommended by the dentist was completed.
- 50 Patients were referred for Dentures or Partials – (Fuel Tax Contact Services)
- 45 Patients were referred for Contracted services we could not provide. (Contract Health Funds)
- 233 Diabetic patients were identified and seen as a priority for Exams.
- 1862 Sealants were placed on children – This is part of our prevention services.
- 571 Children had Fluoride Varnish applied to the teeth at their respective Schools or Headstart programs

Current Projects:

- Attending the Community meetings to answer questions and to become more visible so we can educate our Native American population as to services and access availability to Dental Clinics in their respective areas.
- Vinita Dental Clinic is open and continuing to see an increased number of patient interests in services. We are working on increasing access to patients as our appointments are limited due to the small staff at this time.
- Working to get our Electronic Dental Record (EDR) upgrade finished this will allow better accounting and billing as well as improve documentation with direct patient care.
- Our Headstart Fluoride and Sealant programs are underway. We are currently visiting the schools and busing some children to our clinics to provide the preventive services. We have done approximately 206 Headstart Dental Screenings this month

We are continuing to move forward to make our Dental Program better and more efficient and competitive to achieve our goal of being “The patient’s first choice not a last choice” for dental services.

Respectfully,

R. Stephen Jones D.D.S.

Senior Dental Director

Cherokee Nation Health Services

Health Program reports–

- **Wilma P. Mankiller Health Center** – Immunizations rates for children 0-27months is 83%. Ideal glycemic control is at 37% of diabetic patients. Cycle time tracking (toe in toe out, including the pharmacy) is 78 minutes. The customer satisfaction rate is 74%.
- **A-Mo - Salina Community Clinic** – Kathy Holcroft is the new QM nurse. Immunizations rates for children 0-27months is 91%. Ideal glycemic control is at 45% of diabetic patients. Cycle time tracking (toe in toe out, including the pharmacy) is only 56 minutes. The customer satisfaction rate is 93%.
- **Redbird Smith Health Center** – Clinic remodel changed direction of proposed redesign of Main Clinic Building. An addition to the Annex has also been proposed and the staff is meeting to discuss on how the possible new space will be planned to meet our existing needs. Tribal Councilors held a Community Meeting at Blue Ribbon Downs to discuss the future Clinic expansion and other issues that are of concern to their constituents. RSHC PHN provided Blood Pressure checks for those in attendance. PHN also provided Flu shots and were extremely well received by attendees of the meeting. RSHC Dental was also at the meeting, they provided tooth brushes and tooth paste. Dental also had informative videos available for diabetics. Staff continues to work out of the RSHC Annex from the relocation from the main facility. All services remain to be offered, with the exception of Dental. HPDP continues to work part-time in Sallisaw and part-time in Tahlequah HPDP office. The Nutrition and Radiology Staff have continued to rotate days working in the Muskogee Clinic. Immunizations rates for children 0-27months is 87%. Ideal glycemic control is at 41% of diabetic patients. Cycle time tracking (toe in toe out, including the pharmacy) is not reported. The customer satisfaction rate is not reported.
- **Sam Hider Jay Clinic** –The clinic staff hosted diabetic shoe clinic, CDIB registration, diabetes sessions, and six flu clinics. Immunizations rates for children 0-27months is 100%. Ideal glycemic control for this cycle is 41%. Cycle time tracking (toe in toe out, including the pharmacy) is 81 minutes. The customer satisfaction rate is 78%.
- **Three Rivers Health Center** – Cindy Martin presented supply and demand training for Clinic Administration staff after AEC meeting in Tahlequah. Tasha Sandersfield, Nurse Practitioner joined TRHC provider staff replacing Matt Lee. Three Rivers Health Center held Comprehensive Patient Care Initiative (CPCi) kick-off meeting with staff. Overview of program was covered and guest speakers included Rhonda Cochran, Regional Clinic Director, Dr. Douglas Nolan, Medical Director from WWH, Dr. Roger Montgomery, Medical Director for

Cherokee Nation Health Services and Tara Ritter, CPCi coordinator for Cherokee Nation Health Services. Dr. Jamie Evans, TRHC Medical Director and myself also presented. We are also in the process of interviewing for another mid-level position at TRHC. Dr. Roper will be leaving TRHC and we are recruiting for her position as well. Immunization rate for children 0-27months is 88%. Ideal glycemic control is at 49% of diabetic patients. Cycle time tracking (toe in toe out, including the pharmacy) is 71 minutes. The customer satisfaction rate is 86%.

CN W.W. Hastings Hospital– November report

Announcements

- Pharmacy lost three pharmacists in November 2012 with one of the three transferring to Three Rivers Health Center. Our employee Thanksgiving Dinner was held on November 15, 2012 during which leadership within the hospital served Thanksgiving lunch to our staff and patients. The Comprehensive Patient Care Initiative was kicked off at Hastings on November 7, 2012 with a luncheon that also served to welcome several new providers to Cherokee Nation Health Services.

Achievements

Three of our Commissioned Corps officers deployed to support recovery efforts in the aftermath of Hurricane Sandy.

Dr. Michele Speed, DDS, was recognized by the Cherokee Nation Early Childhood Unit as the Child Advocate of the Year in recognition of her efforts with dental health for school age children in our community.

Volume of Services

The Hastings Emergency Department treated 3,619 patients in November and experienced a Left without Being Seen (LWOBS) rate of 2.8% which is less than our goal of 3%.

- Hastings Surgical Services performed 266 procedures in November which is the fewest number of cases performed during 2012; this decrease in volume is largely attributable to surgeons being out this month. Again this month, we achieved a decrease in our waiting list for a colonoscopy to 1,071 patients. Additionally, the average room turnover time for our major procedures was 25 minutes which is less than our goal of 30 minutes for major procedures; the average turnover time for a minor procedure was 14.6 minutes.
- Unprecedented volumes of prescriptions were filled on November 13 and November 26 with our Pharmacy Services processing over 3,000 prescriptions on each of these days.
- **Diabetes program**– Diabetes Program Director, Dr. Melissa Adams, Chief of Podiatry, Dr. David Garrett, DPM, staff representatives from Health Contracts, and Acquisitions Management heard presentations on November 7th from vendors who submitted proposals in response to the diabetic footwear contract RFP. The Diabetes Program Director and Diabetes Program RN and Dietitian at Hastings met with a committee of clinical staff at Hastings on November 5th and 8th to complete plans for an educational campaign for staff and patients prior to the roll-out of U-500 insulin. The date for roll-out has been changed from November 1st to January 2nd to allow adequate time for training. Policy, process, and materials developed by the committee will be submitted to MEC in December for input and approval. The Cherokee Nation Diabetes Self-Management Education Programs at Salina and Stilwell were notified on November 15th that they have been re-accredited for another 4 years by the American Association of Diabetes Educators. The continuation application for the Special Diabetes Program for Indians (SDPI) Community-Directed Grant Program was submitted on November 28th. Interviews were conducted for a Diabetes Program RN case manager for Sallisaw on November 28th and 29th and a selection was made. A workgroup met at Hastings on November 29th to develop a reliable process for ensuring that iCare training in RPMS is provided in a standardized manner and on a regular basis to RN case managers and other interested staff at all facilities. The plan agreed upon is to bring the IHS trainer to Tahlequah to train super-users in iCare, who will help staff at their facilities with iCare use and who will take turns conducting iCare training on a quarterly basis at the computer lab in Tahlequah. Kathy Holcroft will coordinate the trainings. 82 patients attended the Diabetes Self-Management Education classes in November.
- **Diabetes Prevention Program (DPP)** – November 1, we kicked off the National Diabetes Month with a Walk and Food Drive, 130 participants. The DPP completed sessions 11-15 with Group 22 Sallisaw class. 8 participants. To date, 1 participant has met their 7% weight loss goal. Sessions 7-12 completed, Group 23 one-on-one class with Karen, Sessions 6-9 completed, Group 23 one-on-one class with Tonya **Cancer Program** – The program served 294 women served (Clinical Breast Exam, Mammograms, Ultrasound, Pap smear, HPV testing, Colposcopy with biopsy) during the month of October at a cost of \$31,770. **Comprehensive Cancer Program (CCC program)** Peggs Public School in Cherokee County has implemented a 24/7 smoke free policy. Greg Bilby, Public Health Educator gave presentations to the Senior Housing Health Fair in Claremore, the Tulsa Early

Childhood Unit Conference and Indian Capital Technology Center on the dangers of second hand smoke and the dangers of commercial tobacco use. He had a total of 105 participants. Greg presented the Tobacco Tour I Pryor and had a total of 1,171 students. Cancer survivor Ronnie Trenton also presented. The Tobacco Tour is designed to educate to community and school members about the dangers of commercial tobacco use. Greg also facilitated the Native American Circle of Hope Survivor group meeting. Greg attended a Cherokee Nation community meeting in Dewey, OK. 135 community members were present. Greg set up an educational table and displayed information on prostate, lung, and colon cancer. CCC staff worked on a Public Service Announcement filmed at the Thompson House regarding Traditional Cherokee Foods. CCC Program and staff partnered with CN Communications Department to assist with the making of the PSA. Air date has not been announced. Regularly scheduled CCC meetings, teleconference calls, and webinars were attended. **Cancer Registry**– submitted an abstract for the presentation at the annual meeting National Cancer Registrar association. The registry now has complete cancer data on 5,848 clients. Lung, Breast and kidney cancers are the top three sites in our population.

- **WIC program**– served 7,643 clients and spent \$403,991 on these services. The program also promotes Breastfeeding and it served 195 clients during November.
- **CN Emergency Medical Service**– handled **346 calls**, of those 135 required emergency transport, 110 were transferred. In addition program provided EMS training to 637 participants of those 440 were Native Americans.
- **Behavioral Health Services**– Behavioral Health provided **1,126 patient visits** at the Tahlequah and CIH sites only. Provided training for community organizers for our NIAAA project to work with in mobilizing their communities to address underage drinking. All grants are in compliance in terms of reporting to granting agencies. Dr. Boyd attended a meeting for tribal grantees for our PREP grant, which focuses on underage pregnancy prevention. We learned more about the expected evaluation from the granting agency, which will help us, work with the CN IRB to ensure this sensitive topic is handled appropriately when gathering data.
- **Jack Brown Center**–The JBC currently has 18 residential clients and an additional 13 clients on the waiting list. Staff offered educational sessions though out tribal jurisdiction. Staff attended CARF survey prep meeting. JBC Director met with Infection control nurse.
- **Pharmacy Services**– the program filled 143,130 prescriptions (an increase of 6.37% from last year) @ the cost of \$923,703. POS collections netted us \$1,266,933. Cost per prescription was \$6.45, which was 3.9% less than last year's cost.
- **Healthy Nation Program**– Great American Smoke Out - Over 60 participants participated in the GASO (Mayor Nichols and Chief Baker signed a proclamation for the one day event) Cherokee Nation Partnered with the Community of Excellence and varies business to make the event successful. Partners that made the one day event successful were: Cherokee Casino, Reasors, Tahlequah Public Library, NSU, NEO Health-Hulbert, Tahlequah City Hospital, Hastings Indian Medical Center.
On November 19th and 20th the Public Health Educators from the northern counties (Craig, Delaware, Rogers, and Muscogee) participated in the Vinita Health Clinic's first annual health fair. They had the opportunity to visit with tribal members about their health and ways in which Cherokee Nation could help them. The health educators shared info about nutrition, active living and tobacco prevention. They did an excellent job in this activity and I received several compliments about how helpful they were to those who visited the health fair. There were approximately 80 visitors that visited Healthy Nation's table which was taken care of by the health educators.
- **The Recreation center** located in Tahlequah now has **9,581 members**, total numbers of visits: **7,164**.
- **Dietary Services**- Reports that they **served 660 clients** during the month of October. The worksite activities included weight management classes, Lipid control classes, food exhibits and cooking demonstrations, creating diet menus for patients, nutritional therapy coverage, Cherokee youth shelter menu review and advice, SHS menu review and advice.
- **Public Health Nursing**– made **355 home visits** to provide services dressing changes/wound care, monitoring vital signs, education, management of medication planners, blood draws, B12 injections, assessment of home safety/environment, DM self management and education. PHN staff also performed **52 post partum follow ups**, and provided **transportation to 256 clients** to our clinics, WIH, CIH and contract facilities.
- **Health Facilities**–
- Consultation with WWH facilities regarding maintenance software issues. Staff evaluated defibrillator at WPMHC for adding pace option to unit. Completed reviews of the proposed plans for redbird smith dental clinic remodel, Automatic defibrillator checklist for Vinita Health Center.
- The data entry and inspections of new equipment at Vinita Health Center are ongoing. Staff also completed six exam rooms in leased mobile unit at RSHC. All utility connections interior framing, electrical wiring, plumbing,

porch, awning, steps and sidewalks to mobile units at RSHC, are completed. Staff cleaned and re-arranged the Health Property warehouse.

Staff delivered furniture to RSHC for the mobile units picked up surplus equipment from EMS, RSHC, Health Living Campus, Jack Brown Center, AMO Health Center, Sam Hider Health Center, and Male Seminary Campus. We have also developed a comprehensive training program for clinic safety officers. We have created an emergency evacuation plan for RSHC mobile units. Our staff assisted representative from Mid America Radon at Jack Brown Center for evaluation, replaced HVAC system at Ga Du Gi clinic. Staff reviewed and commented on proposed measures for Three Rivers Health Center repairs read proposals and made recommendations on Construction Manager for RSHC rebuild, repaired gas leak at Jack Brown Center, also met with engineers on mechanical, electrical, plumbing systems for RSHC.

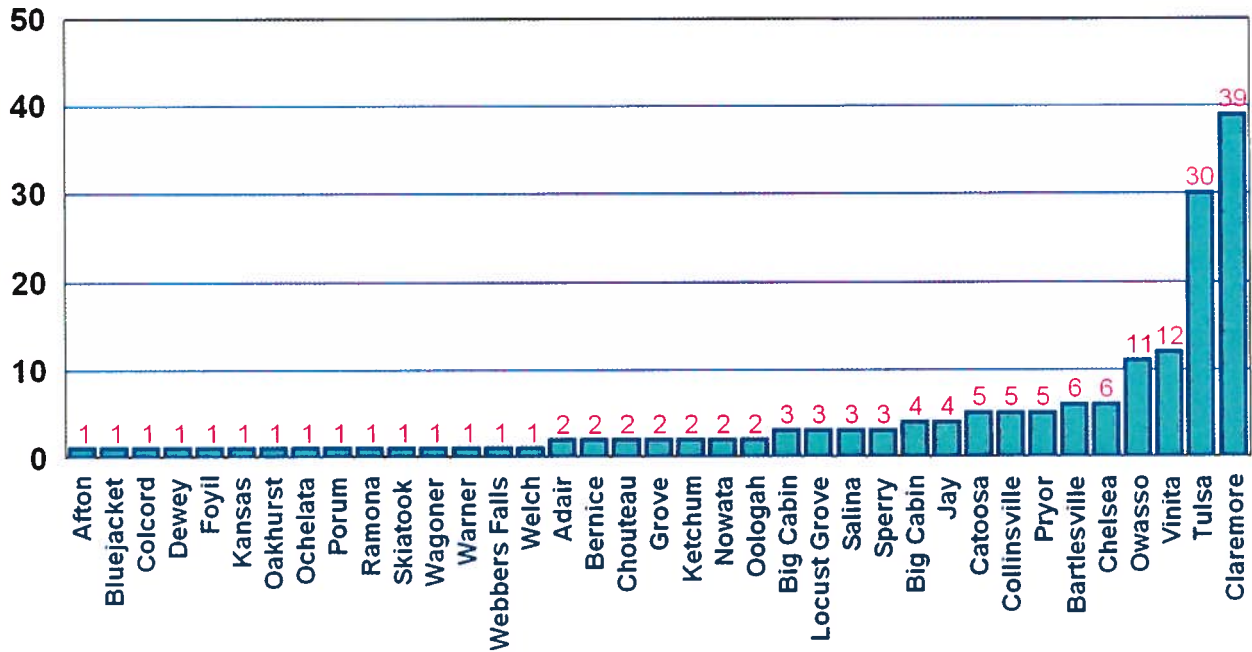
- **Cherokee Elder Care (CEC) Report for November 2012**–Enrollment for the month of December was 121. Attendance in the facility averages 57 participants daily. At this time we have 49 FTE's, 2 PTE's and 3 PRN.

Here is a brief look at the programs' year 2012 accomplishments:

- We have added 12 FTE positions since December 2011.
- Dr. Lisa Duckett joined our team as one of our Primary Care Physicians.
- We have been able to add a Nurse Clinical Specialist to our medical provider team.
- We have implemented a new Electronic Health Record since July 2012 with cautious success.
- We have been able to send one of our RN's to become Wound Care Certified.
- We have started working toward Nurse Case Management which will benefit our participants and medical providers to ensure efficient continuity of care.
- We have increased participants enrollment from 82 in December 2011 to 121 in December 2012.
- Quality of Life Survey for our participants this year revealed:
 - 79% indicate that their health and general well-being has improved since becoming a PACE participant,
 - Participant Satisfaction continues to be expressed through our Participant Advisory Committee (PAC), suggestion boxes, the Grievance and Appeals process and Caregiver input.
 - Quality of Life at CEC includes not only living life with choices of your own choosing within the limits of functional ability, but the knowledge that your life will be remembered by those in the PACE community. All participants who died during 2012 have been included in CEC Memorial Services held at the facility with opportunities for all to participate.
- The Uniform Comprehensive Assessment Tool (UCAT) Nurse position which we were just starting in December 2011 has been a great success and has been a benefit to help our participants through the enrollment process as well as identifying early plan of care for our participants before their enrollment date.
- Sharon Washington-Hilton has also been promoted to the new Program Director position. She has been with CEC since 10/2007; in many roles within the organization. Sharon will be busy with one of her goals since inception to PACE and that was to be part of the building of the next CEC PACE site.
- **Contract Health Services**– the CHS program processed 5,221 referrals, of those 5,091(97.59%) were approved at the cost of \$2,868,062.
- **CHS Special funding initiative update**– The program was established as a result of passage of “Cherokee Nation Corporation Health Dividend Act of 2011 (Cherokee Code Annotated: Title 18, Article 3 § 18) which was amended in November 2011 to increase the amount of the monthly dividend from CNB profits from 30% annually to 35%. The additional 5% of the corporate dividend will be used exclusively to provide services to Cherokee Nation citizens living within the jurisdictional boundaries of the Cherokee Nation. The services covered include, but are not limited to, eyeglasses, dentures, prosthesis, cancer treatments and hearing aids. At present, the process of handling these claims are as follows:
 - Most of these referrals are termed “Call In’s”. These are emergent referrals where patient access health care services via an ambulance or an emergency room, bypassing the typical Indian Health Services route. Once we receive the request one of three outcomes are possible the referral can be **approved**, **deferred** pending further medical information or **denied**.
 - Referrals are deferred pending further medical information for a few reasons. For example, the medical information on these referrals is minimal due to the emergent nature of the situation.

CIH Review Summary – NOV, 2012						
Eligible	Approved		Pended		Denied	
	#	\$	#	\$	#	\$
186	108	129,249	66	410,150	3	3,150

Five % CNHS FUNDS DISTRIBUTION BY COMMUNITIES _NOVEMBER 2012



Reports from Senior Program Directors:

Report from Rhonda Cochran, Senior Director Health Services–November 2012

Redbird Smith Project:

- November 13: Restarted plans adding 30K sq foot to annex.
- November 14: Investigated Genius Wall System in Tulsa Warehouse
- November 26: planning meeting
- November 27: District 3 Meeting
- November 30: planning meeting

- **Emdeon Project:**
 - Follow-up call took place on November 1 with Revenue Cycle Team.

- **Improving Patient Care – IV (IPC-4)**
 - Webinar was held during the month.
- **Comprehensive Primary Care Initiative (CPCi)**
 - Local Kickoff Meetings: WMHC – November 2
 - WWH – November 7
 - TRHC – November 20

Office of Health Professional Recruitment and Retention Monthly Activity – November 2012

New Providers Starting in November:

- Linzi Allen, PharmD (11/5) – Hastings, Pharmacy
- Dustin Beck, DO (11/5) – Hastings, PRN Family Medicine
- Clint Beeson, MD (11/19) – Will Rogers, Family Medicine
- Tasha Sandersfield, APRN (11/19) – Three Rivers, Advanced Practitioner

W.W. Hastings Hospital –

- ER Physician – Kristen Battles, DO interviewed 10/9/2012
- ER Physician – Thomas Digiovanna, MD interview 11/6/2012
- Certified Nurse Midwife – Bonnie Warner retirement effective 2/2013 – recruitment in process
- Family Medicine – Beth Harp, DO has signed letter of intent for 8/2013
- Family Medicine – John Miller, DO has signed letter of intent for 8/2013
- CRNA – Commissioned Corp candidate Emmanuel Samedi selected with effective date 1/2013
 - Dr. Matthew Wiley completed paperwork to moonlight pending PRN Rates
- Orthopedic, Advanced Practitioner – Pending completion of candidate paperwork
- Radiologist – Dr. John Morelli completed site visit 10/23/2012, pending further direction from Dr. Montgomery and Dr. Nolan
- Dentist (Oral Surgeon) - Vacancy posted with Oklahoma Dental Association. Three candidates declined. Possible candidate to fill-in as PRN for two-week stints in Spring
- Dentist (Periodontist) – To be vacated by Dr. Eric Jankowski. Dr. William Stenberg to replace effective 6/1/2013.
- Pharmacist – Lacey Blankenship, transfer to TRHC effective 11/13/2012
- Health Partners – Stanley Gahring, MD – Processed to credentialing and HR – on hold per HR
- Health Partners – Charles Lutton, MD – Processed to Credentialing and HR – on hold per HR
- Psychiatrist – Recruitment on-going
- Hastings PRN – Orthopedic Surgeon Fred Ruefer, MD (11/19) – pending start date

A-Mo Health Center –

- Physician – Recruitment on-going
- Dentist – Gary Eder, DDS interviewed 10/18/2012

Bartlesville Health Clinic – No Vacancies

Redbird- Smith Health Center –

- Physician – Recruitment on-going

Sam Hider Health Center –

- Dentist – Recruitment on-going; recruitment office attending dental recruitment fair. Interested candidate unable to obtain Oklahoma License before start date.
 - Packet sent to Ande Willeford, DDS
- Advanced Practitioner – New position; to be filled by Terrina Brashears, APRN
-

Three Rivers Health Center –

- Advanced Practitioner – Tasha Sandersfield, APRN effective 11/19/2012
- Advanced Practitioner – Conversion of Physical Therapy position
- Physician – Vacated by Aliyeah Roper, DO effective 12/20/12

Vinita Health Center –

- Physician – Dr. Loni Pearish PRN effective 11/13/2012, R/FT employment to be considered. Completes residency 2013
- Physician – Dr. Don Cohen provided CV; site visit 11/9/2012
- Physician – Dr. Cathy White, site visit 11/2/2012 – Not selected per Dr. Thompson
- Physician – Recruitment on-going
- Dentist – Recruitment on-going; recruitment office attending dental recruitment fair.
- Pharmacist – Position to be added second half of FY13
- Physical Therapist – Position to be added second half of FY13

Will Rogers Health Center –

- No Vacancies

Wilma P. Mankiller Health Center –

- Physician – Dr. James Johnston resignation effective 11/30/2012

Administration –

- Physician – Vacated by John Krueger, MD effective 11/6/2012
-

Recruitment Barriers –

Lack of a competitive compensation package

- Recruitment Office staff shortage – Selecting, hiring and transition of two staff added to FY13 budget
- Four Physicians declined offer due to low salaries since last report
- Transition of two staff added to FY13 budget



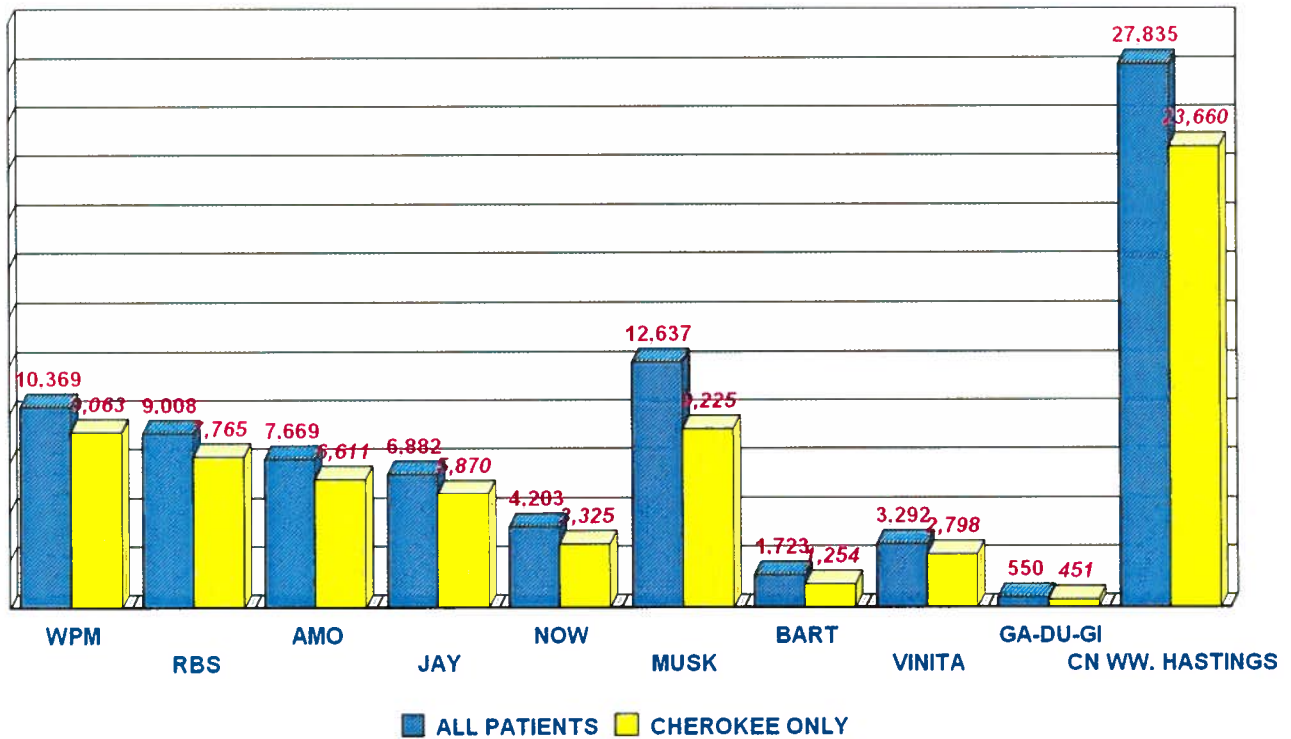
Cherokee Nation Tribal Council Health Committee report

Report by: Connie Davis, Executive Director Health Services
Connie-Davis@cherokee.org

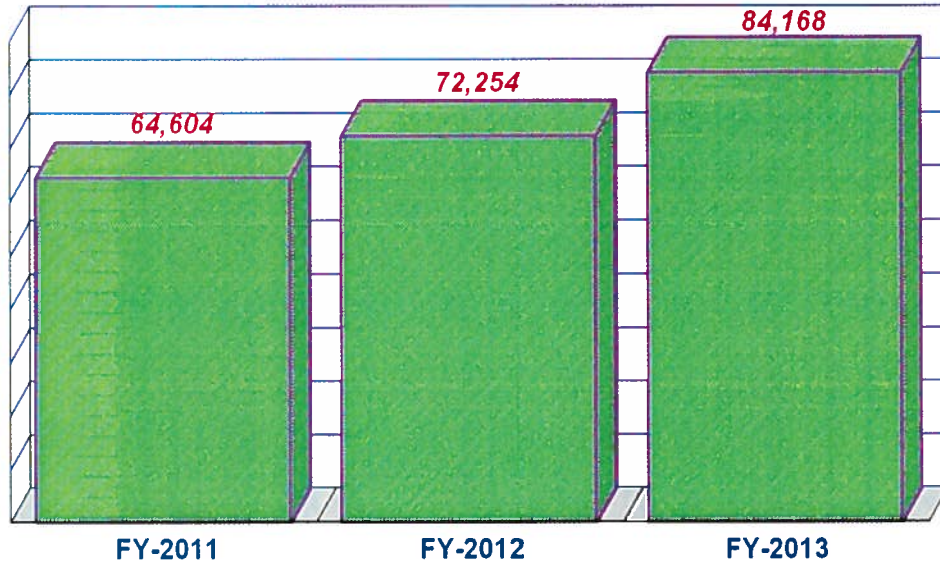
Month/Year of the report: December, 2012
Phone number 453-5557

CHARTS

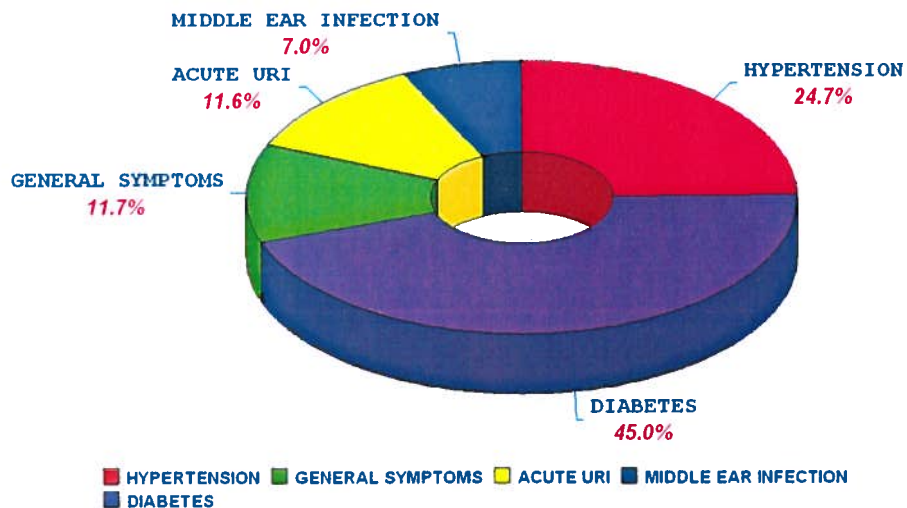
AMBULATORY PATIENTS VISITS BY CLINIC, NOVEMBER 2012



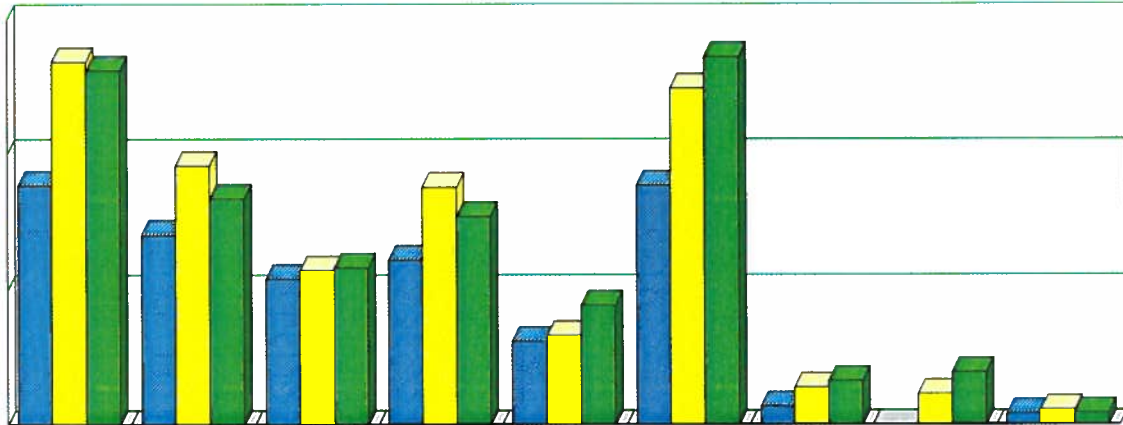
TOTAL AMBULATORY PATIENTS VISITS BY CLINIC, NOBEMBER 2012



TOP FIVE AMBULATORY CARE DIAGNOSIS FOR CNHSG, NOVEMBER 2012




Third Party Revenue By Clinic, NOVEMBER 2012 (YEAR TO-DATE)



	WPM	RBS	JAY	AMO	NOW	MUSK	BART	VINITA	GA-DU-GI
FY-2011	\$885,827	\$706,007	\$545,087	\$612,252	\$313,324	\$887,073	\$71,672		\$45,434
FY-2012	\$1,342,700	\$959,836	\$574,643	\$878,343	\$334,617	\$1,247,782	\$140,744	\$117,553	\$56,435
FY-2013	\$1,312,736	\$837,316	\$585,108	\$770,354	\$444,979	\$1,363,015	\$167,348	\$195,823	\$48,731

TOTAL THIRD PARTY COLLECTIONS CN-CLINICS ONLY(YEAR TO DATE)



TOTAL THIRD PARTY COLLECTIONS HASTINGS HOSPITAL ONLY(YEAR TO DATE)

