

Group: Marshal Service Month/Year of Report: June 2016  
 Group Leader: Shannon Buhl Phone: 207-3800 Email: shannon-buhl@cherokee.org

**I. Budget Highlights – please refer to Monthly Financial Report**

**II. Program Highlights for May:**

<u>District 1 412 North</u> Information Report (10) Warrants (5) Other Agency Assists (23) Warnings (5) Citations (12) Alcohol Arrests (1) Drug Arrests (2) A&B/DV (5) Burglary/Theft/Larceny (4) Terroristic threats (1)	<u>District 2 412 South</u> Information Report (12) Warrants (8) Other agency assists (50) Warnings (9) Citations (9) Alcohol Arrests (1) Drug Arrests (2) A&B/DV (2) Burglary/Theft/Larceny (1) Sex Offense (1) Accident (1)
---	--

**III. Special Operations**

Dive (0)  
 SWAT (1)

**IV. Accomplishments**

Deputies Kevin Jackson and Josh Smith began the Trail of Tears Bike ride with removal riders  
 Deputy Marshal Chris Newkirk began his employment with CNMS making 34 total.  
 CNMS worked with Mayes County, OHP, and ABLE commission at Rocklahoma assisting with 85 total arrests.  
 CNMS worked Folds of Honor at Hard Rock Casino  
 Assisted with the Archery range  
 CNMS staff and AG staff completed SORNA 3 day course.  
 SGT. Rainwater, Josh Smith completed Rapid deployment, SAR/ Recovery and Black water dive training.  
 CNMS David Johnson and Emergency Management Jeremie Fisher completed Dive Tender training  
 CNMS worked Waka Flaka Flame concert with NSU  
 CNMS worked Strawberry Festival  
 CNMS worked Founders Day in Locust Grove.

- V. **Security**  
Security Violations (38)  
Vehicle Assists (33)  
Incident Reports (6)

- VI. **Federal Facilities**  
Hastings (4) EDO  
Three Rivers (0)  
Redbird Smith (0)

**Community Events tracked by CNMS Dispatch (19)**

- VII. **Community**

**Shawwna Roach**

RAD at NSU for DV victims  
SORNA Training  
TAP training

**Franky Dreadfulwater**

Schools:

- 3<sup>rd</sup> Sequoyah High School Girls Dorm Presentation, "Decision Making Skills"  
10<sup>th</sup> Sequoyah High School Boys Dorm Presentation on "Choices and Marijuana Addiction"  
11<sup>th</sup> Jack Brown Center to do presentation on the "Risks of Marijuana."  
13<sup>th</sup> Marble City School, Cultural Day.

Community:

- 14<sup>th</sup> Cherokee Nation Marshals assists Stilwell PD during the Strawberry Festival .  
12<sup>th</sup> Cherry Tree Addition Community , assist with donations and trash bags for Clean Up Community Day.  
Belfonte Community Building areas for extra patrols.  
26<sup>th</sup> CNMS assisted with Pryors "Rocklahoma"

Other Events:

- 19<sup>th</sup> Dreadfulwater attends monthly Anti-Drug Meeting w/ Adair County and Westville Coalition.

VIII. **NAHASDA PATROLS:**

District 1 239  
District 2 200  
Total 439

# Cherokee Nation Election Commission

P.O. Box 1188, Tahlequah, OK 74465-1188

Email: [election-commission@cherokee.org](mailto:election-commission@cherokee.org)

Website: [www.cherokee.org/elections](http://www.cherokee.org/elections)



Phone: 918-458-5899

Toll Free: 1-800-353-2859

Fax: 918-458-6101

## Rules Report May 2016

### **I. Budget Highlights**

- a.) Submitted the FY17 budget.

### **II. Program Highlights**

- a.) Continuing implementing new filing system and internal audit.

### **III. Accomplishments**

- a.) Attended the following Services Meetings to register and educate voters: TCC Metro Center and the Ochelata Clinic.
- b.) Attended the following Community and Voter Outreach Meetings to register and educate voters: Tahlequah ICTC Career Fair, The Strawberry Festival, Wilma P. Clinic, and WW Hastings Outreach.
- c.) CNEC is continuing to enhance our street guide database to accommodate district and precinct assignments.
- d.) CNEC has stayed current with monthly Tribal Registration deceased and relinquished citizen listings.
- e.) Continues to process Voter Registration Applications accordingly. See statistical report attached.

### **IV. Future Plans and Initiatives**

- a.) The office staff and Commissioners will be attending community and services outreach events throughout the 15 districts.
- b.) The office staff will be scheduling events to educate and register voters at area schools, vo-techs, and hospitals.

Date Range: 05/01/2016 - 06/01/2016

**Applications Received**

Voter Registration Applications	198
Absentee Applications	0
<b>Total</b>	<b>198</b>

**Registration Applications Rejected**

Insufficient Address	5
Legacy	0
No Roll Number	4
Not Signed	2
Under Age	0
<b>Total</b>	<b>11</b>

**Deleted Registrations**

Duplicate	3
Freedmen	0
Inactive	0
Voter Deceased	169
Voter Relinquished	9
<b>Total</b>	<b>181</b>

**Registration Status Changes**

Deleted Restored	9
<b>Total</b>	<b>9</b>



# CHEROKEE NATION TRIBAL COUNCIL RULES COMMITTEE REPORT

**Group:** Tax Commission                      **Month/Year of Report:** June, 2016

**Group Leader:** Sharon Swepston              **Phone:**                      **E-mail:** Sharon-swepston@cherokee.org

## **I. Budget Highlights**

- a.) Please refer to the monthly financial report from Finance.

## **II. Program Highlights**

### **a.) Motor Vehicle**

1. Year to Date Motor Vehicle revenue for FY16 compared to FY15 as of April 30th 2016 & April 30th 2015, had an overall increase of 12.69%.
2. The month to month revenue comparison for April 2015 (FY15) compared to April 2016 (FY16) shows an increase of 6.76%.
3. The detail for all areas of revenue for motor vehicle is shown on the attached graphs.
4. FY16 new tags and renewal's issued in the Extended Jurisdictional Boundary for October 1,356, November 1,637, December 1,893, January 1,340, February 1,340, March 1,439, April 1,322, May 1,339.

### **b.) Revenue and Taxation Division**

1. Year to Date Revenue and Taxation (Tobacco) for FY16 compared to FY15 as of April 30th 2016 & April 30th 2015, had an overall increase of 0.32%.
2. A month to month revenue comparison for April 2015 (FY15) compared to April 2016 (FY16) shows a increase of 6.47%.
3. The detail for all areas of tax is shown on the attached graphs.

### **c.) Future Plans/New Initiatives**

1. The next Tax Commission meeting which was scheduled for June 15, 2016 at 4:30 pm in the CNTC Conference room has been cancelled.
2. The Veterans Sales Tax Exemption Cards have been mailed out to all qualified applicants. As of June 2, 2016 we have mailed out 218 Veteran Sales Tax Exemption Cards. CNE has implemented their upgraded system to process the new sales tax exemptions for Cherokee veterans.
3. We have received our report for April 2016 purchases and payment from the State of Oklahoma and rebates are scheduled to be distributed to the retailers by or before June 15, 2016.

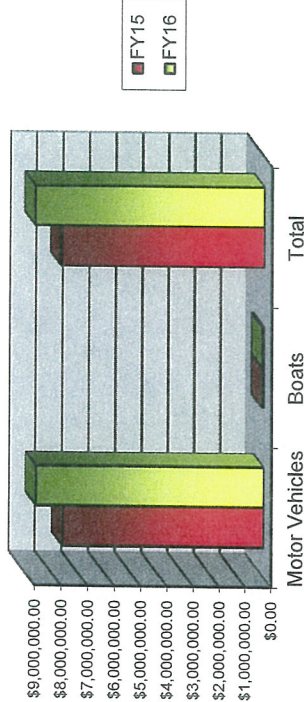


CHEROKEE NATION TAX COMMISSION


APRIL, 2016

	Motor Vehicles	Boats	Total	Cigarette Tax	Tobacco Tax	Retail Sales	Alcohol Tax	Total
FY15	\$7,662,542.09	\$87,646.25	\$7,750,188.34	\$692,486.32	\$191,596.49	\$1,929,201.53	\$147,315.27	\$2,960,599.61
FY16	\$8,652,537.82	\$81,167.65	\$8,733,705.47	\$669,974.64	\$197,319.44	\$1,951,253.17	\$151,640.78	\$2,970,188.03
% of Change	12.92%	-7.39%	12.69%	-3.25%	2.99%	1.14%	2.94%	0.32%

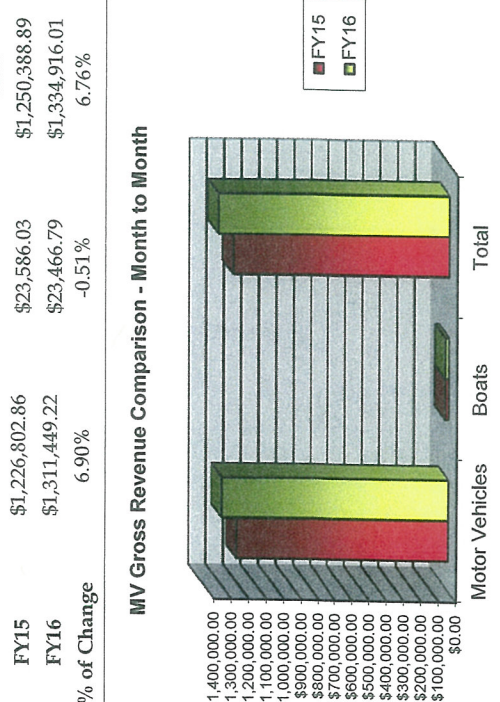
MV Gross Revenue Comparison - Year to Date



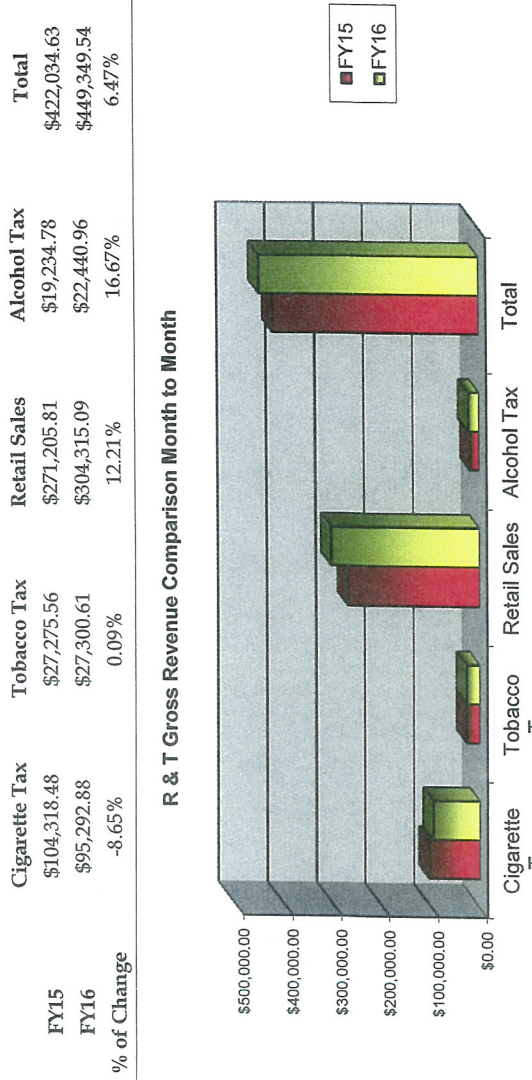
R & T Gross Revenue Comparison Year to Date



MV Gross Revenue Comparison - Month to Month



R & T Gross Revenue Comparison Month to Month



Reporter: Karen Ketcher Phone: 918-772-4130 Email: [karen-ketcher@chokeee.org](mailto:karen-ketcher@chokeee.org)

**I. Budget Highlights – please refer to Monthly Financial Report**

Description of Budget exceptions: No budget exceptions to report. All three of the Self Governance Analyst positions remain vacant.

**II. Program Highlights**

**1. IHS Contract Support Cost (CSC) Policy:**

On May 23, 2016, comments were submitted on behalf of the Nation on the IHS proposed revisions to Chapter 6-3 of the Indian Health Service Manual addressing contract support cost issues. It was noted that Congress has declined to delegate any authority to the HHS/IHS to write regulations on contract support cost issues. While the IHS is free to amend its own Manual, the Indian Self-Determination Act also makes it clear that agency manuals and guidelines are not binding on the Tribes. Nonetheless, there is substantial value in the agency setting forth in its manual how it plans to deal with contract support costs issues.

**2 2015 Tribal Self Governance Activity:**

As reported last month, the Director, Office of Self Governance requested information on the Nation's Self Governance activities for FY 2015. This information is needed for the Secretary of the Interior to meet the requirements of Section 405 of P.L. 93-638, as amended, as they relate to the submission of the 2015 Annual Report to Congress on the relative costs and benefits of Tribal Self Governance and the implementing regulations contained in 25 CFR §§ 1000.380 to 382. The office continues to collect and compile this information.

**3. 2017 Office of Special Trustee (OST) Self-Governance Beneficiary Processes Program MOU:**


Initiated discussions with OST and began development of a MOU between the Nation and DOI/OST for Beneficiary Processes Program for FY 2017. This MOU will be entered into and incorporated by agreement to the Nation's Multi-Year Funding Agreement. The purpose of the MOU is to detail the coordination, implementation, duties and responsibilities of each party for the Nation's operation of the OST Beneficiary Processes Program.

**4. Tribal Transportation Program:**

The Tribal Transportation Program Agreement (TTPA) was signed by Federal Highway on May 17, 2016. Pursuant to the TTPA, a Referenced Funding Agreement (RFA) and Amendment #1 to the RFA were prepared by the Roads Department, reviewed by Government Resources, executed by administration and submitted to Federal Highway. Funding for the FY 2016 Tribal Transportation Program is set forth in the RFA and Amendment #1.

**5. IHS Joint Venture:**

Pursuant to the Standards and Approval of Contract Support Costs by the IHS, the Nation received a letter dated May 6, 2016 from IHS acknowledging receipt of our Notice regarding pre-award costs to assume operation of the W.W. Hastings Outpatient expansion through a joint venture. The Oklahoma City Area Tribal Self-Determination Office will serve as the primary point of contact during the planning process.



ᑭᑭᑭᑭ ᑤᑭᑭ ᑭᑭᑭᑭᑭᑭ ᑤᑭᑭᑭᑭ  
Cherokee Nation Gaming Commission

Director's Report

7 June 2016

2016 COMPACT FEE PAYMENTS

	State	Fair Meadows	OHRC	Sub-Total	YTD
Jan	\$ 981,450.52	\$ 59,321.41	\$ 226,890.37	\$ 1,267,662.30	\$ 1,267,662.30
Feb	\$ 1,401,235.47	\$ 59,538.10	\$ 233,129.81	\$ 1,693,903.38	\$ 2,961,565.68
Mar	\$ 1,409,873.71	\$ 58,721.36	\$ 237,432.87	\$ 1,706,027.94	\$ 4,667,593.62
Apr	\$ 1,315,808.35	\$ 58,471.34	\$ 223,163.58	\$ 1,597,443.27	\$ 6,265,036.89
May	\$ -	\$ -	\$ -	\$ -	\$ 6,265,036.89
June	\$ -	\$ -	\$ -	\$ -	\$ 6,265,036.89
July	\$ -	\$ -	\$ -	\$ -	\$ 6,265,036.89
Aug	\$ -	\$ -	\$ -	\$ -	\$ 6,265,036.89
Sept	\$ -	\$ -	\$ -	\$ -	\$ 6,265,036.89
Oct	\$ -	\$ -	\$ -	\$ -	\$ 6,265,036.89
Nov	\$ -	\$ -	\$ -	\$ -	\$ 6,265,036.89
Dec	\$ -	\$ -	\$ -	\$ -	\$ 6,265,036.89
YTD Adj.	\$ -	\$ -	\$ -	\$ -	\$ 6,265,036.89
	\$ 5,108,368.05	\$ 236,052.21	\$ 920,616.63	\$ 6,265,036.89	

NIGC Fee Payments	
March	\$ 73,521.00
June	\$ 73,521.00
September	\$ -
December	\$ -
<b>TOTAL</b>	<b>\$ 147,042.00</b>

<b>Total Compact &amp; NIGC Fee Payments</b>	<b>\$ 6,412,078.89</b>
--	------------------------

COMPACT FEE PAYMENT SUMMARY

	State	Fair Meadows	OHRC	Sub-Total	LTD
2005	\$ 2,948,594.00	\$ 500,040.00	\$ 1,478,858.36	\$ 4,927,492.36	\$ 4,927,492.36
2006	\$ 7,629,889.06	\$ 1,788,222.63	\$ 7,238,117.75	\$ 16,656,229.44	\$ 21,583,721.80
2007	\$ 11,472,065.73	\$ 962,047.93	\$ 4,573,604.66	\$ 17,007,718.32	\$ 38,591,440.12
2008	\$ 11,656,274.15	\$ 765,407.17	\$ 3,457,394.08	\$ 15,879,075.40	\$ 54,470,515.52
2009	\$ 12,258,076.70	\$ 749,466.52	\$ 2,393,709.96	\$ 15,401,253.18	\$ 69,871,768.70
2010	\$ 12,530,548.89	\$ 654,902.38	\$ 2,245,073.51	\$ 15,430,524.78	\$ 85,302,293.48
2011	\$ 12,842,971.99	\$ 624,666.63	\$ 2,263,371.18	\$ 15,731,009.80	\$ 101,033,303.28
2012	\$ 13,191,133.21	\$ 635,500.83	\$ 2,429,283.07	\$ 16,255,917.11	\$ 117,289,220.39
2013	\$ 13,775,089.66	\$ 671,503.73	\$ 2,454,446.83	\$ 16,901,040.22	\$ 134,190,260.61
2014	\$ 13,491,207.55	\$ 694,488.92	\$ 2,468,666.10	\$ 16,654,362.57	\$ 150,844,623.18
2015	\$ 14,936,985.92	\$ 710,606.84	\$ 2,660,767.00	\$ 18,308,359.76	\$ 169,152,982.94
2016	\$ 5,108,368.05	\$ 236,052.21	\$ 920,616.63	\$ 6,265,036.89	\$ 175,418,019.83
	\$ 111,795,850.94	\$ 8,046,246.74	\$ 31,002,525.50	\$ 175,418,019.83	



LICENSING SUMMARY

Location	Key Employee	PMO	Total
Roland	232	118	350
Ramona	79	42	121
Catoosa	952	371	1,323
Catoosa - SS	12	1	13
WSS	399	170	569
Tahlequah	136	75	211
Sallisaw	69	39	108
Ft. Gibson	94	30	124
WRD	79	30	109
Corporate	91	127	218
SCC	65	38	103
CNGC	-	62	62
<b>TOTALS</b>	<b>2,208</b>	<b>1,103</b>	<b>3,311</b>

VENDOR LICENSES

Entity	Class A	Class C	Exempt	Total
Companies	117	2	33	152
Individuals	884	11	-	895

## GAMING MACHINES

Vendor	Catoosa	Cat SS	Ft. Gibson	Roland	Sallisaw	WSS	Ramona	Tahl.	SCV	WRD	Totals
<b>CLASS II</b>											
AGS	-	-	-	-	-	-	-	22	-	-	22
Bally	-	-	-	22	-	-	-	-	8	-	30
Cadillac Jack	14	-	-	8	-	8	8	-	-	-	38
Eclipse	-	-	-	-	-	-	-	21	-	-	21
GTAG/WMS	27	-	-	12	-	41	-	9	-	-	89
Multimedia	-	-	-	16	6	-	-	-	-	-	22
Nova	-	-	6	-	-	-	-	-	-	-	6
VGT	929	52	224	304	110	578	208	150	117	-	2,672
<b>Sub-Total</b>	<b>970</b>	<b>52</b>	<b>230</b>	<b>362</b>	<b>116</b>	<b>627</b>	<b>216</b>	<b>202</b>	<b>125</b>	<b>-</b>	<b>2,900</b>
<b>COMPACT</b>											
AGS	49	4	12	23	4	21	10	1	18	-	142
Ainsworth	43	-	6	22	6	27	8	14	-	6	132
Aristocrat	100	10	12	32	6	82	12	11	8	8	281
Aruze	52	-	12	24	-	33	20	10	6	-	157
Bally	242	6	60	76	14	150	59	30	27	29	693
IGT	482	5	69	122	58	327	44	83	42	50	1,282
Konami	77	-	24	42	12	86	40	23	22	17	343
Multimedia	77	-	26	40	14	61	32	16	20	10	296
Nova	12	-	-	16	6	6	8	8	8	-	64
Speilo	24	-	5	16	-	18	6	-	-	-	69
VGT	-	-	-	-	-	-	-	-	-	-	112
WMS	216	5	38	75	25	112	26	13	24	18	552
<b>Sub-Total</b>	<b>1,374</b>	<b>30</b>	<b>264</b>	<b>488</b>	<b>145</b>	<b>923</b>	<b>265</b>	<b>209</b>	<b>175</b>	<b>250</b>	<b>4,123</b>
<b>Grand Total</b>	<b>2,344</b>	<b>82</b>	<b>494</b>	<b>850</b>	<b>261</b>	<b>1,550</b>	<b>481</b>	<b>411</b>	<b>300</b>	<b>250</b>	<b>7,023</b>
<b>Class II</b>	<b>970</b>	<b>52</b>	<b>230</b>	<b>362</b>	<b>116</b>	<b>627</b>	<b>216</b>	<b>202</b>	<b>125</b>	<b>-</b>	<b>2,900</b>
% of floor	41.38%	63.41%	46.56%	42.59%	44.44%	40.45%	44.91%	49.15%	41.67%	0.00%	41.29%
<b>Compact</b>	<b>1,374</b>	<b>30</b>	<b>264</b>	<b>488</b>	<b>145</b>	<b>923</b>	<b>265</b>	<b>209</b>	<b>175</b>	<b>250</b>	<b>4,123</b>
% of floor	58.62%	36.59%	53.44%	57.41%	55.56%	59.55%	55.09%	50.85%	58.33%	100.00%	58.71%
<b>TOTAL</b>	<b>2,344</b>	<b>82</b>	<b>494</b>	<b>850</b>	<b>261</b>	<b>1,550</b>	<b>481</b>	<b>411</b>	<b>300</b>	<b>250</b>	<b>7,023</b>

## CARD / TABLE GAMES

<b>Card &amp; Table Games</b>				
Game	Catoosa	Roland	WSS	Total
Poker	13	6	8	27
3-Card Poker	2	-	-	2
Prog. 3-Card Poker	-	1	1	2
Ult. Texas Hold'em	1	1	-	2
Ult. Heads Up Hold'em	-	1	-	1
Progressive UTH	4	-	3	7
Blackjack	16	2	9	27
FreeBet Blackjack	4	1	1	6
21 + 3	2	1	2	5
Bonus Roulette	3	1	1	5
Casino War	1	-	-	1
House Money	-	-	-	-
Bonus Craps	1	-	-	1
<b>TOTAL</b>	<b>47</b>	<b>14</b>	<b>25</b>	<b>86</b>

## HUMAN RESOURCES

May 2016

**NASON MORTON, EXECUTIVE DIRECTOR**  
Extension 5682

Human Resources is currently working on the revision of Cherokee Nation Human Resources Policies and Procedures (CNHRPP), Chapter III. As of May 31, 2016, the total number of Employees is 3654. Of those employees, 2986 are Cherokee and 310 are members of another Federally recognized tribe.

### EMPLOYMENT/COMPENSATION

Processed	Monthly	YTD
Number of Employees Hired	16	222
% of Cherokees Hired	75	73
% of Indians Hired	0	14
# of Applications Received	392	1529
# of Interview Panels Sent	38	265
# of Terminations	27	247
# of Voluntary Terminations	23	132
# of Involuntary Terminations	4	115

### BENEFITS

Processed	Monthly	YTD
Educational Reimbursement Requests	8	22
401(k) Distributions	61	233
401(k) Loans	25	107
401(k) Hardship	4	17
FMLA	38	206
COBRA	42	218
Short Term Disability	9	66

### EMPLOYEE DEVELOPMENT

Orientations/Trainings Presented	Monthly	YTD
Trainings Presented	22	106

**RISK MANAGEMENT**  
**May 2016**  
**NASON MORTON, EXECUTIVE DIRECTOR**  
**Extension 5682**

**TECHNICAL ASSISTANCE:**

Risk Management worked closely with Career Services to tailor safety training to the various jobs and tasks that Summer Youth participants will be performing. Staff will conduct safety training for these youth participants at the various Career Services sites. The participants will be provided important safety information to help protect them from on the job hazards, the process they perform if they incur an injury on the job; and how to properly use Personal Protective Equipment effectively.

Risk Management staff was onsite at various Health Clinics, when DMV inspectors arrived. Team member Dwayne Fain fielded questions regarding life safety protocols.

A COI was provided to Child Care Resource Center as part of their grant assessment review.

Assistance was provided to Facilities Management on Life Safety codes for the new Election Commission building.

**COMMUNITY:**

An information booth was provided at the CN Court House Square for the HERO project event held May 7th. And an information booth was provided at the Health Fair held May 10<sup>th</sup> at Three Rivers Health Center. Information pamphlets on fire safety and other spring and summer related hazards were provided to attendees

**INSPECTIONS:**

Life Safety Code and OSHA Regulation inspections are conducted the following construction sites:

- Tribal Complex – 2<sup>nd</sup> floor
- Cherokee Plaza
- Sequoyah Stadium
- Cherokee Outpost
- Belfonte Community Center
- Tahlonteskee
- Sallisaw Creek Park
- Marble City Nutrition Center
- Bell Community Center
- Brushy Community Center
- Dry Creek Community Center
- Cherokee Casino Ramona
- Cherokee Casino Grove
- Dahlenegah Warehouse
- Dahlenegah Shop
- New Human Services Lease
- Brushy Head Start
- Fairfield Community Center
- Lyon Switch Community Center
- Human Resources
- HR Annex (Benefits)
- South Coffeyville Community Center
- Bartlesville Career Services
- Catoosa ICW
- Cherokee Casino South Coffeyville

Emergency Evacuation Plans were updated for all Food Distribution Centers to ensure compliance during USDA audit inspections.

**TRAINING:**

Training for the summer youth program was provided at the Sallisaw Health Clinic and was attended by 55 summer youth workers. More training for Summer Youth are scheduled the first week of June 2016.