



GWYB DBF

CHEROKEE NATION[®]
HUMAN SERVICES

TRIBAL COUNCIL
MONTHLY REPORT

June 2022

JENNIFER KIRBY

Executive Director

Email: jennifer-kirby@cherokee.org

Phone: (918) 453-5150

LEAH DUNCAN

Interim Senior Director of Child Care & Development

Email: leah-duncan@cherokee.org

Phone: (918) 453-5045

LOU STRETCH

Senior Director of Indian Child Welfare

Email: lou-stretch@cherokee.org

Phone: (918) 453-7480

LINDA VANN

Director of Youth Services & Special Projects

Email: linda-vann@cherokee.org

Phone: (918) 458-4440

BRITTANY DAVIS

Director of Family Assistance

Email: brittany-denny@cherokee.org

Phone: (918) 453-5278

KARA PASQUA

Director of Child Support Services

Email: kara-pasqua@cherokee.org

Phone: (918) 453-4127

PENNY NORSEWORTHY

Director of Finance

Email: penny-norseworthy@cherokee.org

Phone: (918) 453-5375

EMPLOYEES 420.5

VACANCIES 100

VOLUNTEERS 24



GWOYD DBF
CHEROKEE NATION[®]
HUMAN SERVICES

TRIBAL COUNCIL MONTHLY REPORT

TABLE OF CONTENTS

<u>Cherokee First</u>		<u>4</u>
Community Youth		4
Community Adult		4
 <u>Child Care & Development</u>		 <u>5 – 6</u>
Child Care Development Centers		5
Subsidy		5
Resource & Referral		6
Licensing & Monitoring		6
Home Visiting		6
 <u>Family Assistance</u>		 <u>7 – 12</u>
Food Distribution		7
BIA Social Services		8
Burial Assistance		8
Elder Services		9
LIHEAP & LIHWAP		10
NAHASDA		11
Tribal Emergency Assistance.....		11
School Clothing Programs		12
 <u>Indian Child Welfare</u>		 <u>13 – 17</u>
Programs with Court Interaction		13 – 14
Eligibility Notices, Prevention, & Intervention		15
Child Protective Services		16
Certification & Placement Services		17
 <u>Office of Child Support</u>		 <u>18 – 21</u>
 <u>Youth Services & Special Projects</u>		 <u>22</u>
John A. Ketcher Youth Services Center		22
MAC (Making a Change) Classes		22
Youth Services		22

CHEROKEE FIRST

ADMINISTRATIVE OFFICER – JANELL SMITH

PROGRAMS:

Community Youth

Community Adult

EMPLOYEES 4

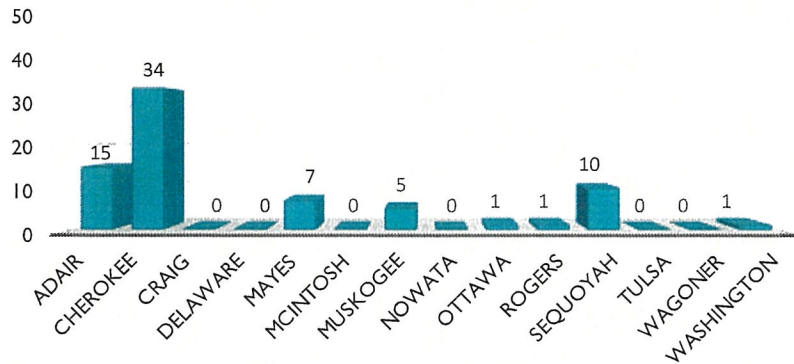
VACANCIES 0

VOLUNTEERS 0

Total Amount Distributed This Month: \$18,400

Community Youth

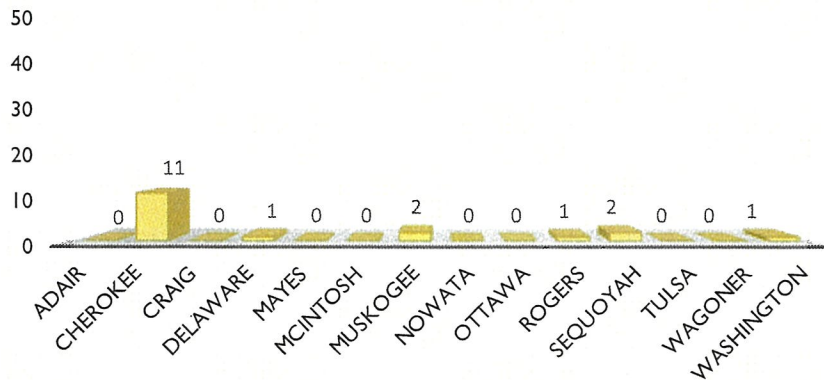
Community Youth Applications by County



Total Number of Youth Clients: 74

Community Adult

Community Adult Applications by County



Total Number of Adult Clients: 18

CHILD CARE & DEVELOPMENT

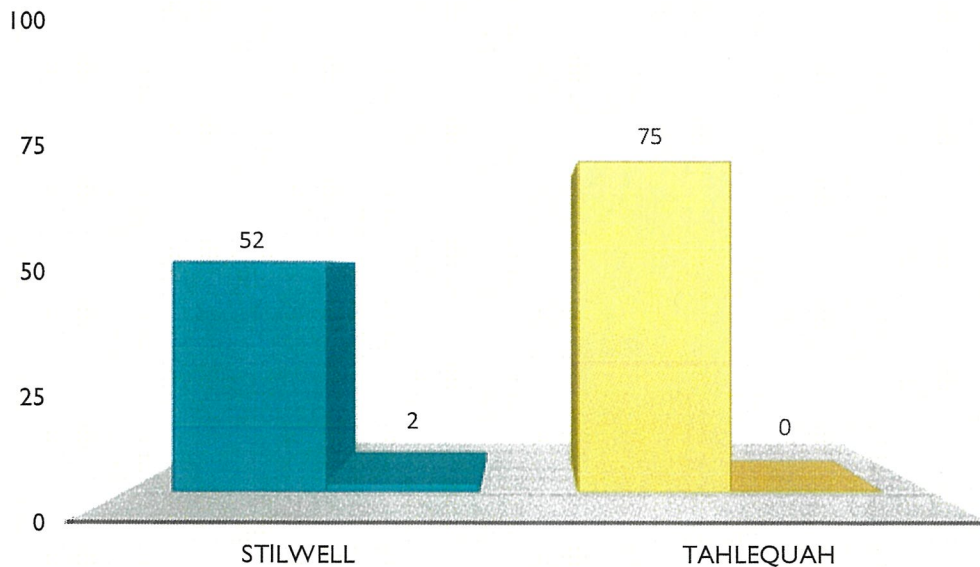
INTERIM SENIOR DIRECTOR – LEAH DUNCAN

PROGRAMS:

Child Care Development Centers
Subsidy
Resource & Referral
Licensing & Monitoring
Home Visiting

EMPLOYEES 137
VACANCIES 24
VOLUNTEERS 0

Child Care Development Centers



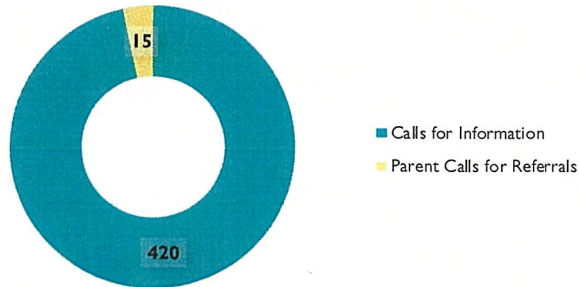
Subsidy

Children Receiving	2,113
Amount Distributed	\$1,300,570
Average Distribution Per Child	\$615.51

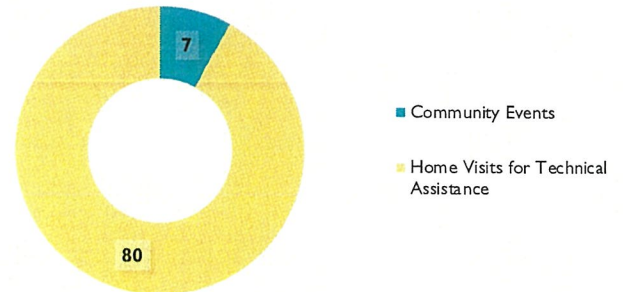
Resource & Referral

Children Receiving Home Visits	17
Trainings for the Month	9

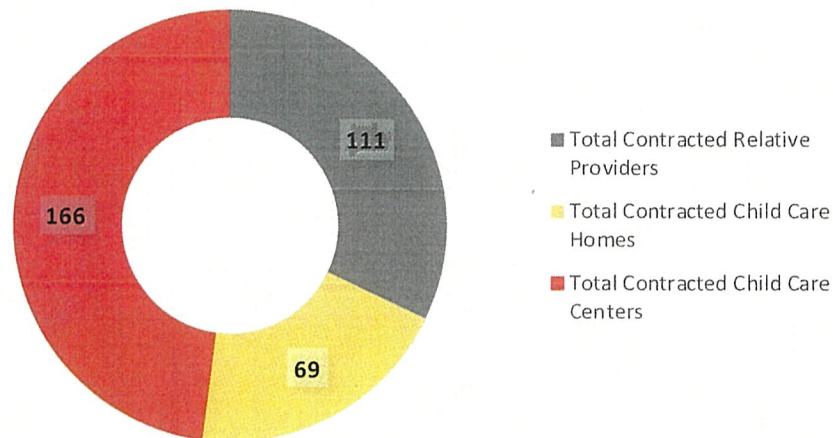
Calls Received



Program Efforts



Licensing & Monitoring



Home Visiting

Home Visits	26
Total Clients	14
New Clients	1
Total Number of Graduates	0
Total Enrolled Overall	14

FAMILY ASSISTANCE

DIRECTOR – BRITTANY DAVIS

PROGRAMS:

Food Distribution

BIA Social Services

Burial Assistance

Elder Services

LIHEAP/LIHWAP

NAHASDA

Tribal Emergency Assistance


School Clothing Assistance

EMPLOYEES 119

VACANCIES 21

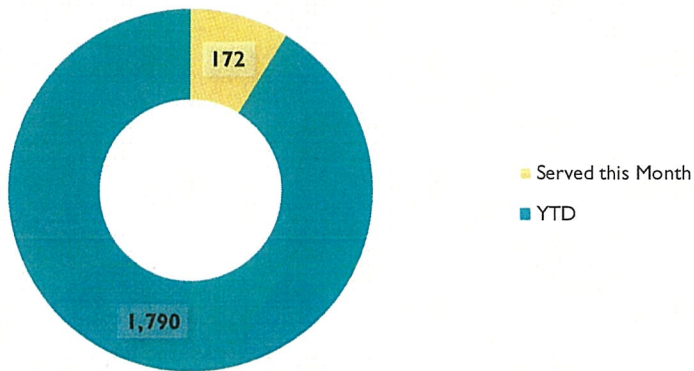
VOLUNTEERS 24

Food Distribution

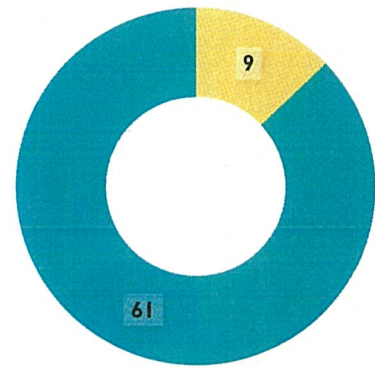


BIA Social Services

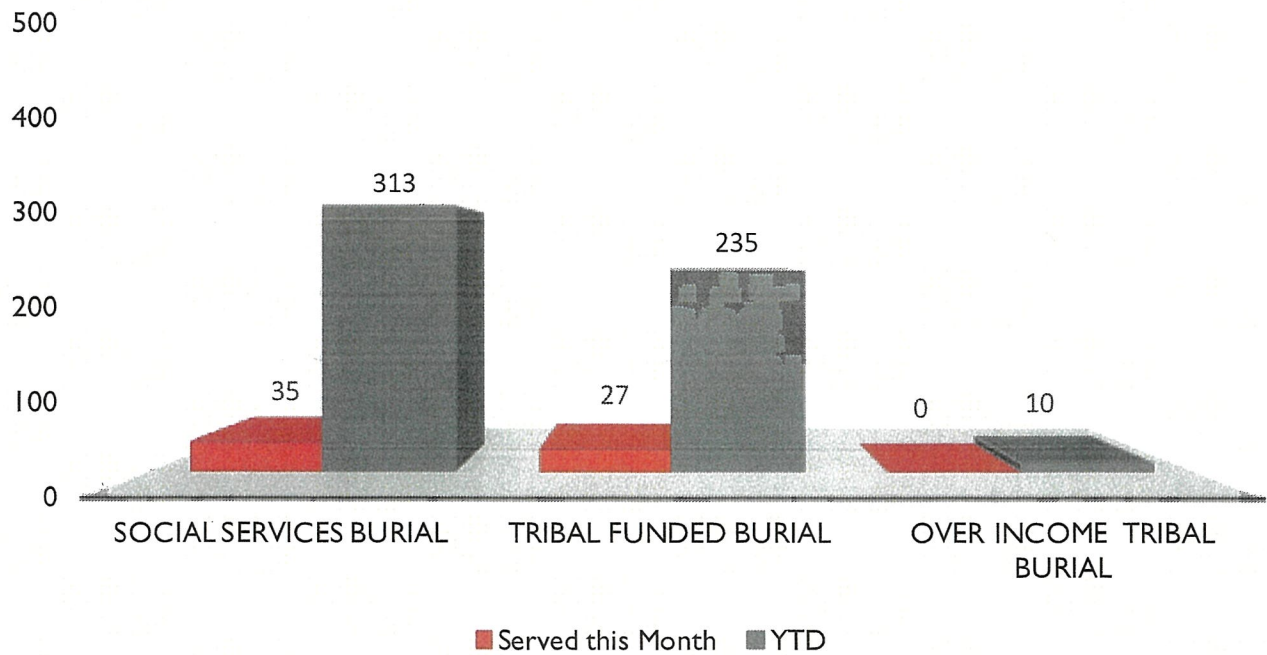
General Assistance



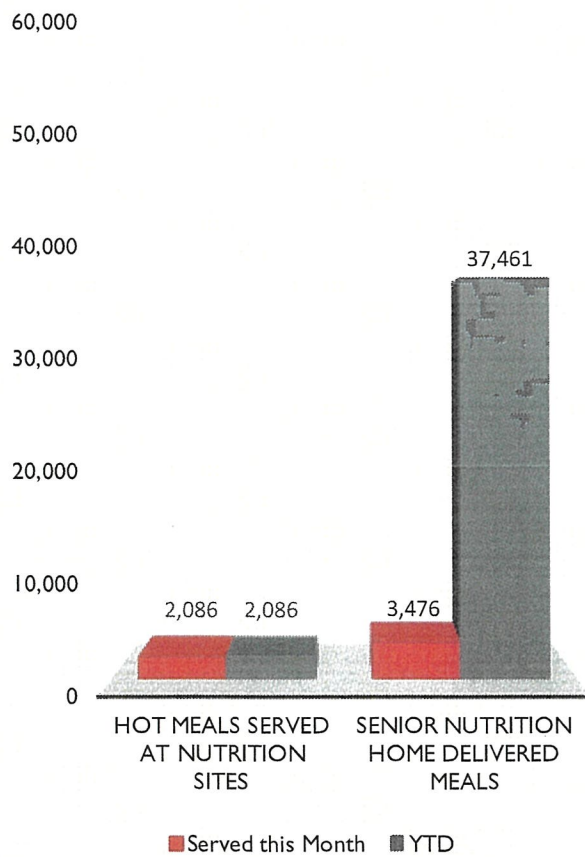
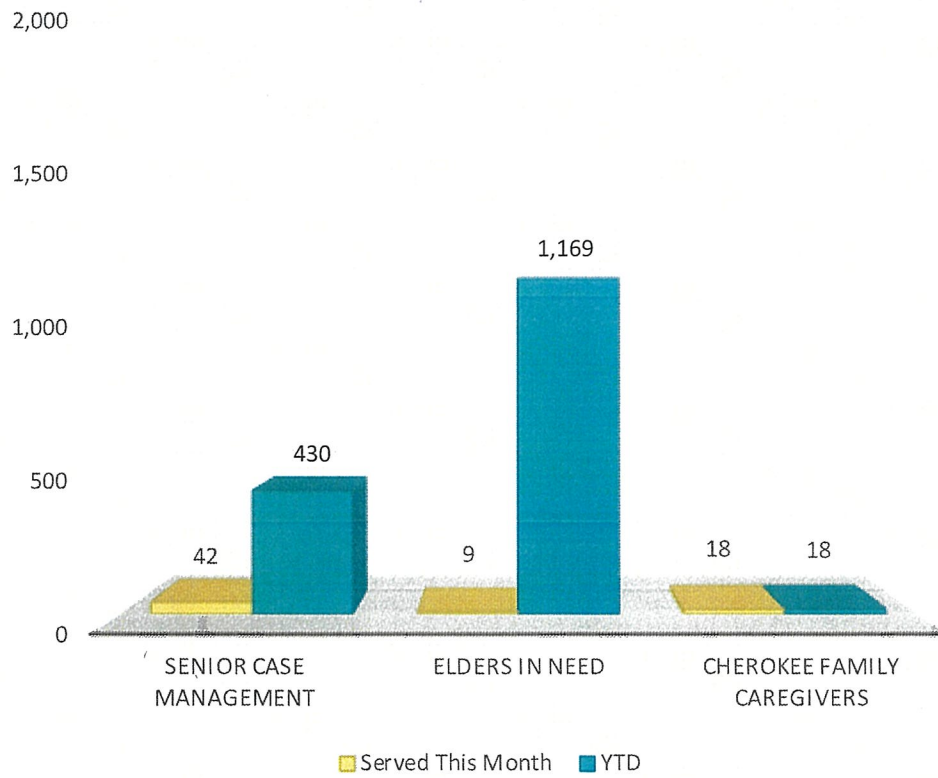
Emergency Assistance



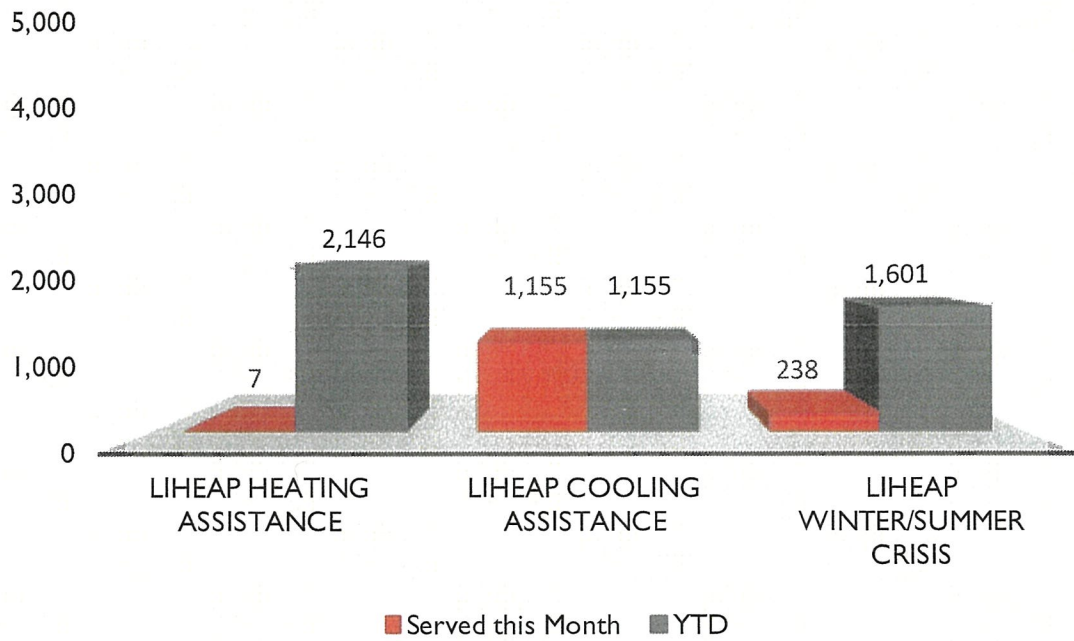
Burial Assistance




Elder Services



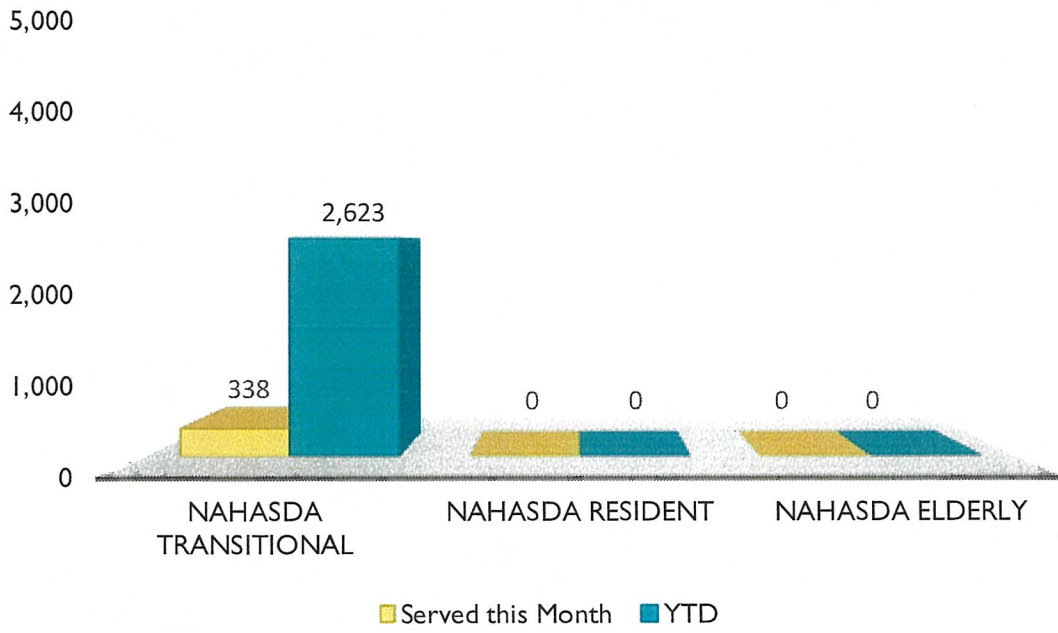
LIHEAP



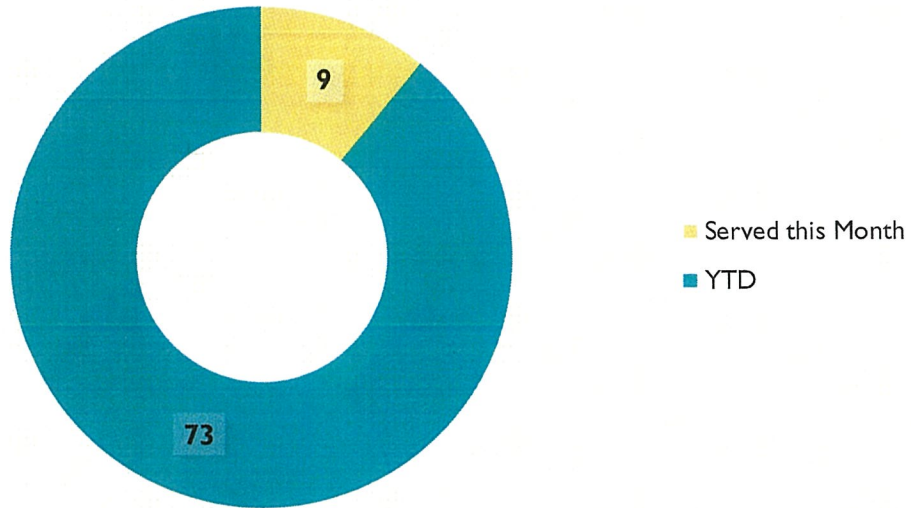
LIHWAP



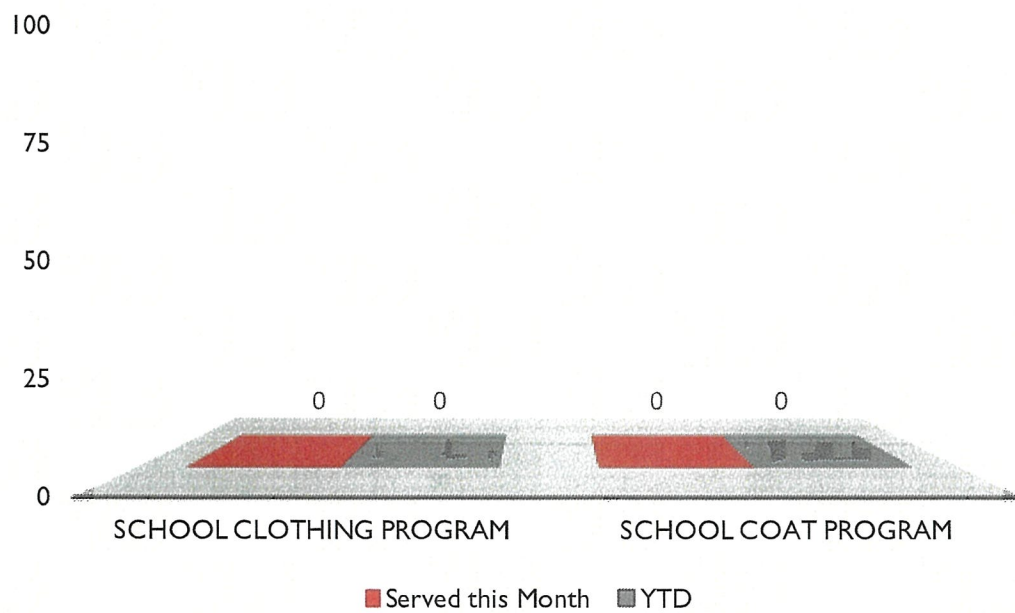
NAHASDA



Tribal Emergency Assistance



School Clothing Assistance



INDIAN CHILD WELFARE

SENIOR DIRECTOR – LOU STRETCH

PROGRAMS:	EMPLOYEES	115
Programs with Court Interaction	VACANCIES	48
Eligibility Notices, Prevention, & Intervention	VOLUNTEERS	0
Child Protective Services		
Certification & Placement Services		

Programs with Court Interaction

OCAPS: Out-Of-District Court Advocacy and Permanency Services

- Involved in child welfare cases in non-jurisdiction counties in Oklahoma and all 50 states.
- Most work is done telephonically or electronically.
- Emphasis on education about the Indian Child Welfare Act and ensuring States comply with it.

SCAPS: State Court Advocacy and Permanency Services

- Involved in child welfare cases inside the 14 counties of which all or part are within the jurisdiction of the Nation.
- Emphasis on education about the Indian Child Welfare Act and ensuring OKDHS compliance, and sometimes provide Tribal Foster Homes.
- Provides services to the families when OKDHS fails to do so or as an alternative to OK DHS services.

TCAPS: Tribal Court Advocacy and Permanency Services

- Involved in child welfare cases which are wholly under the jurisdiction of the Nation and OKDHS is not involved.
- These cases originate on Indian Country or are transferred in from State district courts. Hearings are held at our Tribal Court House. Tribal Foster Homes are fully utilized.

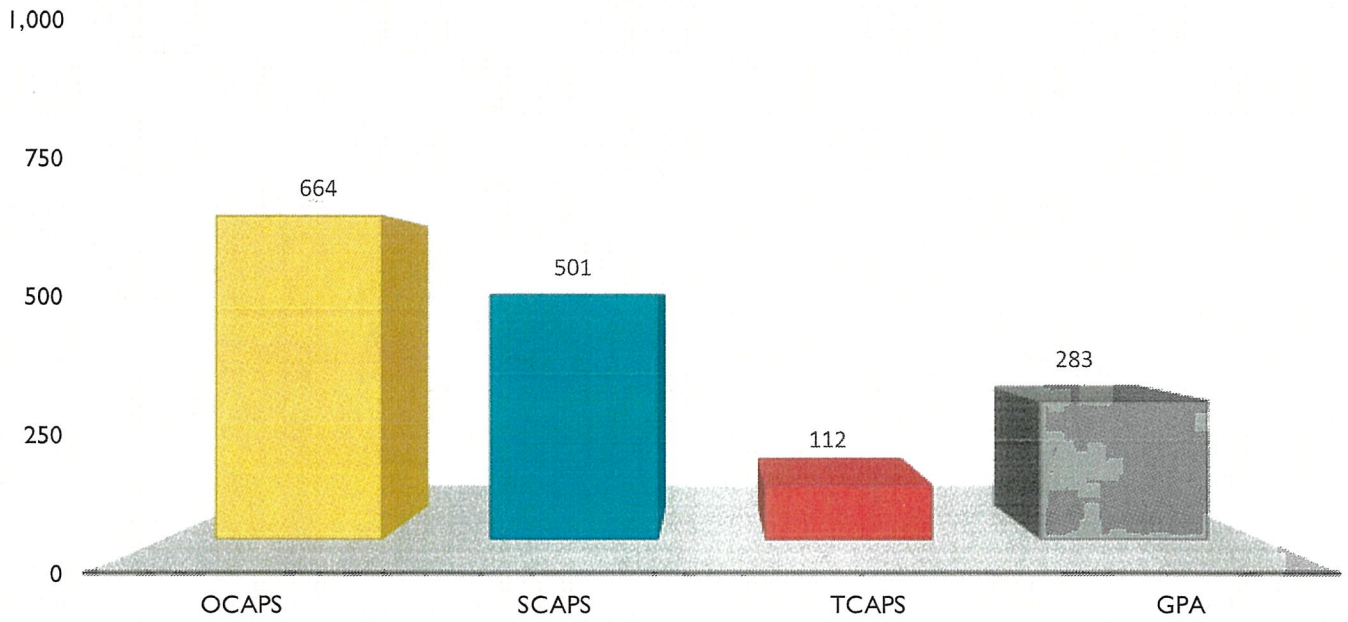
GPA: Guardianships and Private Adoptions

- Involved in civil adoption cases to include voluntary adoption, involuntary adoption and birth parent adoptions.
- Monitors Guardianships and Private Adoptions for compliance with the Indian Child Welfare Act and the best interests of children.
- Serves Cherokee children and their families in Tribal Courts and State Courts throughout the United States.

CPS: Child Protective Services

- Receives referrals involving allegations of maltreatment of Cherokee children.
- Investigates allegations of child maltreatment in Indian Country and co-investigates with DHS in some counties when Cherokee children are involved.

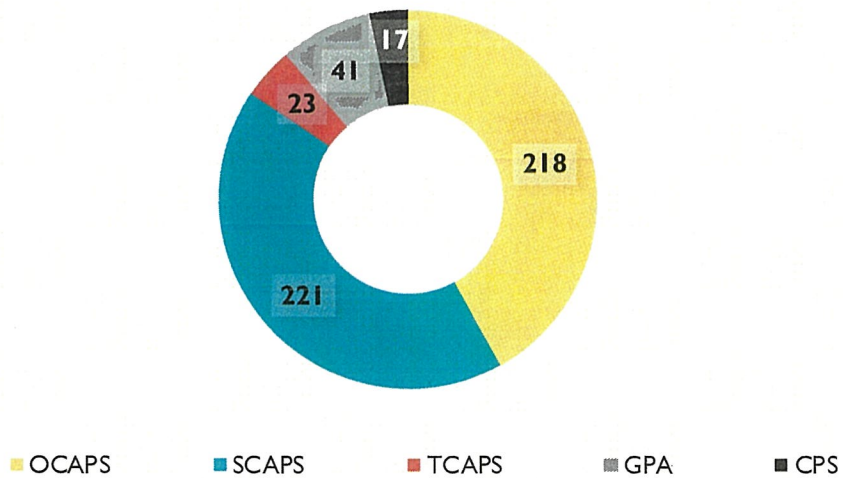
1,560 children with assigned ICW workers



In June

Indian Child Welfare workers went to court 520 times on behalf of Cherokee children and families.
Indian Child Welfare staff worked on cases in 30 states.

Court Appearances



Eligibility Notices, Prevention, & Intervention

When a county or state's child welfare agency gets involved in the life of a family that they suspect to be Cherokee, they are required by the Indian Child Welfare Act (ICWA) to send notice to the tribe. The tribe must then reply to confirm or deny whether the children are members of (or eligible to become members of) the tribe.

Currently, with 7 case workers processing approximately 200-300 pieces of mail per month, response times may vary due to vacancies and depending on the amount of mail received. The tribe has a goal of responding between 45-60 days.

In June

Cherokee Nation received:

412 notices involving 708 children from the State of Oklahoma.

903 notices involving 1,468 children from locations outside of Oklahoma.

1,315 notices involving 2,176 children in total.

The average response-to-notice time this month was 5 days.

Indian Child Welfare Family Protection Services Unit (FPS) assists families in need of hands-on training to correct the conditions that lead to children being removed from their home. These services often include completing a 28-week parenting program that discusses topics like discipline, nutrition, budgeting, and housekeeping. We primarily assist all our tribal CAPS cases but can assist in state cases when a request is made. This helps ensure that families have the tools they need to be reunited. We have also added the Triple P Parenting curriculum to our program.

In June

FPS served 34 children and 15 families.

Child Protective Services

In June

Child Protective Services (CPS) received 674 referrals of child abuse/neglect.

674 referrals involved 251 children.

0 of the 674 were co-investigated by OKDHS and CPS.

12 of the 674 were investigated by CPS in Indian Country.

153 of the 674 referrals were from within reservation boundaries.

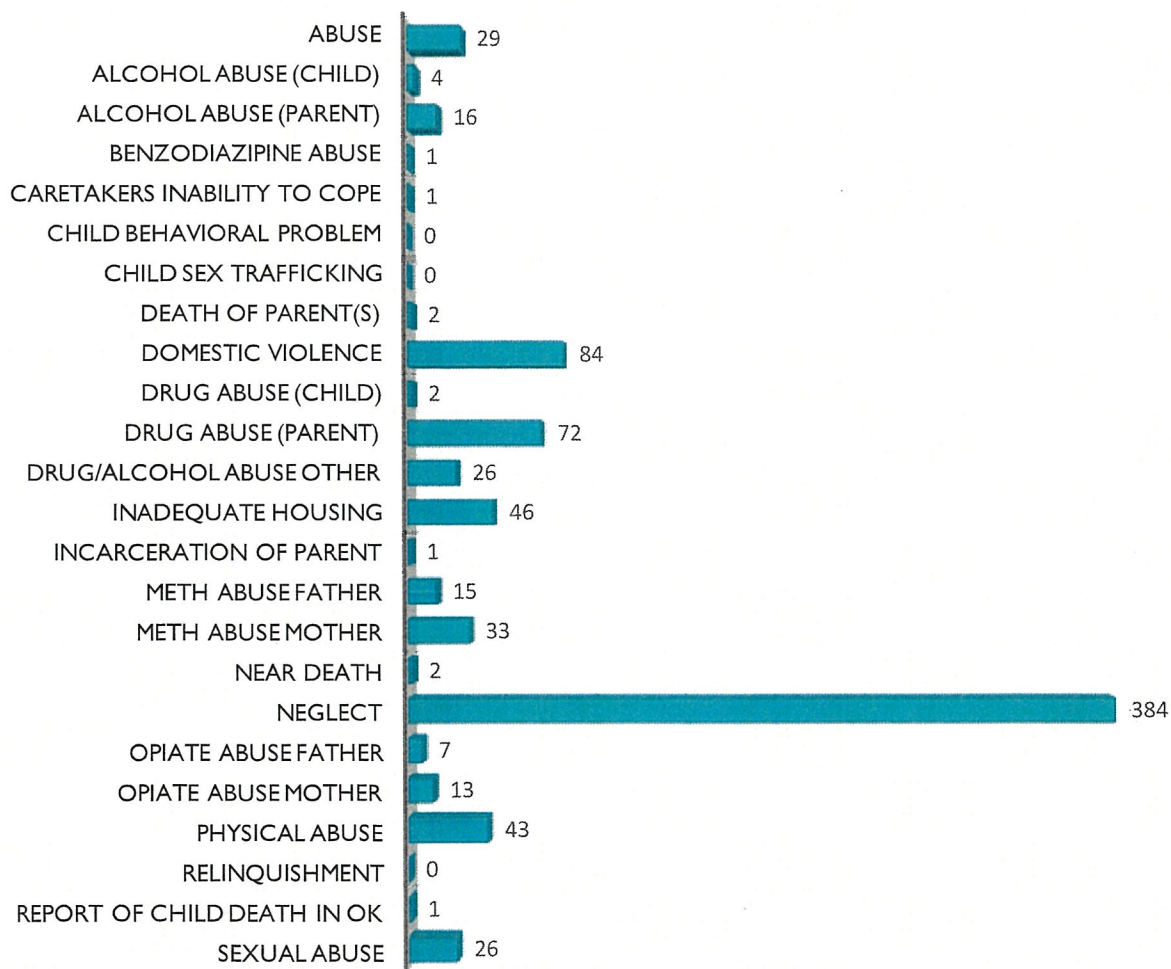
23 of the 674 referrals are those for which ICW is solely responsible.

3 Cherokee child(ren) were removed from tribal land due to confirmed abuse/neglect.

0 child death(s) occurred from within the reservation boundaries.

1 near death(s) occurred from within the reservation boundaries.

Types of Abuse/Neglect Reported



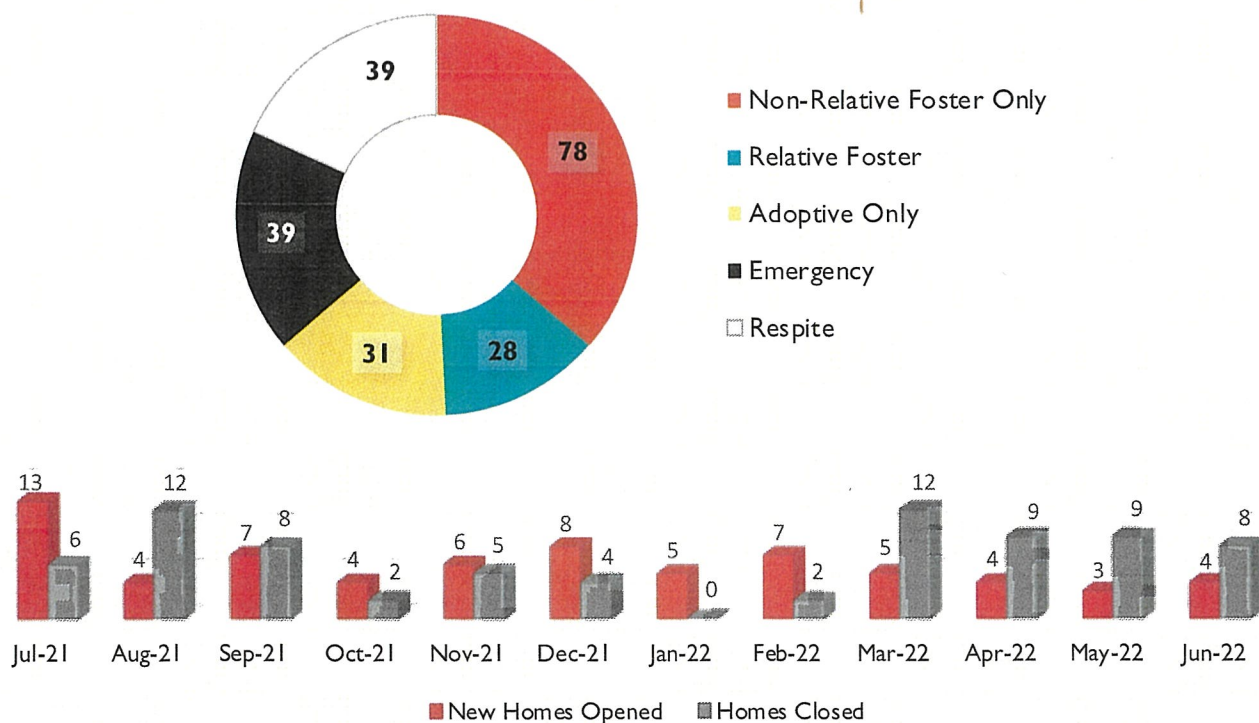
Certification & Placement Services

(Foster & Adoptive Homes)

Types of Certified Placement Resource Homes

- **Non-Relative Foster:** Families who are willing to take in children they do not know on a temporary basis, but may last years. These families usually do not adopt children.
- **Relative Foster:** Families who are related to the children and are fostering them. They do not take in children they are not related to.
- **Non-Relative Adoptive:** Families who hope to adopt children when the children's parents' rights are terminated. These homes take placements of children who are legally free for adoption.
- **Emergency:** Homes that take placement on an emergency basis not to exceed 48 hours.
- **Respite:** Homes that take placement on a temporary basis, not to exceed 10 days.

Homes by Type



OFFICE OF CHILD SUPPORT

DIRECTOR – KARA PASQUA

EMPLOYEES 33
 VACANCIES 4
 VOLUNTEERS 0

Total Client Contacts

3,888

Total Client Interview Contacts

75

Total Court Hearings

24

Total Applications Distributed

42

Total Actions on CS Cases

2,188

Total Cases Opened

57

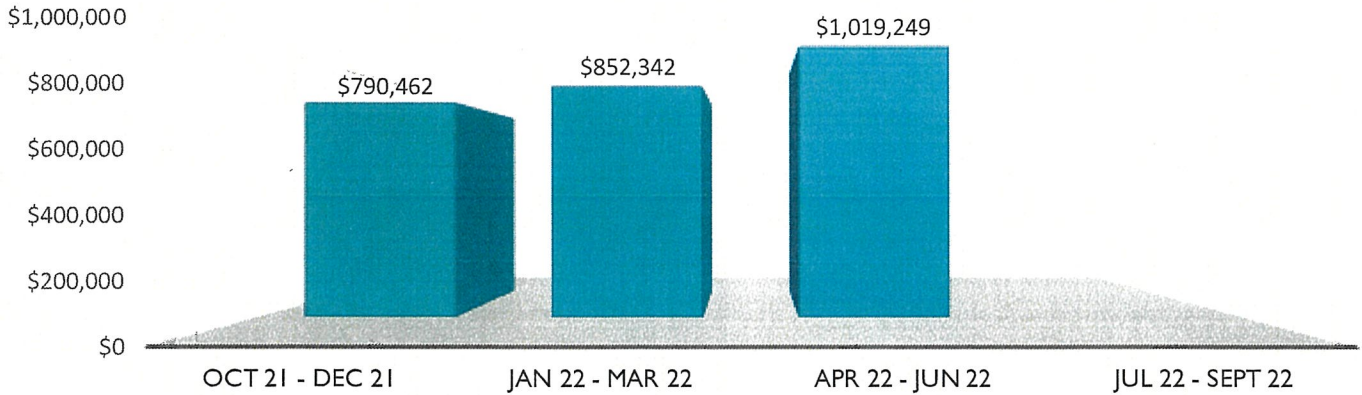
Total Collections for June

\$353,820

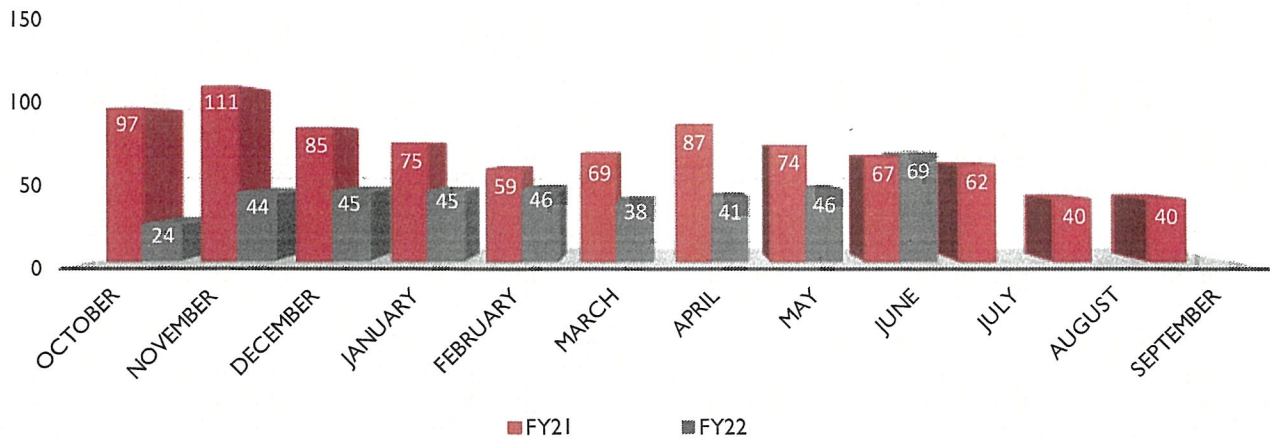
Total Referrals for Services

90

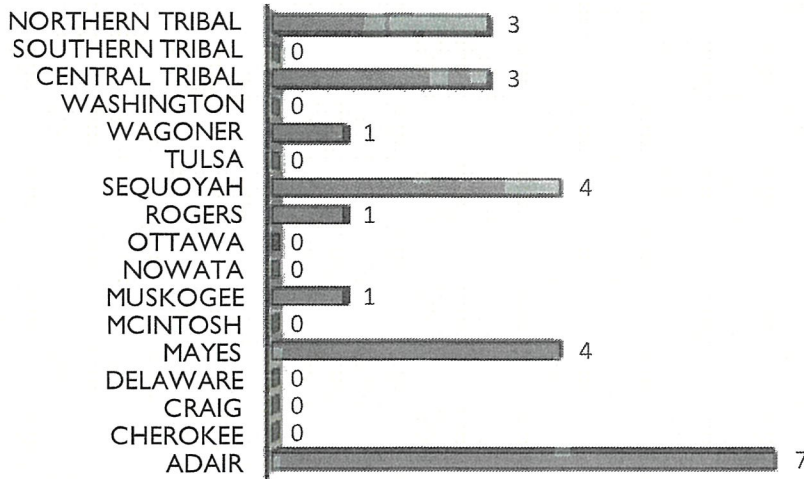
Total Quarterly Collections



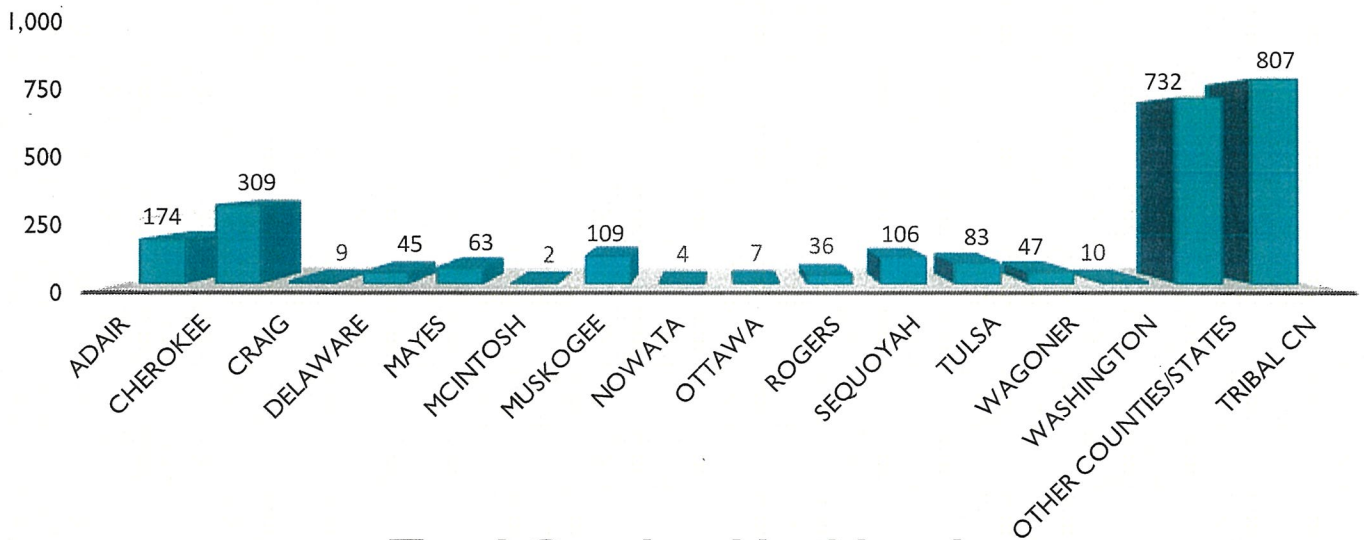
Total Applications Received



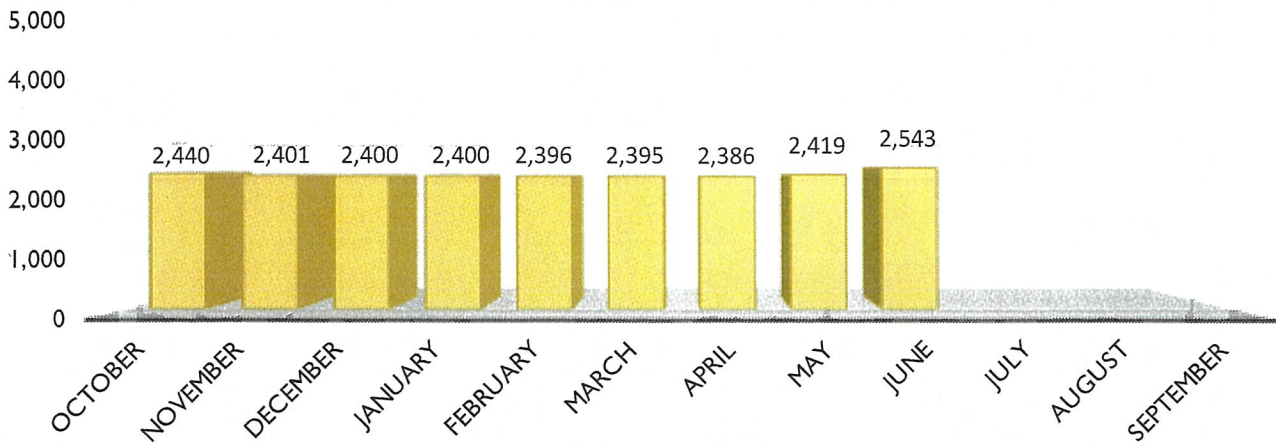
Court Docket Appearances



Case Load by County

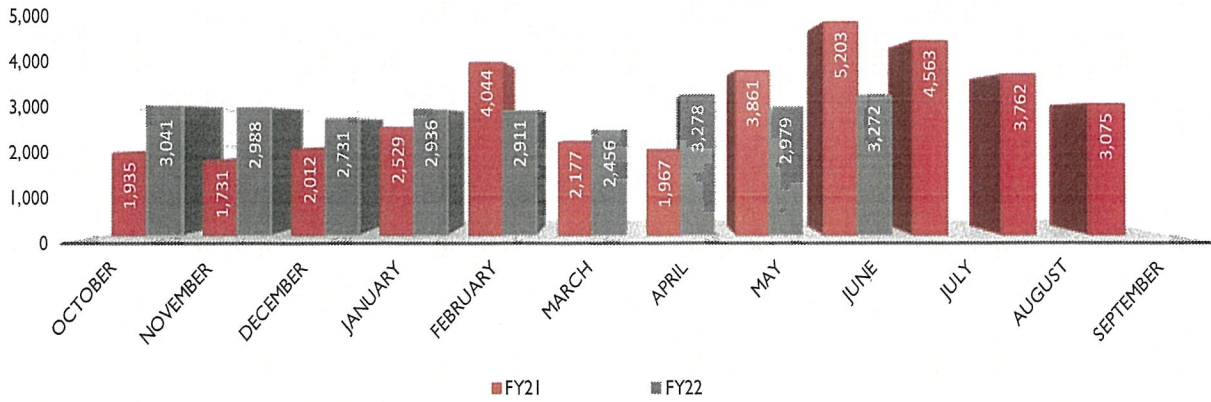


Total Caseload by Month



Total YTD: 21,780

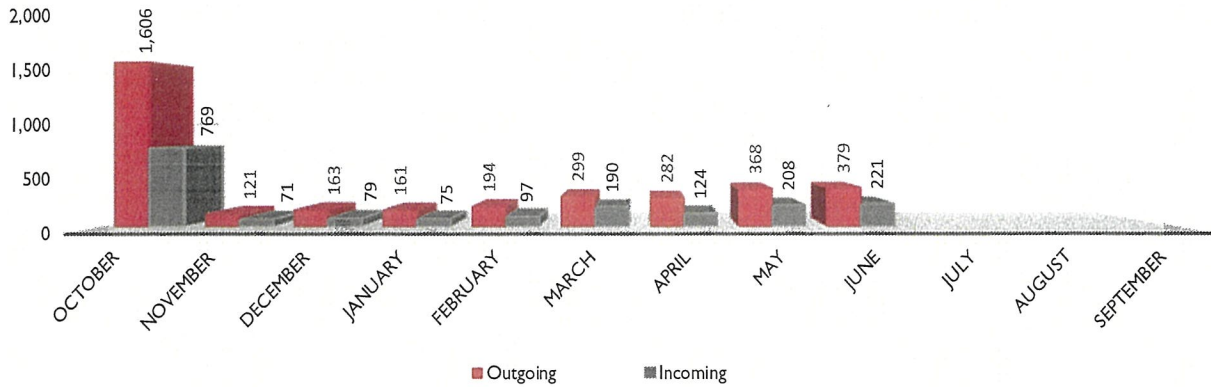
CNOCSS Website Activity



Total FY21: 36,859

Total FY22: 26,592

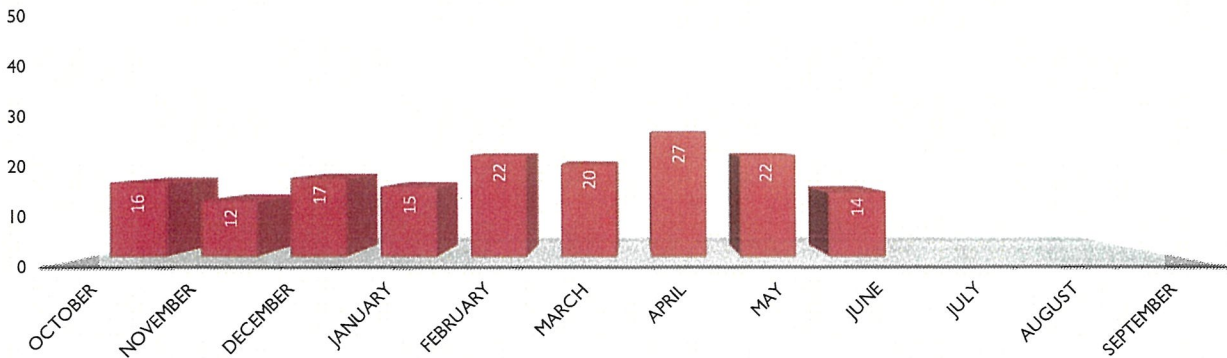
Text Usage to Communicate with Clients



Total Outgoing YTD: 3,573

Total Incoming YTD: 1,834

New Opt-In to Texts via Website



Total YTD: 165

Program Update

The office continues to serve clients Monday – Friday 8-5 p.m. with any health safety restrictions being based upon the CDC color marked levels.

Many of the program staff were able to attend a training conference that was held at the Hard Rock Hotel in Tulsa, OK for the National Tribal Child Support Association June 12-16, 2022. One of the CN Child support Staff was honored by being awarded the Lucille Dawson Award for Professional Excellence- Kamichia Goodman! The Director was honored by being awarded the President's Award.

One incidence that occurred in June involving child support staff that potentially saved the lives of two people that involved mental health awareness. If they had not followed through with proper notification for Marshal, DHS, and Tulsa police involvement, then it could have been a different outcome.

The child support website: <https://childsupport.cherokee.org>.

“Strong Parents, Strong Families, Strong Foundations”

YOUTH SERVICES & SPECIAL PROJECTS

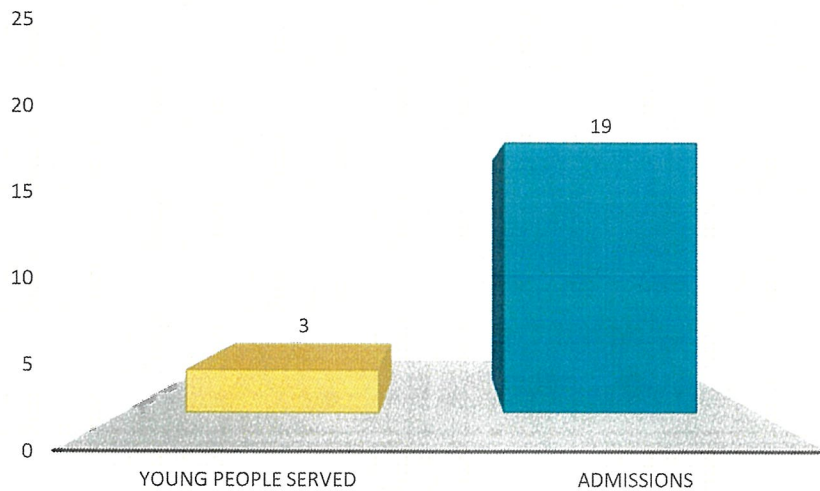
DIRECTOR – LINDA VANN

PROGRAMS:

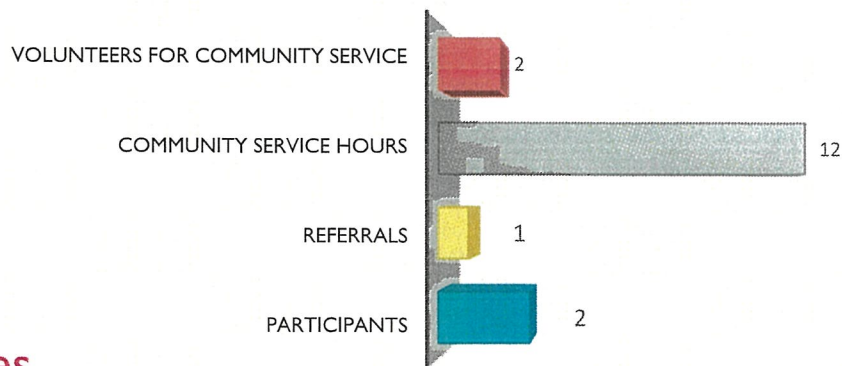
John A. Ketcher Youth Services Center
 MAC (Making a Change)
 Youth Services

EMPLOYEES 12.5
 VACANCIES 3
 VOLUNTEERS 0

John A. Ketcher Youth Services Center



MAC (Making a Change) Classes



Youth Services

Outreach Client Advocacy/Counseling
 Total Clients Served
 25

Total Community Events & Presentations
 0
 Participants in Presentations
 0

CHEROKEE NATION TRIBAL COUNCIL

COMMUNITY SERVICES COMMITTEE REPORT

Group: Transportation & Infrastructure **Month/Year of Report:** July 2022 (Data for June 2022 Activities)

Executive Director: Michael Lynn **Phone:** 453-5396 **E-mail:** michael-lynn@cherokee.org

I. Budget Highlights

Received funding notification from IHS for the following projects for FY2022:

PDS Project Number	Project Name	Community	IHS Funding Received
OK22F57	Cherokee Scattered New, Renovated & Like New Homes	CHEROKEE-CO	\$5,500,000.00
OK22W90	CHEROKEE / Marble City - Lagoon Rehabilitation	MARBLE CITY	\$504,000.00
OK2203I	CHEROKEE / Cherry Tree RWD - Water System Improvements	CHERRY TREE	\$1,521,000.00
OK2243I	CHEROKEE / SDCRWA - Chewey Rd WLX	DELAWARE-CO	\$694,000.00
OK2205I	CHEROKEE / Multi-County - Individual Sewer DL3	CHEROKEE-CO	\$177,000.00
OK2209I	CHEROKEE / Chelsea EDA - WWTP Rehabilitation	CHELSEA	\$655,000.00
OK2232I	CHEROKEE / Adair RWD #2 - 4640 Rd Waterline Replacement	ADAIR-CO	\$326,000.00

II. Program Highlights

a.) Balanced Scorecard Measures

- 47 new water & septic installs
- 29 water & septic repairs
- 67 water analyses performed
- 22 site evaluations
- 30 soil tests
- 50 food handlers trained
- 79 facility inspections, technical assistance and investigations

• Accomplishments

Water Regionalization planning meeting in Craig Co scheduled for July 6, at Welch Community Center.

Grove Rabies Clinic July 9th, 2022. 181 Rabies vaccinations given.

Construction began on the Ironside Water District system improvements project in Craig Co.

Met with CN Staff and representatives from the Kenwood Community to discuss construction projects and infrastructure needs to support them.

Soil testing performed for possible restroom and shower building at Vinita Lake Park (D-11 ARPA Project)

• Future Plans

Finalizing the 2022 SDS submittal to IHS for FY2023 funding.

Future rabies clinics: Salina August 6, Sallisaw September 10.

**CHEROKEE NATION TRIBAL COUNCIL
COMMUNITY SERVICES COMMITTEE REPORT**



New Clarifier Locust Grove Water Treatment Plant Improvements



New Filtration Building Locust Grove Water Treatment Plant Improvements

**CHEROKEE NATION TRIBAL COUNCIL
COMMUNITY SERVICES COMMITTEE REPORT**



Braggs WWTP Improvements



Grove Rabies Clinic 7-9-2022

FY 22 WATER AND SEPTIC REPORT: June 2022

Request Number	NAME	DATE	COMMUNITY	COUNTY	H2O	WI	WR	STDF	SL	SR	ATS	DRIP	LAG	S/S	S/M	OT	CONTRACTOR OR EA	COMMENTS
1004	Kimberly Real	6/2/2022	Mckey	Sequoyah													George T Scott	didn't want service
10495	Manuel Terrill	6/2/2022	Mckey	Sequoyah													George T Scott	clean up
10836	Patsy Garcia	6/3/2022	Lynn Switch	Adair													George T Scott	has water leak
1020	Dale Fixin	6/7/2022	Moody	Cherokee													George T Scott	pumped aerobic
10728	Brittany Benoit	6/7/2022	Proctor	Adair													George T Scott	checked site
1040	Michael Wilden	6/9/2022	Caney Ridge	Cherokee													George T Scott	pumped septic
1056	Jimmy Dreadsfulwater	6/9/2022	Spale Mint	Adair													George T Scott	pump septic/repair h
10839	Rex Guinn	6/12/2022	Rocky Point	Wagoner													George T Scott	pumped septic
1022	Janis McCurry	6/14/2022	McQuicks	Sequoyah													George T Scott	pumped septic
1065	Mason Johnson	6/16/2022	Honey Hill	Adair													George T Scott	site/rw leak
1082	Joe Clewey	6/16/2022	Black Valley	Cherokee													George T Scott	site
1023	Ladawna Clancy	6/16/2022	Peggs	Cherokee													George T Scott	site
10818	Emily Potts	6/16/2022	Sunset Valley	Cherokee													George T Scott	site
10849	Martha Barrington	6/19/2022	Rocky Ford	Cherokee													George T Scott	site
10754	Dana Smith	6/20/2022	JRR	Cherokee													George T Scott	site
10880	Russell Nance	6/22/2022	Stilwell	Adair													George T Scott	pump tank
1089	Carolyn Adair	6/22/2022	Stilwell	Adair													George T Scott	install 600' to well
10775	Randy McKee	6/23/2022	Park Hill	Cherokee													George T Scott	pumped septic
10799	Leslie McConnell	6/23/2022	Evening Shade	Sequoyah													George T Scott	pumped aerobic
10798	Eliza Sanders	6/23/2022	Talleguah	Cherokee													George T Scott	pumped aerobic
10797	Frankie D Reese	6/24/2022	Pumpkin Hollow	Cherokee													George T Scott	pumped septic
10931	Cassie Shores	6/27/2022	Carrers Landing	Cherokee													George T Scott	D/F
1069	Gennie Muskrat	6/29/2022	Beil	Adair													George T Scott	pumped septic
1120	Lillie Perry	6/30/2022	Briggs	Cherokee													George T Scott	pumped septic
10792	Charles Bacon JR	6/1/2022	Salina	Mayes													George T Scott	pumped septic
10830	Rodney Grass	6/2/2022	Pryor	Mayes													George T Scott	pumped septic
10713	Danny Vandover	6/3/2022	Muskogee	Muskogee													Guthrie Excavation	Guthrie Excavation
10885	Bobby Tubby	6/6/2022	Talleguah	Cherokee													Guthrie Excavation	Guthrie Excavation
10778	Jimmy Clairday	6/7/2022	Fort Gibson	Cherokee													Guthrie Excavation	Guthrie Excavation
9932	Curtis D Johnson	6/14/2022	Owasso	Rogers													Guthrie Excavation	Guthrie Excavation
10964	Tommy Pettit	6/15/2022	Vian	Sequoyah													Jerry's Excavation	Jerry's Excavation
10641	Dwight Bryant	6/16/2022	Porum	Muskogee													Jerry's Excavation	Jerry's Excavation
10632	Justin Shackelford	6/16/2022	Wellington	Cherokee													Guthrie Excavation	Guthrie Excavation
10910	Frankie Gonzales	6/21/2022	Stilwell	Cherokee													Guthrie Excavation	Guthrie Excavation
10783	Michael Dyer	6/22/2022	Muldrow	Adair													Guthrie Excavation	Guthrie Excavation
10994	Dona Karnes	6/22/2022	Locust Grove	Sequoyah													Two Eight Drilling	Two Eight Drilling
10880	Russell Nance	6/23/2022	Proctor	Cherokee													Two Eight Drilling	Two Eight Drilling
10676	Savannah Ellison	6/23/2022	Pryor	Mayes													Guthrie Excavation	Guthrie Excavation
10740	Darla Herrmann	6/27/2022	Vian	Sequoyah													Guthrie Excavation	Guthrie Excavation
10727	Anton McGee	6/27/2022	Fort Gibson	Muskogee													Jerry's Excavation	Jerry's Excavation
10451	Keturah Masters	6/27/2022	Westville	Adair													Two Eight Drilling	Two Eight Drilling
10639	Carla Cooper	6/27/2022	Big Cabin	Rogers													Guthrie Excavation	Guthrie Excavation
10895	Jodi Keith	6/30/2022	Kenwood	Delaware													George Pickup	Aerator System
10506	Elisha Blackhear	6/1/2022	Stilwell	Adair													George Pickup	repaired well door
10457	Jeffrey Canson	6/10/2022	Locust Grove	Mayes													George Pickup	repaired well door
10870	Donald Marshall	6/23/2022	Leach	Delaware													George Pickup	repaired well door
10800	Suzanna Maupin	6/24/2022	Leach	Delaware													George Pickup	repaired well door
10787	Billy Fields	6/24/2022	Twin Oaks	Delaware													George Pickup	repaired well door
10774	Jerald Smith	6/27/2022	S Coffeyville	Nowata													George Pickup	repaired well door
10869	Hoy E Anderson SR	6/28/2022	Peggs	Cherokee													George Pickup	repaired well door
9982	Wyonna Crane	6/28/2022	Ketchum	Delaware													George Pickup	repaired well door
1001	Janet Buckhorn	6/10/2022	Rocky Ford	Cherokee													Steven Woods	changed tank & piles
10036	Dele Fite	6/1/2022	Gideon	Cherokee													Steven Woods	New Well 270
10930	Dale Fite	6/18/2022	Moody	Cherokee													Steven Woods	new control box
1007	Stanley Henson	6/18/2022	Little Rock	Mayes													Steven Woods	new pump, wire,cont
1086	Mary Washington	6/16/2022	Moody	Cherokee													Steven Woods	new control box
10532	Justin Shackelford	6/16/2022	Wellington	Cherokee													Steven Woods	new Well 150
1080	Shirley Leaf	6/27/2022	Vian	Cherokee													Steven Woods	new pump, wire,cont
1103	Earl Deenwater	6/29/2022	Hulbert	Sequoyah													Steven Woods	new pump, wire, pipe
1092	Colleen Welch	6/30/2022	Oms	Cherokee													Steven Woods	new check valve

Service Codes:
 H2O = Community Water Connection
 WI = Well Installation
 WR = Well Repair
 SL = H2O Service Line
 SR = Water Service Line Repair
 SM = STDF Repair or Pumping
 OT = Other (Specify in Comments)

Site Evaluations: 22
 Perc Tests: 1
 Chemical Analysis: 33
 Bacteriological Test: 34
 Soil Profiles: 29

New Water Installs: 29
 New Septic Installs: 18
Total New Installs: 47
 Water Repairs: 11
 Septic Repairs: 18
Total Repairs: 29

DISTRICT # & COUNTY	FACILITY DATA SYSTEM			INDOOR AIR QUALITY Sampling/TA	Water Test Completed BACT/Chemical	Primary Drinking Water Standards Violations	Well Assessments	Site Evals	Perc Tests	Soil Profiles
	Inspections Referrals	Investigations - Complaints	Technical Assistance							
2 - Cherokee/Wagoner	3	1	28		Chem 2/BT 22	15		8	1	5
4 - Muskogee/McIntosh	4		2					5		2
5 & 6 - Sequoyah	2		2							4
7 & 8 - Adair			5	1	Chem 3/BT 1	4		3		3
9 & 10 - Delaware/Ottawa	12		6		Chem 6/BT 7	3		2		9
11 - Craig							1			2
12 - Nowata/Washington	3		2					2		1
13 - Tulsa		1	1							
14 - Rogers										
15 - Mayes	1		1					1		
MONTHLY TOTAL	30	2	47	2	Chem 4/BT 4	3	1	22	1	29
YEAR TO DATE	535	800	67%	2	217	152	8	225	191	57
ANNUAL GOAL	800	800	67%	2	217	152	50	200	200	100
% COMPLETE							16%	113%	96%	57%

HIGHLIGHTS:

Training - Homemade Food Freedom Act Workshop - Pawnee

Meetings -

Misc. - Stilwell Rabies Clinic - 235 vaccinations

OEH made a Healthy Homes Mold Training Video for ITEC YouTube Channel

PROGRAM DESCRIPTION:

This office helps to ensure that tribal facilities are operated in a safe and sanitary manner and provides Tribal members with services and information to lead environmentally healthy lifestyles through inspections and investigations related to food, vectors, water and waste water. This office further provides food service training for certification, environmental disease prevention training, injury prevention intervention, water sampling, and indoor air quality investigations.

CHEROKEE NATION
ENGINEERING & SANITATION FACILITIES CONSTRUCTION

MONTHLY REPORT FOR **2022 June**– COMMUNITY WATER & WASTEWATER PROJECTS

PROJECT NAME: Kenwood Water District – Water Loss Reduction Phase I – OK16U28
DESCRIPTION: Install route meters and additional valves to isolate leaks and prioritize worst areas for replacement projects.
TRIBAL HOMES: 174 +/-
FUNDING SOURCE(S): I.H.S. / EPA
STATUS: In-Progress – Under Construction
CN DISTRICT IMPACTED: DIST 9
Total Project Cost: \$302,000.00

PROJECT NAME: Cherry Tree Wastewater Force Main to Stilwell – OK18V44
DESCRIPTION: Construction of 21,500 l.f. of 6-inch force main to City of Stilwell Wastewater Collection System. Develop Closeout plan for existing lagoons at Cherry Tree Industrial Park.
TRIBAL HOMES: 68 +/-
FUNDING SOURCE(S): I.H.S. / E.P.A. / FRF
STATUS: Engineering Complete, Pending Easements
CN DISTRICTS IMPACTED: DIST 7 / DIST 8
Total Project Cost: \$1,172,000.00

PROJECT NAME: Pine Ridge WL Extension – Cherokee RWD #3 – OK18V31
DESCRIPTION: Construction approximately 6,500 l.f. of 2-inch waterline along Pine Ridge Road and 525 Road in Cherokee County.
TRIBAL HOMES: 7 +/-
FUNDING SOURCE(S): I.H.S. / Cherokee Nation
STATUS: Pending Construction Start Date
CN DISTRICTS IMPACTED: DIST 2
Total Project Cost: \$119,000.00

PROJECT NAME: TPWA – Blue Bird Dr WLX – OK19V56
DESCRIPTION: Install 6,300' of 12" & 6"
TRIBAL HOMES: 4
FUNDING SOURCE(S): EPA
STATUS: Pending DEQ Permit
CN DISTRICTS IMPACTED: 3
Total Project Cost: \$55,000.00

PROJECT NAME: Iron Side Water District (Craig Co.) – Transmission/System Rehabilitation – OK19V72
DESCRIPTION: 7,000' of 6", 25,000 gal. Standpipe
TRIBAL HOMES: 64
FUNDING SOURCE(S): EPA/IHS/Other
STATUS: Construction Started 4/18/22
CN DISTRICTS IMPACTED: 11
Total Project Cost: \$714,000.00

PROJECT NAME: Cherokee #3/N. Bryant Rd. – OK19V79
DESCRIPTION: 7,900 LF of 6"
TRIBAL HOMES: 2
FUNDING SOURCE(S): IHS
STATUS: Preliminary
CN DISTRICTS IMPACTED: 1
Total Project Cost: \$40,000.00

PROJECT NAME: Cherokee #3/W Grandview Rd. – OK19V81
DESCRIPTION: 6,800 LF of 4"
TRIBAL HOMES: 10
FUNDING SOURCE(S): IHS/Other
STATUS: Pending Construction Start Date
CN DISTRICTS IMPACTED: 1
Total Project Cost: \$192,500.00

PROJECT NAME: Cherokee #3/W. 750 Rd – OK19V82
DESCRIPTION: 5,500 LF of 4"
TRIBAL HOMES: 8
FUNDING SOURCE(S): IHS/Other
STATUS: Pending Construction Start Date
CN DISTRICTS IMPACTED: 1
Total Project Cost: \$184,500.00

PROJECT NAME: Cherokee #11 / Distribution System Improvements – OK19V85
DESCRIPTION: Water loss survey, replace 5 mi. waterline, Construct 2.5 mi of 8", Standby power.
TRIBAL HOMES: 724
FUNDING SOURCE(S): IHS/Other
STATUS: Project Complete.
CN DISTRICTS IMPACTED: 1
Total Project Cost: \$2,675,000.00

PROJECT NAME: Cherokee County / Tenkiller Utility Authority – OK19V89
DESCRIPTION: 3.3 MGD Treatment Plant, 95,235 lf of 6", 93,890 lf of 8", 41,560 lf of 10", 84,785 lf of 12", 59,935 lf of 16", 5,970 lf of 20", 5 storage tanks, 14 connections to existing water systems.
TRIBAL HOMES: 1678
FUNDING SOURCE(S): IHS/USDA-RD
STATUS: Finalizing Plans
CN DISTRICTS IMPACTED: 1,2,15
Total Project Cost: \$11,545,000.00

PROJECT NAME: Rogers County / Inola PWA – WW System Rehabilitation – OK19V90
DESCRIPTION: 14,720 lf of pipe rehab/replacement, 73 manhole rehabs.
TRIBAL HOMES: 91
FUNDING SOURCE(S): EPA CWA, IHS
STATUS: Construction Complete 5/20/22, awaiting final inspection
CN DISTRICTS IMPACTED: 15
Total Project Cost: \$5,128,000.00

PROJECT NAME: Muskogee County / Braggs PWA – Sewer System Upgrade – OK19V91
DESCRIPTION: Install 8" & 12" sewer line, new manholes, lift stations, sludge removal.
TRIBAL HOMES: 45
FUNDING SOURCE(S): IHS / Other
STATUS: Under Construction
CN DISTRICTS IMPACTED: 4
Total Project Cost: \$2,138,000.00

PROJECT NAME: Mayes County / Locust Grove PWA – WTP Improvements – OK19V94
DESCRIPTION: Update and Add onto existing WTP to increase capacity and meet current standards.
TRIBAL HOMES: 307
FUNDING SOURCE(S): IHS / Other
STATUS: Under Construction, Start 8/17/20
CN DISTRICTS IMPACTED: 9,15
Total Project Cost: \$10,877,539.00

PROJECT NAME: Cherokee County / TPWA – Indian Meadows SS – OK19W00
DESCRIPTION: Install 5,000' of 12" sewer main and 9,000' of 8" sewer main to connect homes to TPWA sewer system.
TRIBAL HOMES: 118
FUNDING SOURCE(S): IHS
STATUS: Project awarded, Pending Start Date.
CN DISTRICTS IMPACTED: 3
Total Project Cost: \$1,355,000.00

PROJECT NAME: Delaware County / Kenwood Sewer Lagoon Rehab – OK20W13
DESCRIPTION: Repair and Modify all 3 Sewer Lagoons, repair dikes, replace liners, new fencing, erosion control.
TRIBAL HOMES: 24
FUNDING SOURCE(S): IHS, EPA, Tribal
STATUS: Preliminary, Design Phase
CN DISTRICTS IMPACTED: 9
Total Project Cost: \$1,032,000.00

PROJECT NAME: Nowata County / Nowata Municipal Auth. – Raw Water Intake – OK20W23
DESCRIPTION: Install third pump, replace valving, repair isolation gates, replace ladder, replace jib crane
TRIBAL HOMES: 469
FUNDING SOURCE(S): IHS, Other
STATUS: Preliminary Phase
CN DISTRICTS IMPACTED: 12
Total Project Cost: \$201,000.00

PROJECT NAME: Delaware County / Colcord PWA – Sewer System Rehab – OK21W67
DESCRIPTION: Install 4,800' of 8" pvc sewer, rehab lift station and lagoon transfer station.
TRIBAL HOMES: 81
FUNDING SOURCE(S): IHS, CDBG
STATUS: Preliminary Phase
CN DISTRICTS IMPACTED: 9
Total Project Cost: \$504,000.00

PROJECT NAME: Adair County / Cherry Tree – Water System Improvements
DESCRIPTION: Repair/replace waterlines, booster pump stations, valves, etc..
TRIBAL HOMES: 838
FUNDING SOURCE(S): FRF, IHS, CN
STATUS: In Progress
CN DISTRICTS IMPACTED: 7,8
Total Project Cost: \$5,821,000.00

PROJECT NAME: Cherokee County / Cherokee #1 – Cherokee #1/Muskogee #7 Connection
DESCRIPTION: Approximately 5 miles of 8" and 1.2 miles of 6" waterline, water storage tank and pump station.
TRIBAL HOMES: 170
FUNDING SOURCE(S): FRF
STATUS: Pending Start Date
CN DISTRICTS IMPACTED: 1
Total Project Cost: \$800,000.00

PROJECT NAME: Sequoyah County / Marble City – Sanitary Sewer System Improvements
DESCRIPTION: Replace approximately 6,780' of 8" PVC SS line, repair/replace 20 manholes, renovate existing lagoons.
TRIBAL HOMES: 11
FUNDING SOURCE(S): FRF
STATUS: Preliminary
CN DISTRICTS IMPACTED: 5
Total Project Cost: \$1,500,000.00

PROJECT NAME: Nowata County / Nowata Municipal Auth – Water System Improvements
DESCRIPTION: Storage tank aeration, replace fire hydrants, new equipment for WTP
TRIBAL HOMES: 469
FUNDING SOURCE(S): FRF
STATUS: Preliminary
CN DISTRICTS IMPACTED: 12
Total Project Cost: \$1,000,000.00

PROJECT NAME: Rogers County / Chelsea Economic Dev Auth – WWTP Improvements
DESCRIPTION: New grinder pump, new pump station at lagoon, new irrigation system, sludge removal, replace sewer lines.
TRIBAL HOMES: 193
FUNDING SOURCE(S): FRF
STATUS: Preliminary
CN DISTRICTS IMPACTED: 14
Total Project Cost: \$2,000,000.00

PROJECT NAME: Delaware County / Delaware #1 – Water Storage Tank
DESCRIPTION: Rehabilitate Eucha storage tank, Replace Hwy 20 storage tank with new tank.
TRIBAL HOMES: 123
FUNDING SOURCE(S): FRF
STATUS: Preliminary
CN DISTRICTS IMPACTED: 9
Total Project Cost: \$500,000.00

PROJECT NAME: Nowata County / Lenapah PWA – Water System Improvements
DESCRIPTION: Replace multiple valves, flush hydrants, new controls at WTP, new water storage tank.
TRIBAL HOMES: 41
FUNDING SOURCE(S): FRF
STATUS: Preliminary
CN DISTRICTS IMPACTED: 11
Total Project Cost: \$700,000.00

PROJECT NAME: Adair County / Southern Delaware Co RWA – Chewey WL Extension
DESCRIPTION: Installation of 15,200' of 6" WL, 8,500' of 2" WL, river bore, valves, etc...
TRIBAL HOMES: 23
FUNDING SOURCE(S): FRF
STATUS: Preliminary
CN DISTRICTS IMPACTED: 7, 8
Total Project Cost: \$1,400,000.00

Service Spotlight

This newsletter is intended to provide a spotlight on a service recently provided through the Cherokee Nation Engineering & Sanitation Facilities Construction program.

Mr. Jerald Smith lives in the South Coffeyville community in Nowata County. He recently developed a bad leak in his water service line and his water meter was shut off by the rural water district. Mr. Smith contacted the Sanitation Facilities Construction program on June 9th to report the leak. An application was received on June 10th and a work order issued to the Bull Hollow force account crew to repair the leak. The CN crew moved on site on June 12th and installed a new water service line, a shut off valve at the foundation and water service was restored. On July 5th Guthrie's Excavation was dispatched to repair a leak that developed in the shut off valve. The project was closed on July 12th.



Applicant:

Jerald Smith

South Coffeyville, OK

Funding Source:

Tribal Individual Water and Sewer Funding 1010431

Total Cost of Service:

\$2,587.50

Mitigating factors/challenges overcome:

None

CN Council District

District 11



CHEROKEE NATION TRIBAL COUNCIL
DEPARTMENT OF TRANSPORTATION & INFRASTRUCTURE COMMITTEE REPORT

Group: Department of Transportation & Infrastructure **Month/Year of Report:** August 2022

Executive Director: Michael Lynn **Phone:** 918-453-5396 **E-mail:** Michael-Lynn@cherokee.org

Comments:

ADAIR COUNTY PROJECTS:

1. Rocky Mountain School Loop Bridge (TCM Dist. 7) – Estimated project cost is \$1,206,956 – The project is 99% completed. A final inspection is being scheduled.

CHEROKEE COUNTY PROJECTS:

1. Northeast Fort Gibson Phase II (TCM Dist. 1 & 4) – Estimated project cost is \$4,288,414 – H&G Paving Contractors, Inc. was awarded the project for \$2,840,987.40 with a construction ending date of December 3, 2022. Construction is 23% complete. Working on a box structure and subgrade.
2. Hulbert Lost City Road (TCM Dist. 1) – Estimated project cost is \$7,094,832. The project is 99% complete. Project is in Liquidated damages as of December 2, 2021. Final Inspection on July 12, 2022 Working on final payment.
3. Mud Valley Road (TCM Dist. 1 & 3) – Estimated project cost is \$14,320,000. Right of Way acquisition is 100% complete. Utility relocation agreements have been executed for NOPFA, HPWA, Cherokee RWD 11, and Cherokee RWD 3. LREC and AT&T relocation plans have been reviewed. GRDA is evaluating the need to relocate a transmission pole. Received Final Plans and Engineer's Estimate.
4. Dreadfulwater Road (TCM Dist. 3) – Estimated Project cost is \$2,438,509. Finalizing the preparation of right-of-way documents and exhibits. Will schedule an update meeting with engineer and county commissioner in July to prepare for acquisition phase.

CRAIG COUNTY PROJECTS:

1. NS 4410 Road (TCM Dist. 11) – Estimated project cost is \$5,597,000. Craig County RWD 2 has completed their relocation and is finalizing the final reimbursement application. City of Vinita waterline relocation final tie-in work is scheduled for July 26th & 27th.

DELAWARE COUNTY PROJECTS:

CHEROKEE NATION TRIBAL COUNCIL
DEPARTMENT OF TRANSPORTATION & INFRASTRUCTURE COMMITTEE REPORT

1. Kansas Dry Creek East (TCM Dist. 9) – Estimated project cost is \$2,783,083. Public Meeting was held with positive feedback. Acquisition phase will begin in the near future.

MAYES COUNTY PROJECTS:

1. Chimney Rock Hollow (TCM Dist. 9) – Estimated project cost is \$8,685,924. Project is 62% complete. Working on subgrade, aggregate base and placing asphalt.

MUSKOGEE COUNTY PROJECTS:

1. Coody Creek Bridge (TCM Dist. 4) – Cherokee Nation is paying the full portion of the \$1,376,927.96 construction. This is a cooperative project between ODOT, Muskogee County and CNDOT with ODOT performing the administration and project inspections. This project was awarded to H&H Bridge Company and is 50% complete.

TULSA COUNTY PROJECTS:

1. Horsepen Creek Bridge (TCM Dist. 14) - Cherokee Nation's portion is \$1,000,000. The total construction project is \$1,934,368.94 with CNDOT is contributing 51.7%. This is a cooperative project between ODOT, Tulsa County and CNDOT with ODOT performing the administration and project inspections. This project was awarded to H&H Bridge Company and is 43% complete.

SEQUOYAH COUNTY PROJECTS:

1. Dwight Mission Road (TCM Dist 5) – Estimated project cost is \$10,263,728. This is a cooperative project between ODOT, Sequoyah County and CNDOT. This project is approximately 92% complete. Project is in Liquidated Damages and awaiting completion.

CHEROKEE TRANSIT SYSTEM:

Ridership on all routes for the month of June 2022 were:

1. Sallisaw to Tahlequah – 138 rides
2. Pryor to Catoosa – 221 rides
3. Salina to Catoosa – 136 rides

CHEROKEE NATION TRIBAL COUNCIL
DEPARTMENT OF TRANSPORTATION & INFRASTRUCTURE COMMITTEE REPORT

4. Stilwell to Tahlequah – 138 rides
 5. Muskogee to Tahlequah – 104 rides
 6. Tahlequah to Chouteau/Hulbert – 18 rides
 7. Tahlequah to Catoosa – 92 rides
 8. Stilwell to West Siloam Springs – 90 rides
 9. Individual Demand Response Trips: 7,523
- Total Rides: 8,460

Note: Ridership reports run 2 months behind.

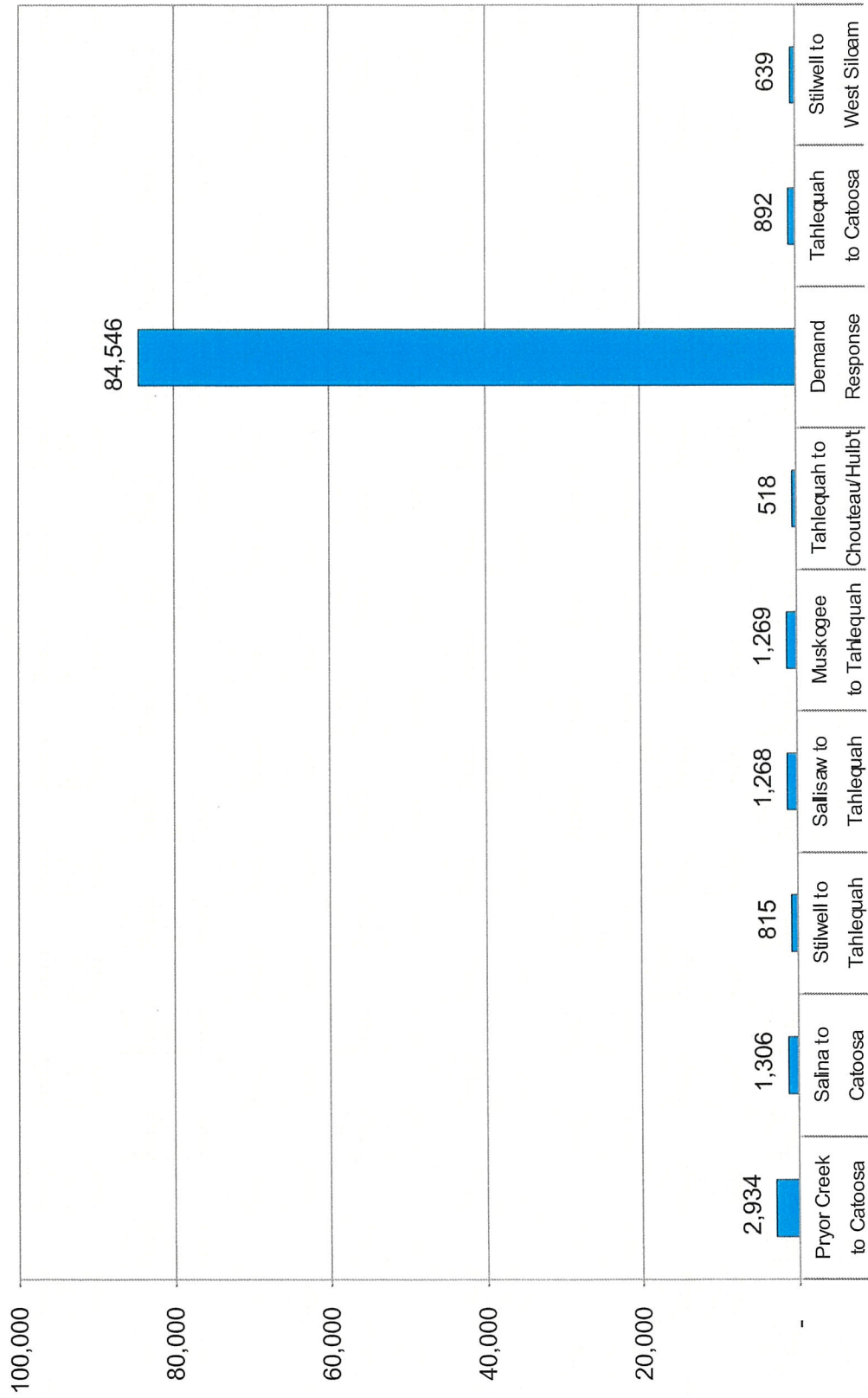
CHEROKEE NATION®
GWSJG DBF



Cherokee Nation Transit

Ridership Update – July 2022

Cherokee Nation Transit - 94,187 Rides YTD

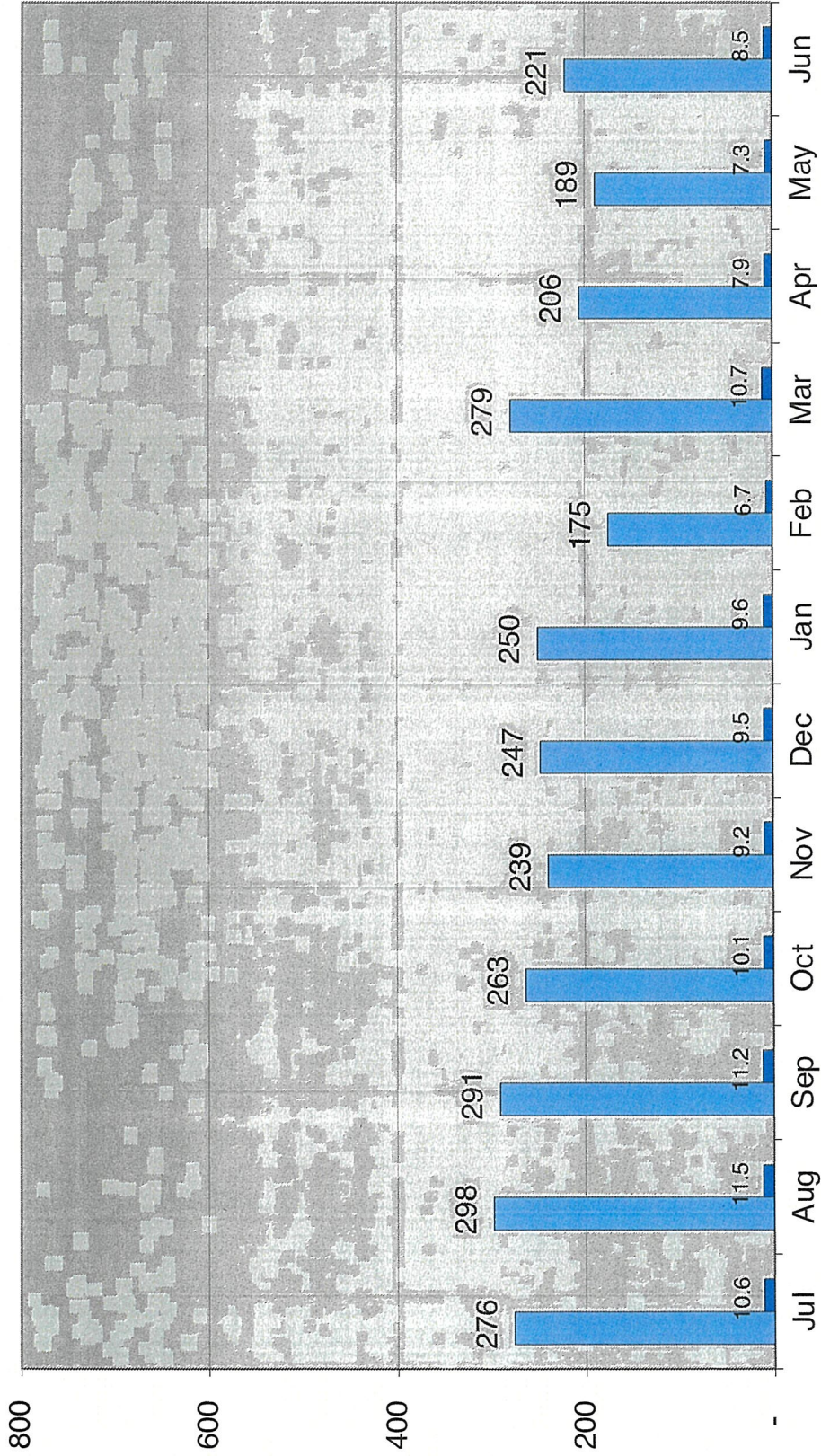


June 2022 Route Performance

Route	Number of Rides
Pryor Creek to Catoosa	221
Salina to Catoosa	136
Stilwell to Tahlequah	138
Sallisaw to Tahlequah	138
Muskogee to Tahlequah	104
Tahlequah to Chouteau/Pryor	18
Tahlequah to Catoosa	92
Stilwell to West Siloam Springs	90
Individual Demand Response Trips	7,523
Grand Total	8,460


Pryor Creek to Catoosa Monthly Ridership - 2021/2022

■ Total Number of Rides ■ Average Number of Rides Per Day



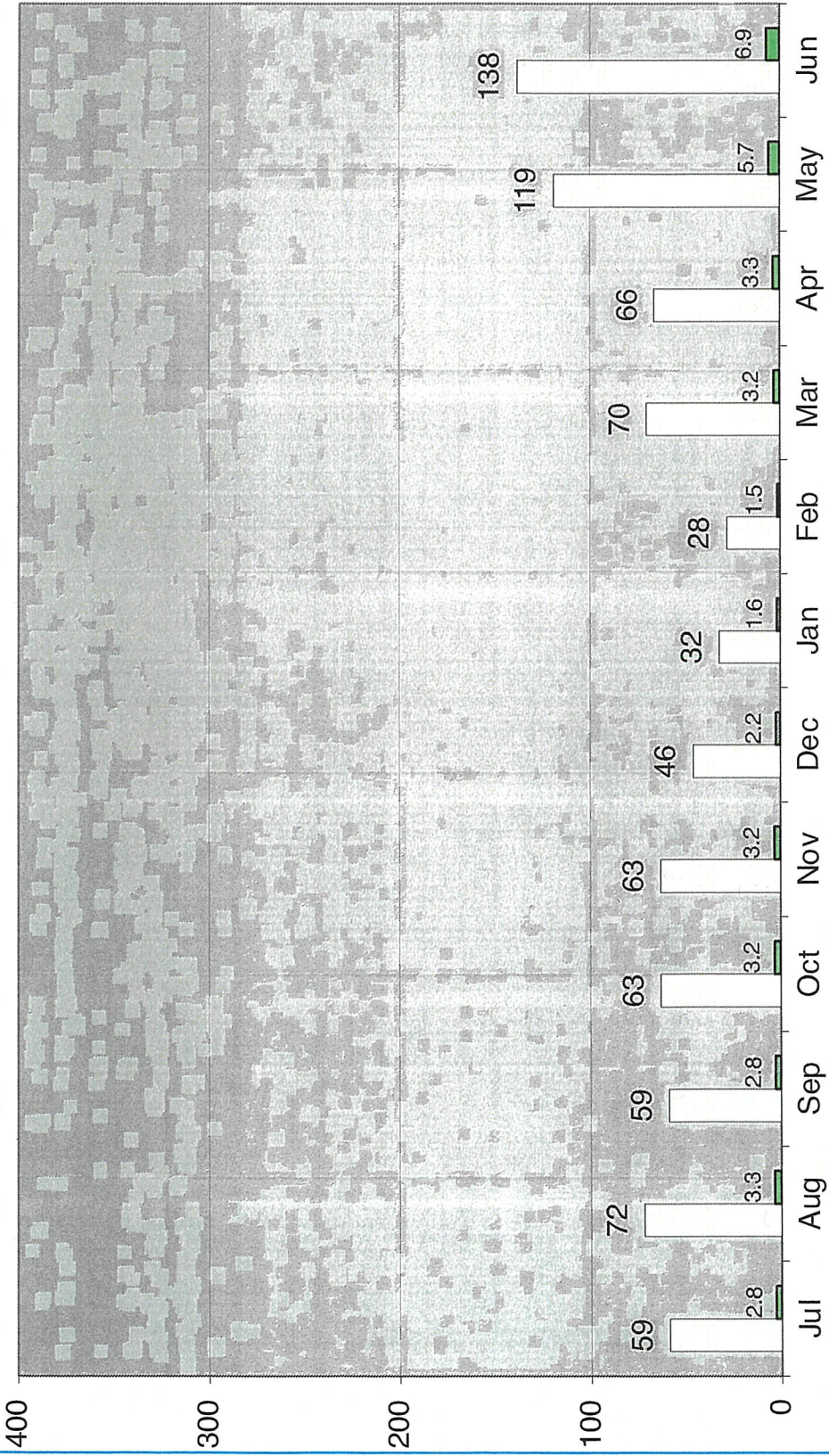
Salina to Catoosa Monthly Ridership - 2021/2022

□ Total Number of Rides ■ Average Number of Rides Per Day




Stilwell to Tahlequah Monthly Ridership - 2021/2022

Total Number of Rides
 Average Number of Rides Per Day



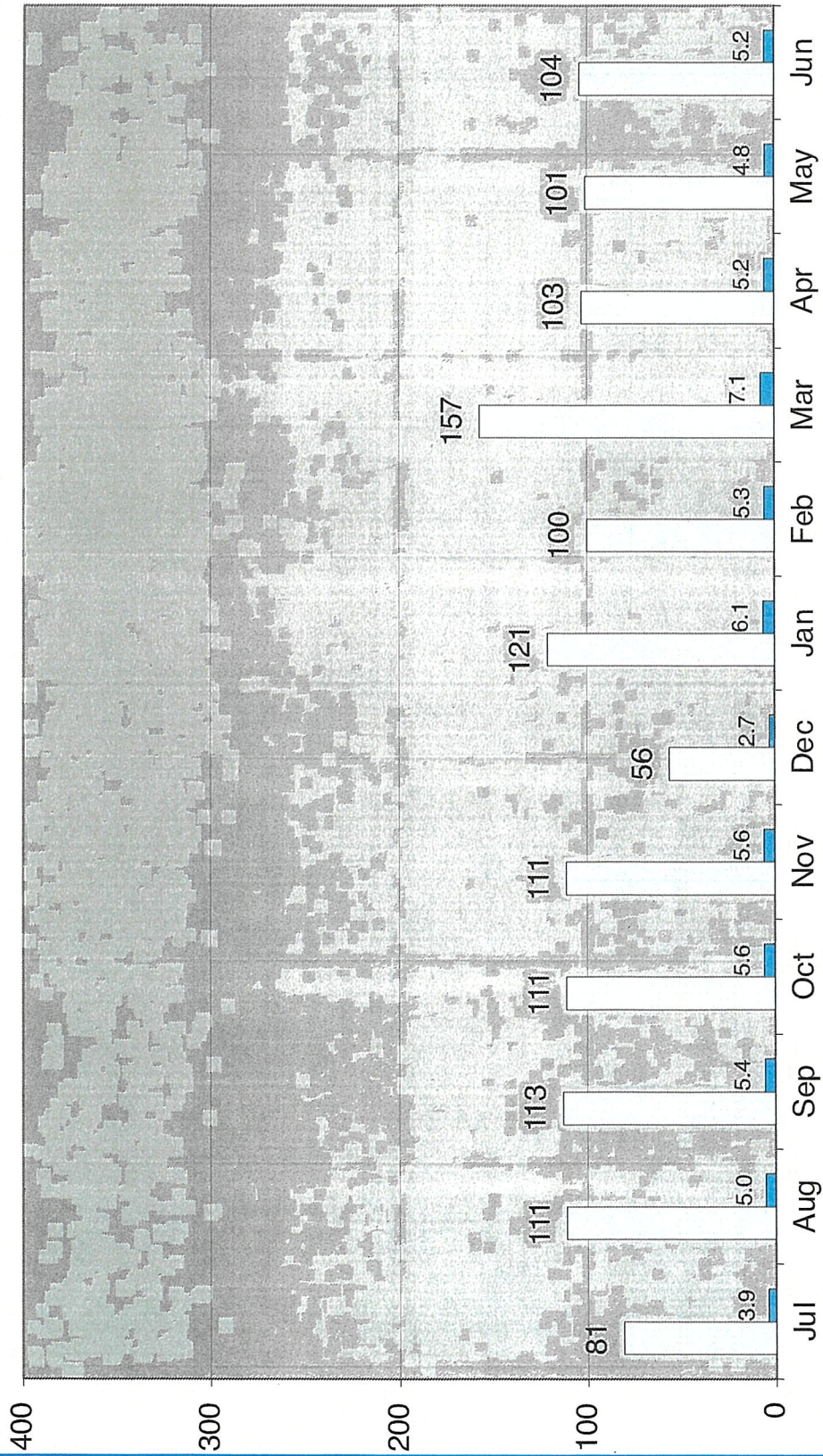
Sallisaw to Tahlequah Monthly Ridership - 2021/2022

Total Number of Rides
 Average Number of Rides Per Day




Muskogee to Tahlequah Monthly Ridership - 2021/2022

□ Total Number of Rides ■ Average Number of Rides Per Day




Tahlequah to Chouteau/Pryor Monthly Ridership - 2021/2022

■ Total Number of Rides ■ Average Number of Rides Per Day

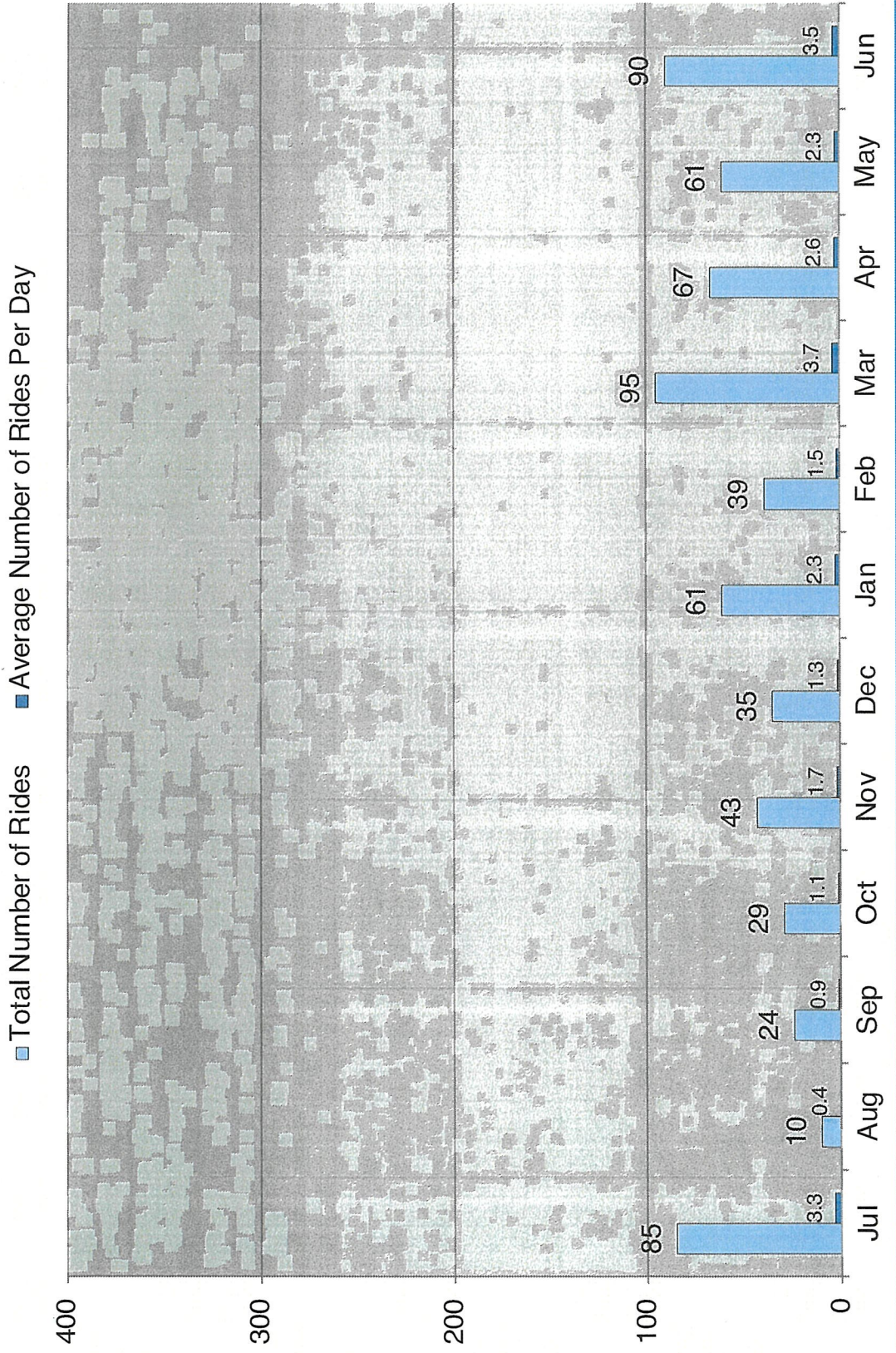


Tahlequah to Chouteau/Catoosa Monthly Ridership - 2021/2022

□ Total Number of Rides
 ■ Average Number of Rides Per Day

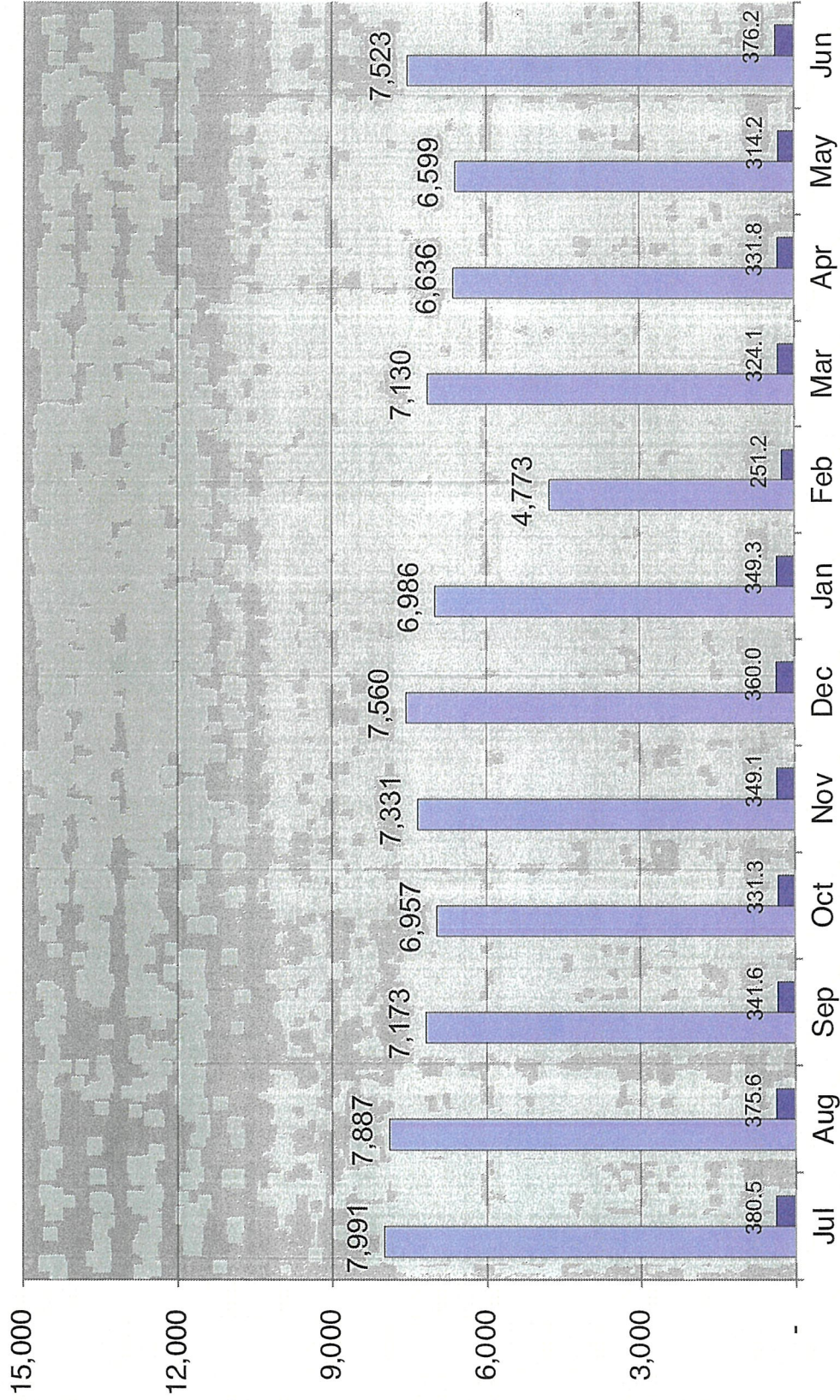


Stilwell to West Siloam Springs Monthly Ridership - 2021/2022



Individual Demand Response Monthly Ridership - 2021/2022

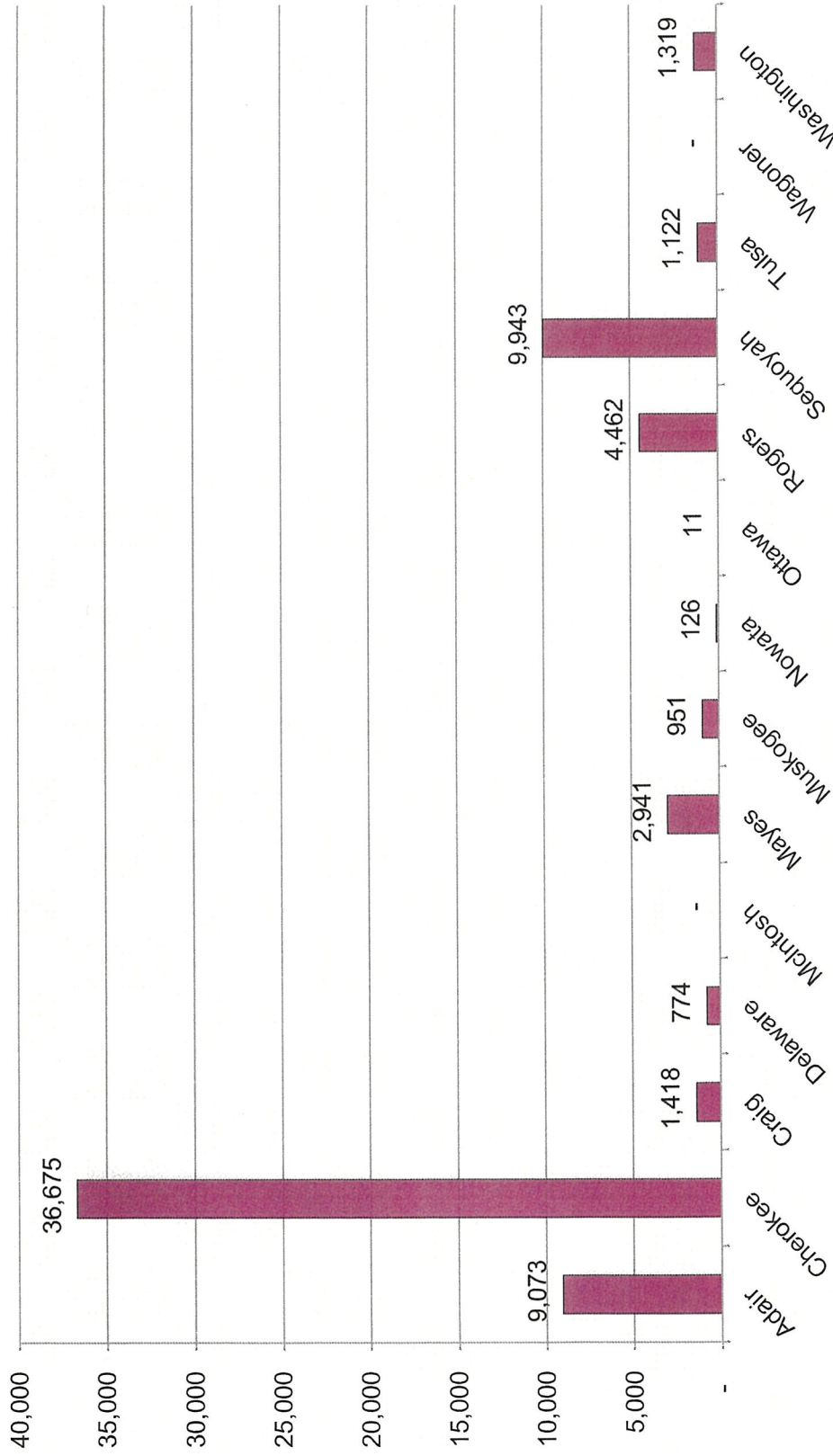
■ Total Number of Rides ■ Average Number of Rides Per Day



Rides by County - Fiscal Year 2022 to Date

10-1-21 through 6-30-22

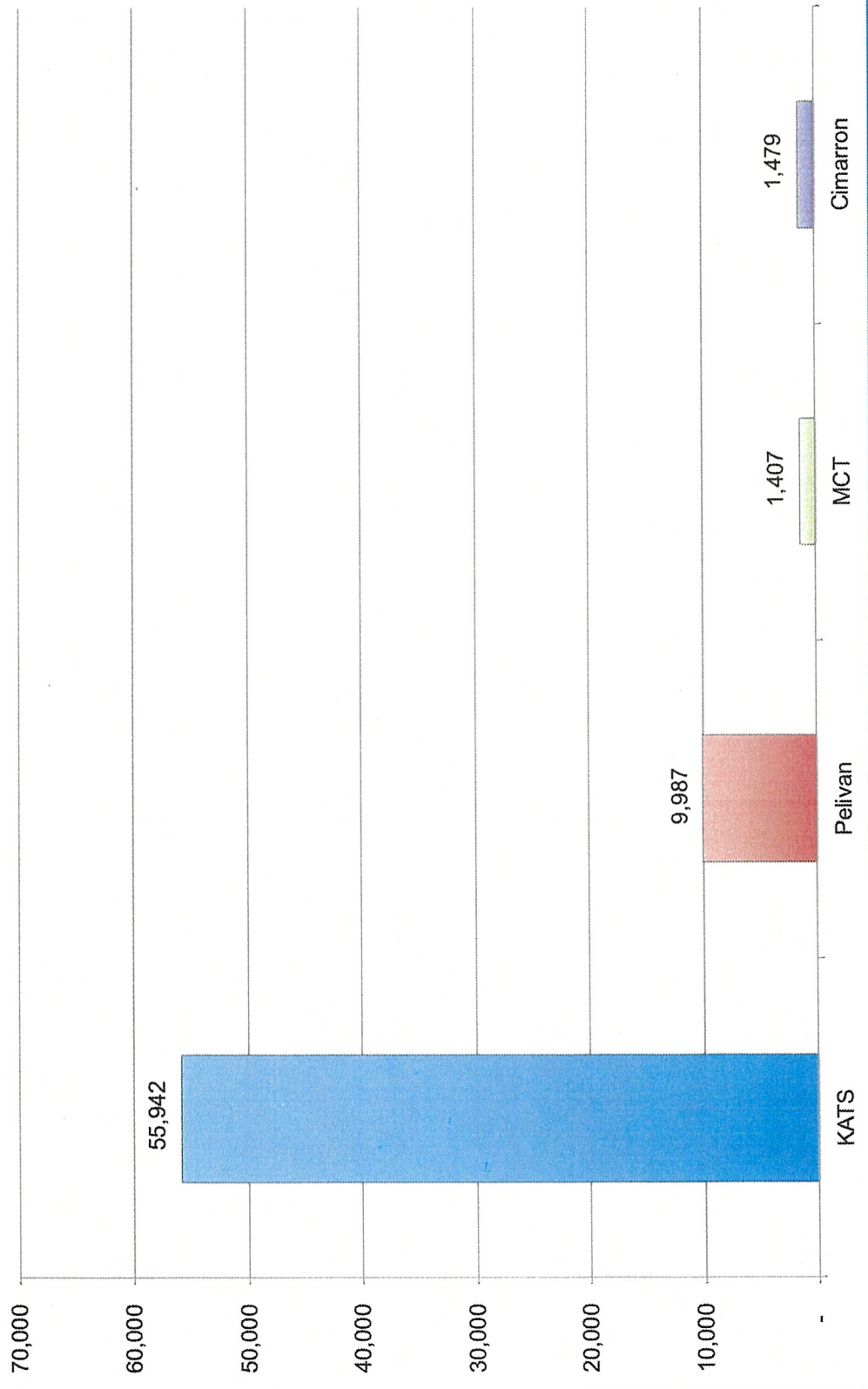
■ Total Rides - 68,815



Rides by Agency - Fiscal Year 2022 to Date

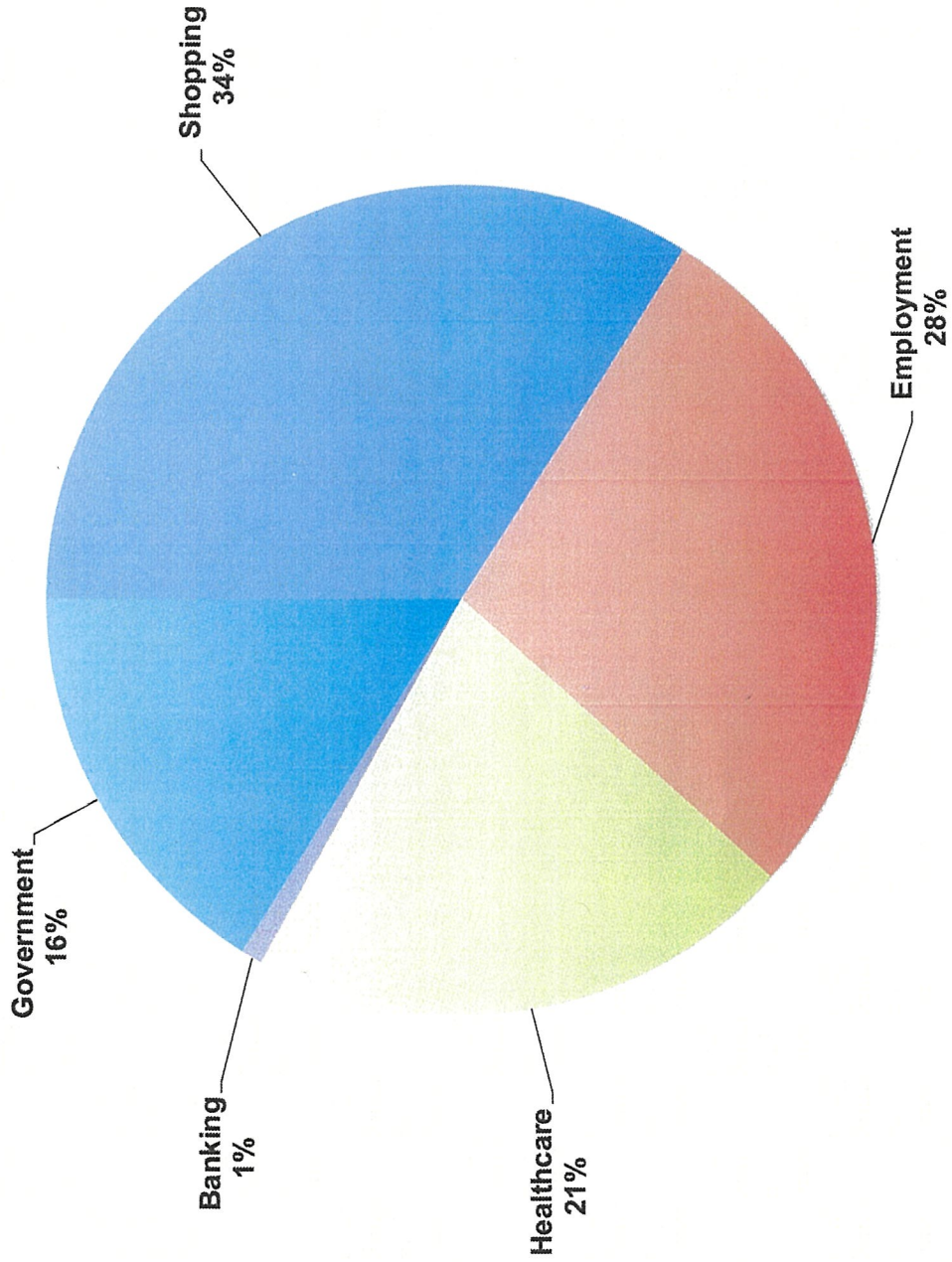
10-1-21 through 6-30-22

Total - 68,815 Rides



Rides by Trip Purpose - Fiscal Year 2022 to Date

10-1-21 through 6-30-22
Total - 68,815 Rides



Department of Transportation

Project Spotlight

CONSTRUCTION COMPLETION



ROCKY MOUNTAIN SCHOOL LOOP BRIDGE

Located in Adair County

Cherokee Nation Council:
District 7

Projected completion date of project:
July 16, 2022

Project length: .221 Miles

Construction bid amount: \$1,401,918.86

Contractor is Silver Spur Construction

Cherokee Nation Project Inspector:

Robert Evans

CHEROKEE NATION

Construction began December 6, 2021

This project is .221 miles of grading, drainage, and surfacing of an existing country road and 35'-60'-35' bridge beam spans replacement of the previous bridge crossing Smith Hollow Creek. Final quantities have not been verified so there is no final construction cost at this time.

CONSTRUCTION COMPLETION



CHEROKEE NATION TRIBAL COUNCIL
COMMUNITY SERVICES COMMITTEE REPORT

Group:	<u>Housing Authority</u>	Month/Year of Report:	<u>Aug-22</u>
Interim Executive Director	<u>Jerri A. Killer</u>	Phone:	<u>918-456-5482</u>

Public Disclosures:

As required by 24 CFR Part 1000.30, services provided to Housing Authority of the Cherokee Nation / Cherokee Nation Employees and Employee relatives from funds received pursuant to the Native American Housing Assistance and Self-Determination Act of 1996 (NAHASDA), shall be publicly disclosed.

The following applicants have been determined eligible for participation.

RENTAL PROPERTIES:

The following employee and/or relatives were approved to receive services for Low Rent Apartment pursuant to guidelines set forth in the Housing Policy as approved by the Principal Chief of the Cherokee Nation and HACN Policy as approved by the Board of Commissioners.

None to report

HOMEOWNERSHIP:

The following employee and/or relatives were approved to receive services for Homeownership program pursuant to guidelines set forth in the Housing Policy as approved by the Principal Chief of the Cherokee Nation and HACN Policy as approved by the Board of Commissioners.

None to report

RENTAL ASSISTANCE/TEMPORARY RENTAL ASSISTANCE/COLLEGE HOUSING:

The following employee and/or relatives were approved to receive services for Rental Assistance program pursuant to guidelines set forth in the Housing Policy as approved by the Principal Chief of the Cherokee Nation and HACN Policy as approved by the Board of Commissioners.

None to report

NEW CONSTRUCTION HOMEOWNERSHIP PROGRAM: (Non-NAHASDA Program)

The following employee and/or relatives were approved to receive services for the New Construction Homeownership program pursuant to guidelines set forth in the HACN Policy as approved by the Board of Commissioners.

None to report

HOUSING REHABILITATION PROGRAM

The following employee and/or relatives were approved to receive services from the Housing Rehabilitation program pursuant to guidelines set forth in the HACN Policy as approved by the Board of Commissioners.

Margie Wacoche, son is Tracy Wacoche of HACN
Frankie Reese, son is Kelly Reese of HACN

iSAVE PROGRAM

The following employee and/or relatives were approved to receive services from the iSave program pursuant to guidelines set forth in the HACN Policy as approved by the Board of Commissioners.

None to report



Keys to a brighter future

Announcements

Board of Commissioners Meeting:

Aug 16 Regular BOC Meeting at 5:30 p.m.

Office Closures:

Other Info:

In response to the Coronavirus Pandemic, HACN continues to operate and perform essential services. Services continue to be offered. All housing assistance programs continue to operate and we encourage citizens to call us with question as entry to our offices is limited.

All offices and staff of the HACN may be reached through the main office number, regardless of their office location. The local and toll free numbers are:

918-456-5482

800-837-2869

Employee Email is:

firstname.lastname@hacn.org

www.hacn.org

**Housing Authority of the Cherokee Nation
Month Ending: June 2022**

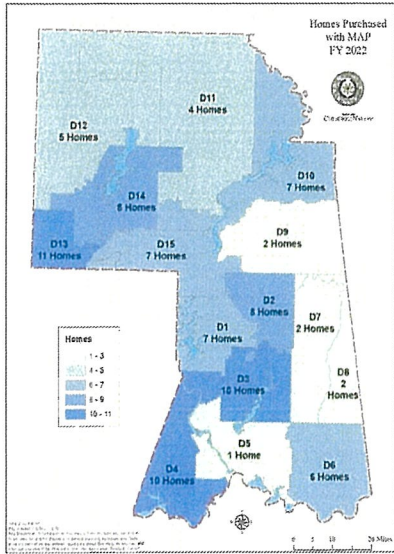
Current Program Participants:

County	Rental Assistance				Homeownership		Loans		Totals	
	Community Shield Insurance	Low Rent Apartments	Rental Assistance (RAP)	Temporary Assistance (TAP)	College Housing Programs	Home-ownership Programs Under Mgmt	New Construction Homes Under Mgmt	Title VI / Other Mortgage Programs	Total Housing Participants	% of Participants
Adair	263	150	82	0	0	85	83	16	679	14%
Cherokee	234	189	400	0	0	172	200	41	1,236	25%
Craig	19	54	19	0	0	7	28	2	129	3%
Delaware	151	112	65	0	0	50	119	24	521	11%
McIntosh	12	0	1	0	0	3	3	0	19	0%
Mayes	122	132	44	0	0	40	59	13	410	8%
Muskogee	57	52	43	0	0	38	56	11	257	5%
Nowata	21	45	12	0	0	10	27	0	115	2%
Ottawa	9	0	3	0	0	6	7	4	29	1%
Rogers	64	60	163	0	0	55	39	32	413	8%
Sequoyah	257	0	167	0	0	103	149	53	729	15%
Tulsa	29	0	89	1	0	25	8	3	155	3%
Wagoner	8	0	5	0	0	50	7	1	71	1%
Washington	23	44	39	0	0	25	11	2	144	3%
Total:	1,269	838	1,132	1	0	669	796	202	4,907	100%
				1,133		1,465		202		

Current Applications:

County	Rehab Programs	Rehab Replacement Homes	NAHASDA Home-ownership	Community Shield Insurance	Rental Properties / Apartments	Rental Assistance	New Home Construction	% NHCP	Total Apps	% of Total
Adair	290	0	10	4	84	119	91	325%	598	14%
Cherokee	228	0	4	7	479	343	473	1689%	1,534	37%
Craig	54	0	0	1	46	25	30	107%	156	4%
Delaware	171	0	6	4	168	72	107	382%	528	13%
McIntosh	4	0	0	0	0	2	4	14%	10	0%
Mayes	105	0	3	2	108	95	51	182%	364	9%
Muskogee	106	0	2	1	55	66	4	14%	234	6%
Nowata	32	0	10	0	22	13	60	214%	137	3%
Ottawa	19	0	0	0	0	1	27	96%	47	1%
Rogers	74	0	1	1	201	155	14	50%	446	11%
Sequoyah	296	0	13	4	0	134	134	479%	581	14%
Tulsa	78	0	23	4	0	154	121	432%	380	9%
Wagoner	18	0	2	0	0	15	150	536%	185	4%
Washington	41	0	10	0	65	58	15	54%	189	5%
Total:	1,516	0	84	28	1,228	1,252	28	4575%	4,136	130%

Mortgage Assistance Program



88 Families became homeowners since October 1, 2021, through financial counseling and down payment assistance

MAP Household Averages

Household Income	\$43,889.00
Home Price	\$140,042
Equity Created	28.30%

The Mortgage Assistance Program helps families move toward economic well-being and self-sufficiency while building assets and net worth for the present and the future.

Any resident who needs assistance with completing applications, accessing the internet or obtaining documents such as social security cards or birth certificates may contact the Housing Authority of the Cherokee Nation at 918-456-5482 and ask for the Mortgage Assistance Program Staff.

Financial Coaching

405 families are in the homebuyers' pipeline, having either completed or are currently active in financial counseling.

YTD, 76 families have finished counseling and obtained a non-predatory mortgage.

Financial Coaching Impact	
Average Debt to Income with Mortgage	31.00%
Reduction in Debt to Income	5.85%
Average Increase in Net Worth	\$41,850.00

Families using MAP to purchase a home must attend a comprehensive **homeownership training**.

Employees and the public have the opportunity to attend financial education classes on topics ranging from creating spending plans to balancing checkbooks. FY22 to date, **39 people have attended financial education classes**.

iSave Program

iSave is a mechanism for eligible Cherokee citizens to update and rehabilitate the home they own. iSave is a matched savings program in which participants save money over a period of time and the iSave program matches the families' savings to build financial assets. **57 families are actively saving in iSave** for home rehabilitation and **21 households have received matching funds** to make home repairs or improvements in FY22.

Matching funds can be used for anything that increases the value of the primary residence, for example, a storm shelter, flooring, fencing, sidewalks, major appliance replacement, roofing, plumbing, etc.



Keys to a brighter future

Tribal HUD - VASH

VA Supportive Housing Program

County	Applications				Assistance		Totals	
	Referrals Received / Applications Processing	Vouchers Issued	Waiting List	Housed Veteran	Total	% of Participants		
Adair	0	0	0	0	0	0%		
Cherokee	1	0	0	3	4	27%		
Craig	0	0	0	0	0	0%		
Delaware	0	0	0	1	1	7%		
McIntosh	0	0	0	0	0	0%		
Mayes	0	0	0	1	1	7%		
Muskogee	0	0	0	2	2	13%		
Nowata	0	0	0	0	0	0%		
Ottawa	0	0	0	0	0	0%		
Rogers	0	0	0	2	2	13%		
Sequoyah	0	0	0	0	0	0%		
Tulsa	0	1	0	3	4	27%		
Wagoner	0	0	0	0	0	0%		
Washington	0	0	0	1	1	7%		
Total:	1	1	0	13	15	100%		

**New Construction Homeownership Program
Development Files Processing**

Month of
Jun-22

County	Waiting List	Applications		Processing								Construction Under / Ready Const
		App Problem	App Processing	Stg I		Stg II		Stg III		Stg IV Process Closing		
				Prelim Review	Site Inspect	Problem Files	Survey Pending	Land Dev				
Adair	127	0	2	0	0	0	0	0	0	0	0	9
Cherokee	216	0	28	0	0	0	0	0	0	0	1	18
Craig	29	0	2	0	0	0	0	0	0	0	0	1
Delaware	101	0	12	0	0	0	0	0	0	0	0	13
McIntosh	9	0	0	0	0	0	0	0	0	0	0	0
Mayes	49	0	4	0	0	0	0	0	0	1	0	10
Muskogee	72	0	2	0	0	0	0	0	0	0	0	0
Nowata	23	0	2	0	0	0	0	0	0	0	1	0
Ottawa	15	0	0	0	0	0	0	0	0	0	0	0
Rogers	128	0	1	0	0	0	0	0	0	0	1	3
Sequoyah	159	0	1	0	0	0	0	0	0	1	2	4
Tulsa	129	0	0	0	0	0	0	0	0	0	0	0
Wagoner	12	0	1	0	0	0	0	0	0	0	0	1
Washington	25	0	0	0	0	0	0	0	0	0	0	0
Total:	1,094	0	55	0	0	0	0	0	0	2	14	59
			55							16		59

STAGE I:
Copies of Deed(s), etc.
Check Floodmaps/Floodplain
Identify Utility Companies
Contact for Site Inspection

STAGE II:
Visit Site
Identify/Propose Site Plan
Identify/Propose Utilities
Identify/Propose Lateral Field
Identify/Propose Easement(s)
Deliver Utility Assurance Letters
Request Abstract from participant

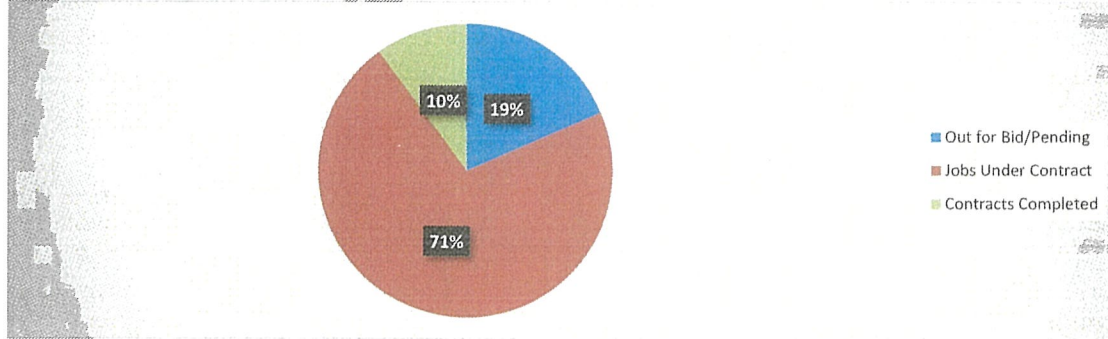
STAGE III:
Order/Receive Survey
Order/Receive Perc Test
Receive Utility Assurance
Receive Abstract from participant

STAGE IV:
Survey Review / Identify Barriers / Process for Closing

Housing Rehabilitation Programs - Job Statistics

Month Ending:
June 2022

Out for Bid/Pending	50
Jobs Under Contract	192
Contracts Completed	27



Classification	Monthly Activity	FY22 YTD
Emergency	29	427
NAHASDA Rehab	0	1
Replacement	1	8
Storm Shelters	2	12
HJSCA Tribal Rehab	25	83
HJSCA Tribal Replacement	0	2
BIA - HIP Program	23	39
Protecting Our Vulnerable	5	42
Lead Based Paint	3	15
All Rehab jobs	88	629

Rehab

