



# Cherokee Nation Tribal Council Health Committee Report

Claremore Indian Hospital

Month/Year of the report: July 2019

George L Valliere 918-342-6434

Email: [george.valliere@ihs.gov](mailto:george.valliere@ihs.gov)

## Accomplishments:

- **Staffing:** Announcements still out for General Surgeon, 2 midwives and OB/GYN.
- **Visits:** Outpatient visits for July up 13.5% over the same period the previous year.
- **Revenues:** Revenues for FY2019 increased 20.5% over the same period the previous year.

## Future Plans / New Initiatives:

- **New Services:**
  - Orthopedic patients continue to be sent to Tulsa at The Orthopedic Center.
  - ER opened on August 26, 2019.

## Workload:

### Actual numbers/month      CN

Outpatient visits up	13.5%	28,080	12,156/ (6320 patients)
Dental visits up	1.8%	865	595
Admissions down	11.4%	62	36
Newborns down	9.7%	28	22
New charts		356	
Reactivated Charts		126	

These statistics are compared to FY2018 statistics for the same time period. (July)  
 Occupancy rate for July 2019: 13.0%

**Third Party Collections:**

July collections

Medicare:	\$ 740,421.06
Medicaid:	921,216.29
Private Insurance:	1,107,519.35
V.A.	<u>34,447.07</u>

\$ 2,803,603.77

Year-to-date collections for FY 2019: \$ 26,002,893.48

Amount billed for July 2019: \$ 4.6 million

Collections are up compared to FY2018 collections for same time period. \$ 4,433,738.20

Percentage of account receivables pending for claims > 120+ days: 9%

**PRC Activities:**

July cases

		<u>CN Patients</u>
Funded:	405 cases: \$ 1,372,895.00	168
Denials:	471 cases: \$ 1,460,004.00	163
Deferred:	333 cases: \$ 276,705.00	158
CIH clinics:	13	
Ortho	24	

Files to Committee 1246



# Health Committee Report

September, 2019



## Highlights

W.W. Hastings Hospital was voted Best Hospital in the "Best of Tahlequah" Awards sponsored by the Tahlequah Daily Press. Nominations for this distinction came from the community, and the voting process was open to the public.

Winners also included:

Dr. Jazmin Baker- Best OB/GYN physician

Dr. Deborah McAlister- Best Specialty Care Physician

Dr. Doug Nolan- Best Family Practice Physician

*"Today was my first contact with services from the Cherokee Nation, and I have been greeted with "Exceptional" customer services and kindness. From the moment I arrived, through all aspects of my care, I am delighted with every person I have come in contact with. I can't say enough nice things about the positive experience I had today."*

-Patient compliment regarding care provided at Three Rivers Health Center.


# Health Committee Report



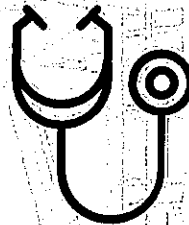
83 babies were delivered at Hastings Hospital



1878 clients were served by CN Behavioral Health Services



577 clients were served by the CN-EMS program



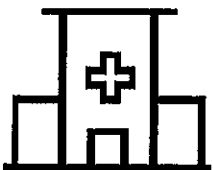
117,200 total Ambulatory Care Visits



141 Cherokee/Native women served by Breast & Cervical Cancer screening program



418 surgical procedures were performed at Hastings Hospital



5,935 patients were seen at the ED/Urgent Care the Hastings Hospital.



2,309 current number of health services employees


# Health Committee Report

## Provider Recruitment


CNHS Provider  
Vacancy Rate



IHS Provider  
Vacancy Rate  
Benchmark




## Contract Health



## Referral Approval Rate

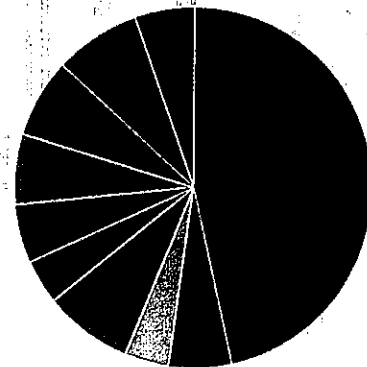


### Monthly Visits by Location



● WWH	29.6%	● VIN	8.7%
○ OCH	4.9%	● TRHC	15.5%
● NOW	4.9%	● JAY	7.9%
● AMO	7.9%	● RBS	10.4%
● WPM	10.0%		

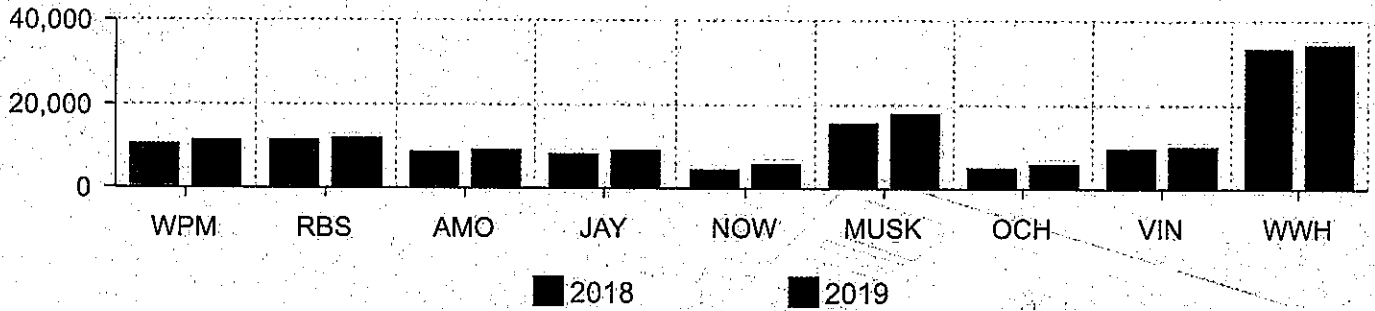
### YTD CHS Spend by Location



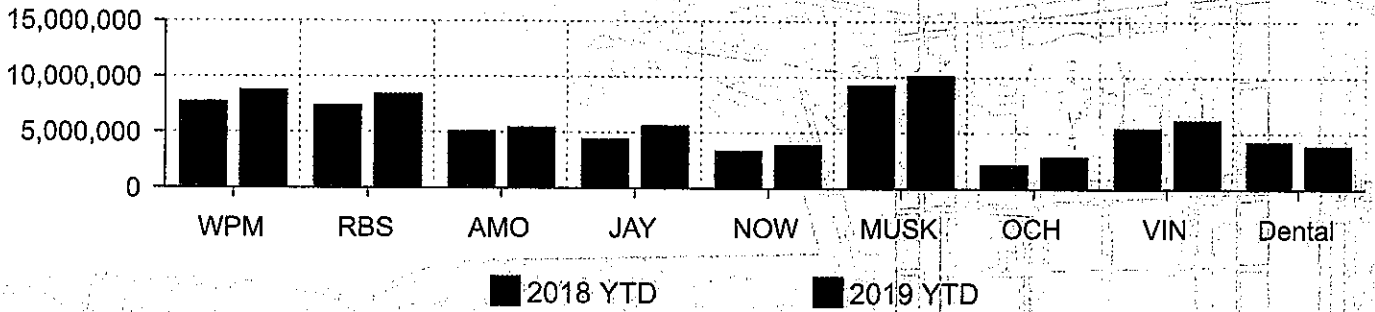
● WWH	46.5%	● VIN	5.7%
○ OCH	4.0%	● TRHC	8.0%
● NOW	4.0%	● JAY	5.2%
● AMO	6.4%	● RBS	7.1%
● WPM	7.8%	● CIH	5.4%

# Patient Visits and Revenue


**Ambulatory Care Visits: Monthly**



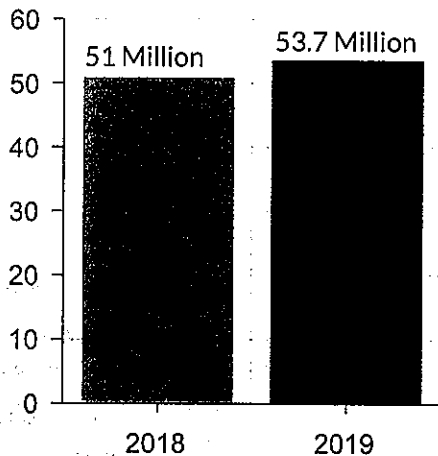
**Ambulatory Care 3rd Party Revenue: Year to Date**



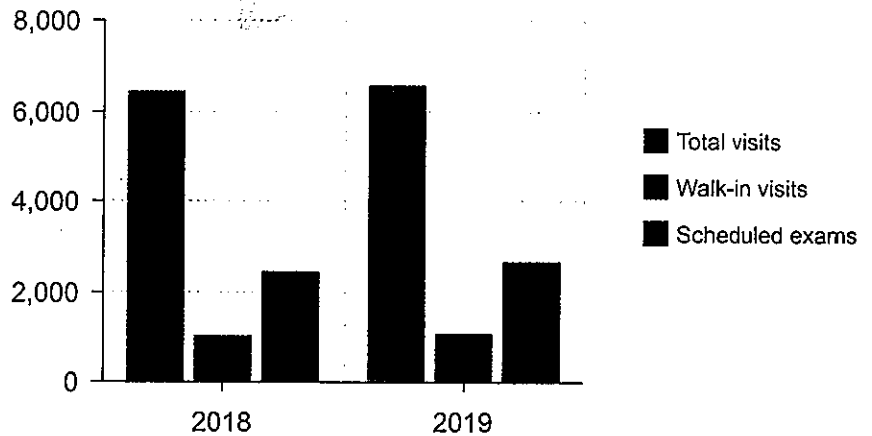
**Health-Center and Dental Combined Revenue: Year to Date**



**WWH 3rd Party Revenue Year to Date**

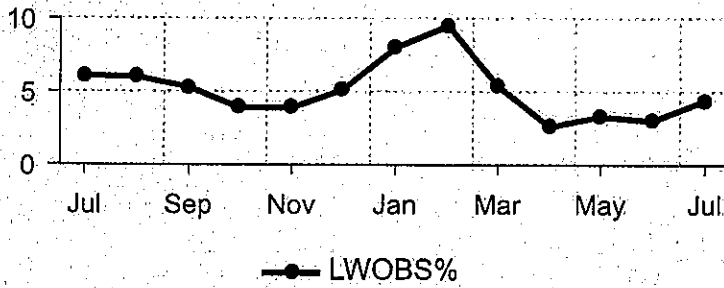


**Dental Services: Monthly**

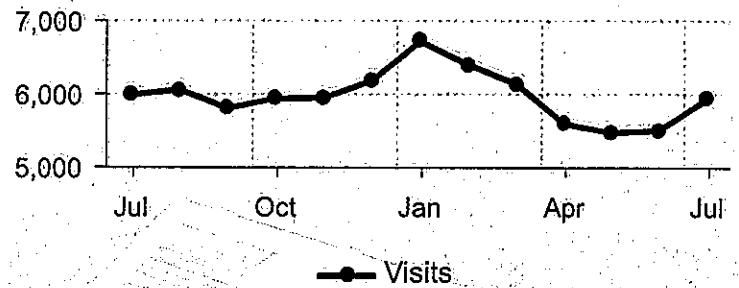


# Health Committee Service Summary

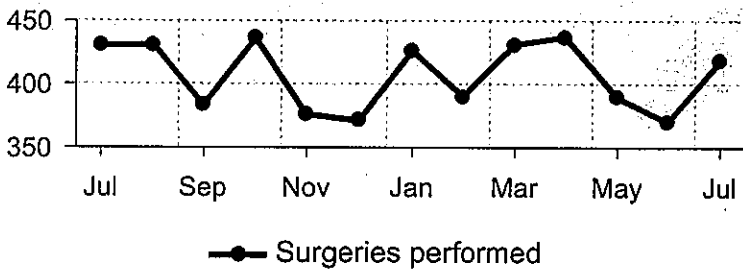
**ED/UC Left without being seen**



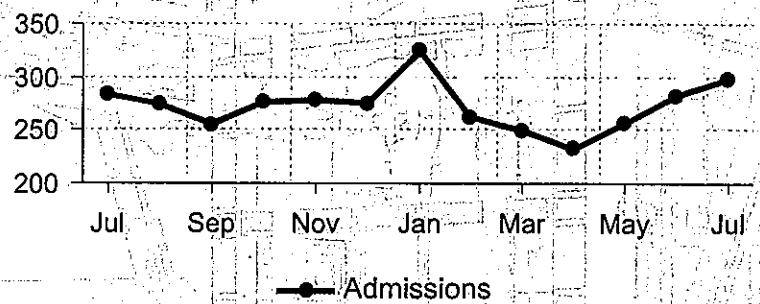
**ED/UC service delivered**



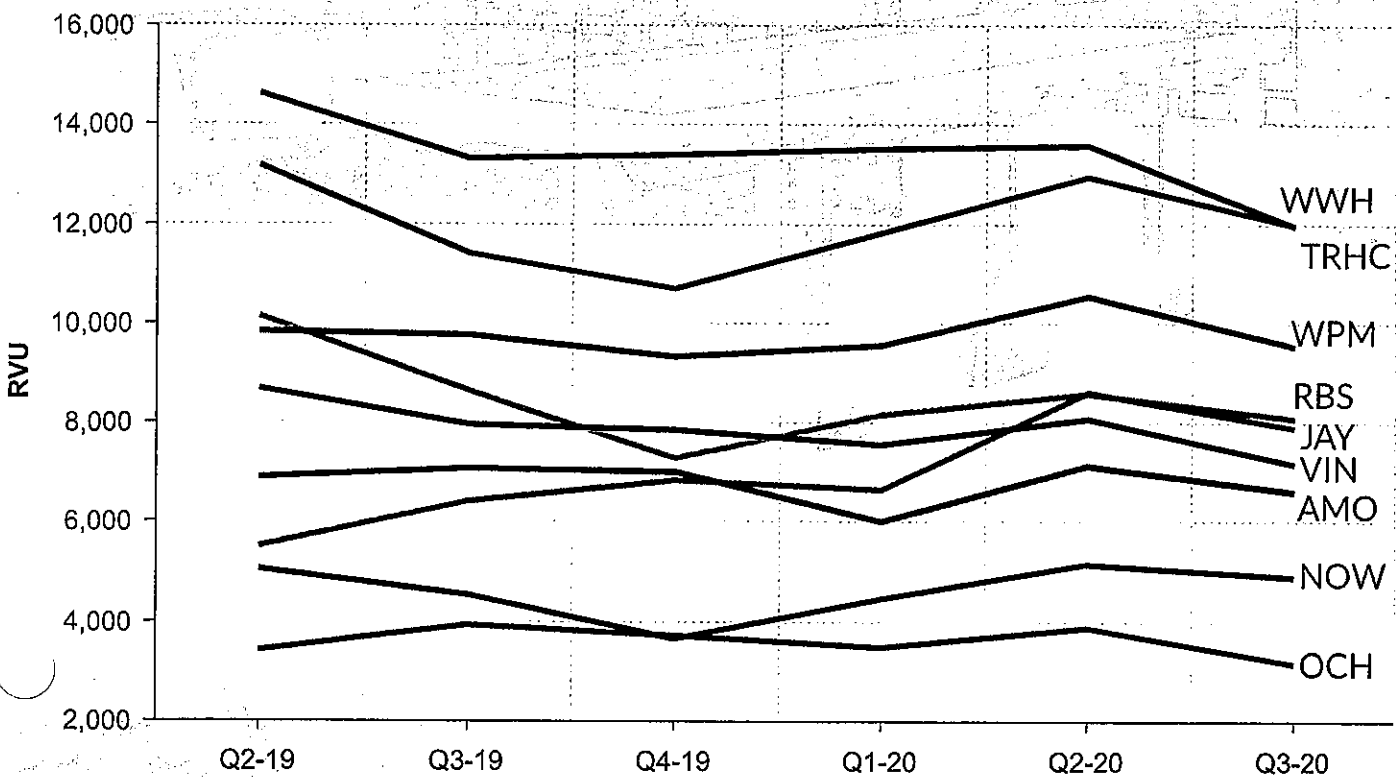
**WWH General Surgery**



**WWH Inpatient Care**




**Service Delivered by Quarter**

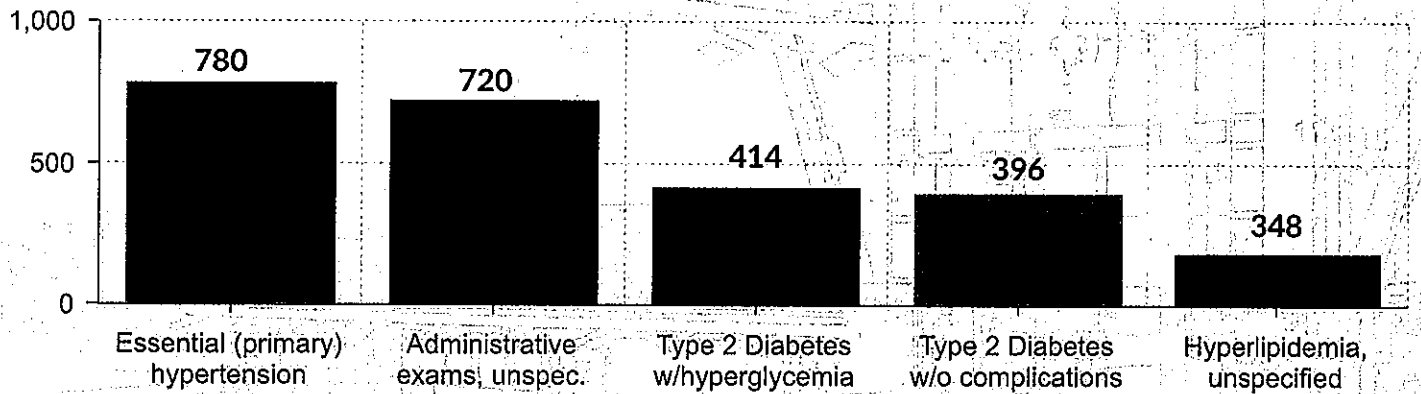


# Top Diagnoses by Clinic

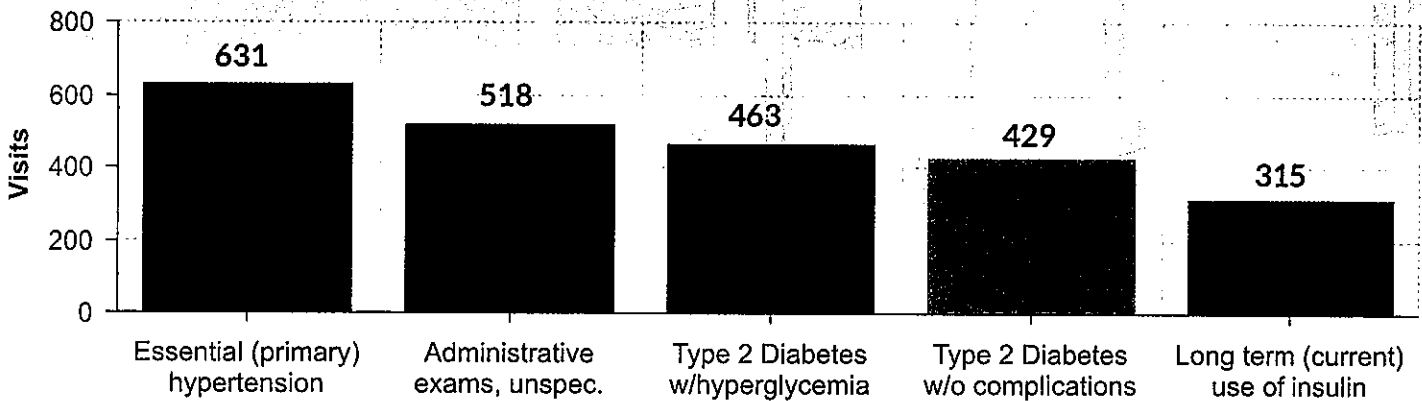
## WWH Main



## Muskogee



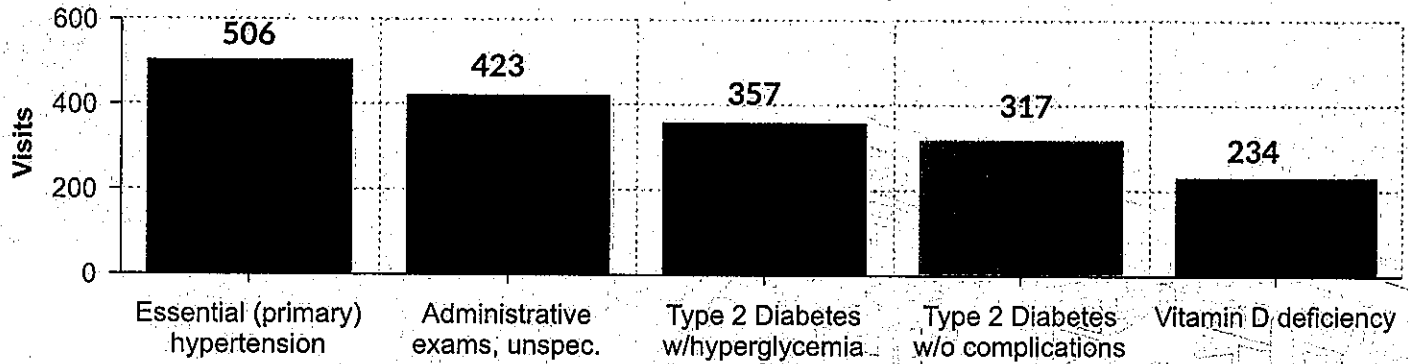
## Stilwell



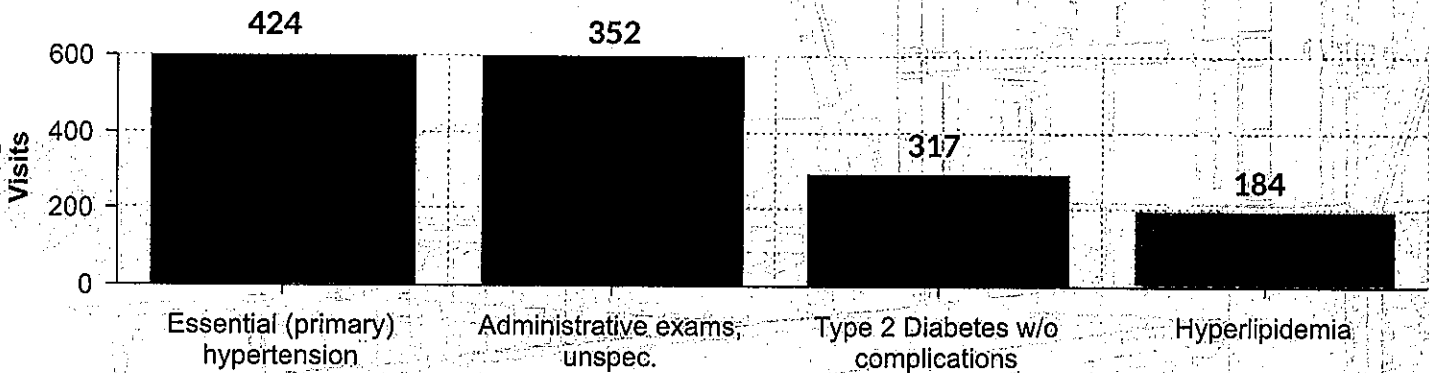


# Top Diagnoses by Clinic

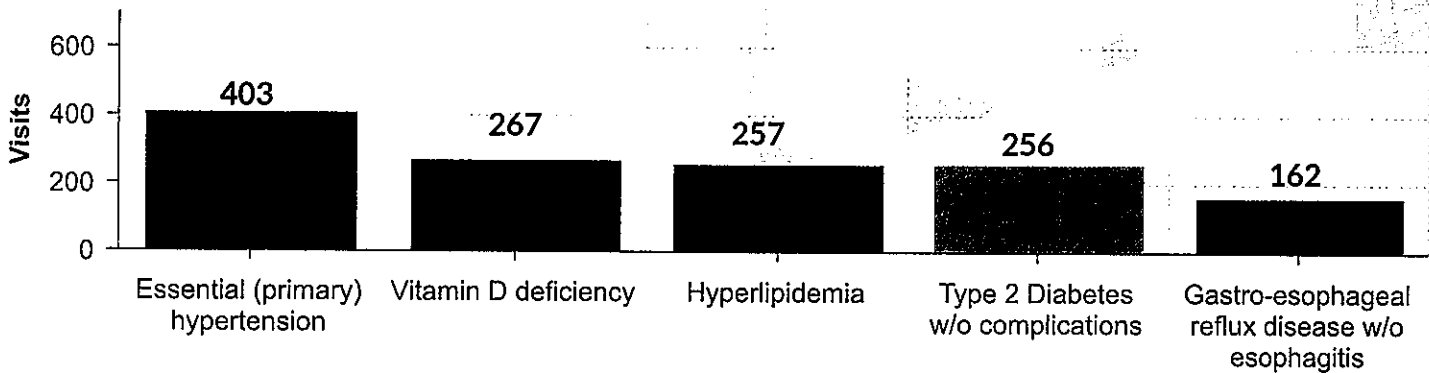
## Salina



## Nowata

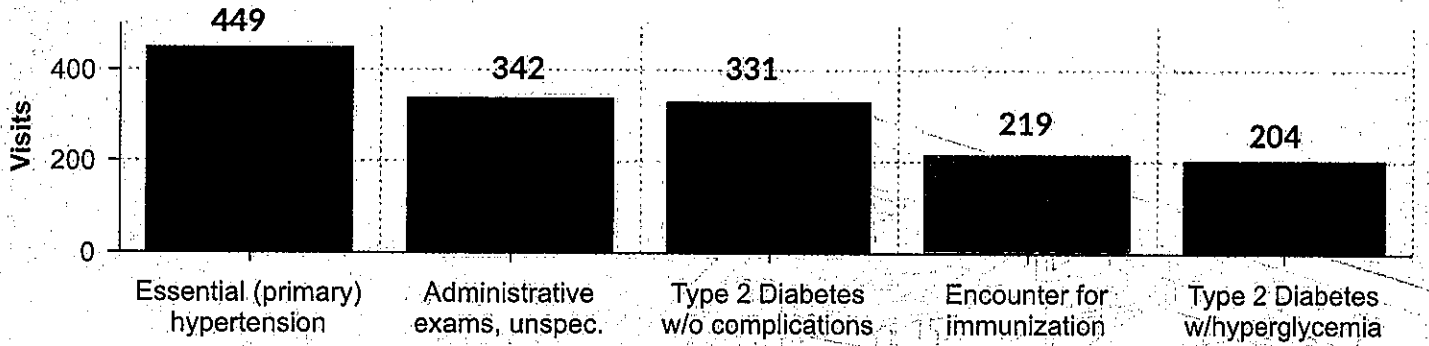


## Ochelata

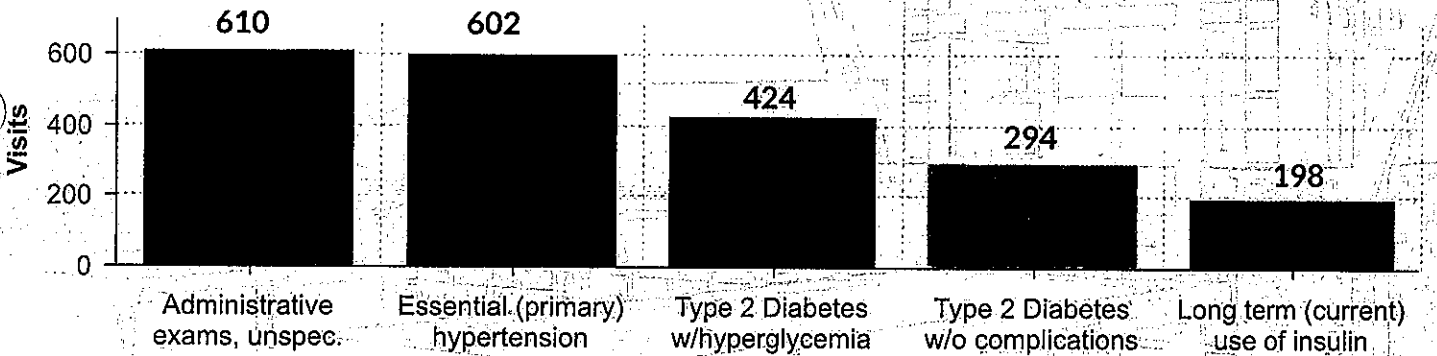


# Top Diagnoses by Clinic

## Sallisaw



## Jay



## Vinita

