

I. Budget Highlights – please refer to Monthly Financial Report

II. Program Highlights for May:

<u>District 1 412 North</u> Information Report (3) Warrants (3) Other Agency Assists (159) Warnings (10) Citations (1) Accidents (1) Child Endangerment (1) Attempt Theft of Vehicle (1) Vandalism (1)	<u>District 2 412 South</u> Information Report (8) Warrants (43) Other agency assists (50) Warnings (76) Citations (40) Alcohol/Drug Arrests (12) Obstruction (1) Possession of Firearm (1) DUS (3) Embezzlement/Forgery (1) Larceny (3)
---	---

III. Special Operations

Dive (0)
 Swift water (0)
 SWAT (1)
 Task Force Arrest (74)

IV. Accomplishments

Danny Tanner, Dawes Award
 Shannon Buhl, Danny Tanner, Mike Roach, Joe Rainwater, Mike Reese, Faron Pritchett
 ATV Instructor
 Mike Roach, Chad McCarter, Tony Asbill, Mike Reese, Faron Pritchett, Joe Rainwater
 First Line Supervision

V. Security

Security Violations (8)
 Vehicle Assists (15)
 Incident Reports (4)

VI. Federal Facilities

Claremore (2)-EDO, Juvenile to Shadow Mountain
 Hastings (3)-2 Tag info, 1 Accident

NAHASDA PATROLS:

Dist I: 161
 Dist II: 499
 Total: 660

COUNCIL OF THE CHEROKEE NATION
RULES COMMITTEE REPORT

Group: Election Commission

Month/Year of Report: May 2013

Group Leader:

Phone: 458-5899

E-mail: election-commission@cherokee.org

I. Budget Highlights

- a.)
- b.)
- c.)

II. Program Highlights

a.) Balanced Scorecard Measures

- 1. n/a
- 2.
- 3.

b.) Accomplishments

- 1. Voter Id cards mailed.
- 2. Absentee ballots mailed.
- 3. Relinquished current through 5/31/2013

c.) Future Plans/New Initiatives

- 1. Walk-in early voting
- 2. General Election.



CHEROKEE NATION TRIBAL COUNCIL RULES COMMITTEE REPORT

Group: Tax Commission

Month/Year of Report: June, 2013

Group Leader: Sharon Swepston

Phone:

E-mail: Sharon-sweepston@cherokee.org

I. Budget Highlights

- a.) Please refer to the monthly financial report from Finance.

II. Program Highlights

a.) Motor Vehicle

1. Year to Date Motor Vehicle revenue for FY13 compared to FY12 as of April 30th 2013 & April 30th 2012, had an overall increase of 7.27%.
2. The month to month revenue comparison for April 2012 (FY12) compared to April 2013 (FY13) shows an increase of 19.14%.
3. The detail for all areas of revenue for motor vehicle is shown on the attached graphs.
- 4.

b.) Revenue and Taxation Division

1. Year to Date Revenue and Taxation (Tobacco) for FY13 compared to FY12 as of April 30th 2013 & April 30th 2012, had an overall decrease of 0.81%.
3. A month to month revenue comparison April 2012 (FY12) compared to April 2013 (FY13) shows a decrease of 4.23%.
3. The detail for all areas of tax is shown on the attached graphs.
- 4.
- 5.

c.) Future Plans/New Initiatives

1. The next Tax Commission meeting is scheduled for June 12, 2013 at 4:30 pm in the CNTC Conference room.
2. We are working with CNE on a process for implementation of the new tax exempt legislation for Cherokee veterans. We will keep you updated on the progress of the implementation. July 1, 2013 will be the implementation date for the Veterans Sales Tax Exemption Cards.
3. The Cherokee Nation Retail Subsidy for Smoke Shops has been paid through March to all qualified retailers.
- 4.
- 5.

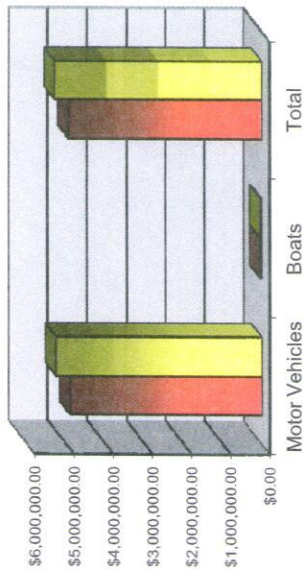


CHEROKEE NATION TAX COMMISSION

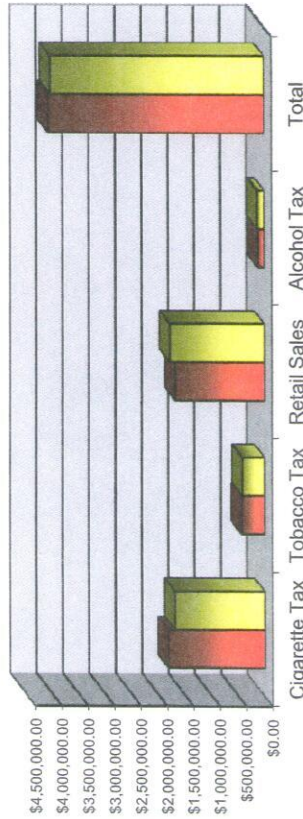
APRIL 2013

	FY12	FY13	% of Change	Cigarette Tax	Tobacco Tax	Retail Sales	Alcohol Tax	Total
	\$1,835,626.13	\$1,705,165.84	-7.11%	\$441,411.06	\$1,698,408.53	\$130,399.93	\$4,105,845.65	
	\$1,705,165.84	\$430,646.66	-2.44%	\$1,800,218.60	\$136,740.82	4.86%	\$4,072,771.92	
								-0.81%

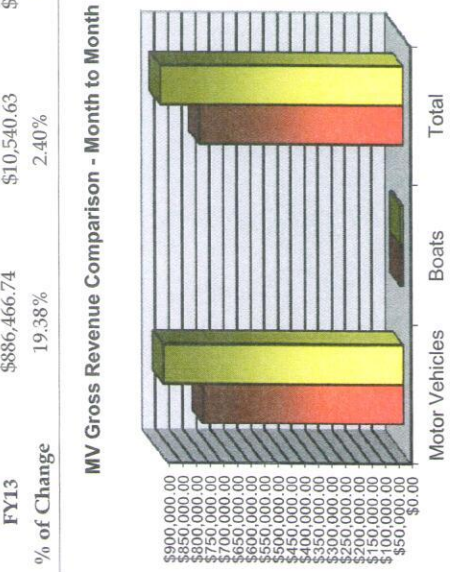
MV Gross Revenue Comparison - Year to Date



R & T Gross Revenue Comparison Year to Date

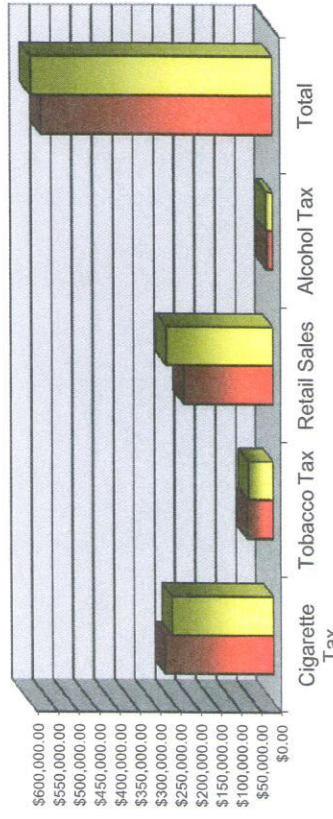



MV Gross Revenue Comparison - Month to Month



R & T Gross Revenue Comparison Month to Month

	FY12	FY13	% of Change	Cigarette Tax	Tobacco Tax	Retail Sales	Alcohol Tax	Total
	\$268,132.75	\$250,246.81	-6.67%	\$64,415.14	\$220,040.91	\$16,301.05	\$568,889.85	
	\$250,246.81	\$61,449.31	-4.60%	\$263,370.83	\$17,905.01	9.84%	\$592,971.96	
								4.23%





ᑎᑎᑎᑎ ᑎᑎᑎᑎ ᑎᑎᑎᑎ ᑎᑎᑎᑎ
Cherokee Nation Gaming Commission

Director's Report

26 JUNE 2013

Gaming Commission

- ∞ CNGC staff met with the CNE Employee Services Department to go over the proposed changes to Sections 13 & 15 of the CNGC Tribal Internal Control Standards. Revised comments were submitted as a result of the discussion and appear as an agenda item this month.
- ∞ CNGC staff attended the Cherokee Nation legislative day held at the State Capitol in Oklahoma City. Information about the Gaming Commission as well as other Cherokee Nation departments was provided to Oklahoma legislators and to visitors to the Capitol.
- ∞ CNGC and CNE staff met with staff from the NIGC to discuss the NIGC fee calculation worksheets. The NIGC wanted to discuss the process for completing the worksheets, which they felt led to errors in the last submission. The process was clarified and the errors that were found were in CNE's favor. The worksheets will be recalculated and a credit is expected to be applied to the next quarterly payment in June.
- ∞ Electronic Gaming Machine (EGM) Performance audits for all locations are in the closing phase and will be issued within the next two weeks. Within these reviews Audit identified key areas where controls are lacking within the casino policies and procedures/system of internal control (SICS) which must be compliant by or before October 1, 2013.
- ∞ Key & Access Control and Surveillance audits have been initiated and Audit has begun fieldwork. Audit is performing limited reviews to complete our mandatory requirements under the 2013 Audit Cycle which ends June 30, 2013. For this cycle, Audit has been operating with half of the resources required to complete full scope reviews under the approved Audit Plan due

to: two (2) new/pending positions, three (3) vacancies due to turnover, and two (2) staff on intermittent/full time medical leave. Audit's staffing level was set at twelve (12) resources required to complete the approved FY 2013 Audit Plan.

- ∞ Other Audit projects pending include follow-up procedures for the Complimentary Audit for Hard Rock and Player Tracking Audits for all locations due to management disagreements and/or significant non-compliance issues. The 2014 Audit Plan/Cycle will be presented at the June meeting to cover July 1, 2013 through June 20, 2014.
- ∞ The online license application agreement was signed by the Cherokee Nation Purchasing department this week. A meeting has been scheduled with HotLink HR (service provider) for May 30th to start the implementation process.
- ∞ The new CNGC licensing regulation and fee structure went into place on May 1st and no issues so far.
- ∞ The Licensing Department will be conducting a licensing audit at each property within the next few weeks to make sure that everyone has a license along with correct information on it.
- ∞ Privacy Act notices and False Statement notices are going out to employees to be signed during this renewal cycle in order to comply with the revised NIGC regulations.
- ∞ Kelly Myers, Licensing Manager, was appointed as the OTGRA Vendor Licensing committee Chairman and did presentations on vendor and employee licensing at the OTGRA conference.

Cherokee Nation Entertainment

- ∞ No significant events to report.

National Indian Gaming Commission

- ∞ Dan Little, Associate Commissioner, was reappointed for another three (3) year term. The position of Vice-Chair remains open. Chairperson Stevens' term is set to expire next month.

Other Events

- ∞ The National Tribal Gaming Commissioners/Regulators has set the date and location for the Fall Conference: September 17th – 19th at the Harrah's Cherokee Casino in Cherokee, North Carolina.

2013 COMPACT FEE PAYMENTS

	State	Fair Meadows	OHRC	Sub-Total	YTD
Jan	\$ 871,790.13	\$ 56,504.52	\$ 183,955.27	\$ 1,112,249.92	\$ 1,112,249.92
Feb	\$ 1,200,965.36	\$ 56,254.50	\$ 205,997.05	\$ 1,463,216.91	\$ 2,575,466.83
Mar	\$ 1,414,216.26	\$ 56,454.52	\$ 238,240.88	\$ 1,708,911.66	\$ 4,284,378.49
Apr	\$ 1,187,018.86	\$ 56,537.86	\$ 201,316.59	\$ 1,444,873.31	\$ 5,729,251.80
May	\$ 1,214,004.08	\$ 55,571.11	\$ 205,566.37	\$ 1,475,141.56	\$ 7,204,393.36
June	\$ -	\$ -	\$ -	\$ -	\$ 7,204,393.36
July	\$ -	\$ -	\$ -	\$ -	\$ 7,204,393.36
Aug	\$ -	\$ -	\$ -	\$ -	\$ 7,204,393.36
Sept	\$ -	\$ -	\$ -	\$ -	\$ 7,204,393.36
Oct	\$ -	\$ -	\$ -	\$ -	\$ 7,204,393.36
Nov	\$ -	\$ -	\$ -	\$ -	\$ 7,204,393.36
Dec	\$ -	\$ -	\$ -	\$ -	\$ 7,204,393.36
YTD Adj.	\$ -	\$ -	\$ -	\$ -	\$ 7,204,393.36
	\$ 5,887,994.69	\$ 281,322.51	\$ 1,035,076.16	\$ 7,204,393.36	

\$35,000 Annual Oversight Fee paid in June

NIGC Fee Payments	
March	\$ 73,629.60
June	\$ -
September	\$ -
December	\$ -
TOTAL	\$ 73,629.60

Total Compact & NIGC Fee Payments	\$ 7,278,022.96
--	------------------------

COMPACT FEE PAYMENT SUMMARY

	State	Fair Meadows	OHRC	Sub-Total	LTD
2005	\$ 2,948,594.00	\$ 500,040.00	\$ 1,478,858.36	\$ 4,927,492.36	\$ 4,927,492.36
2006	\$ 7,629,889.06	\$ 1,788,222.63	\$ 7,238,117.75	\$ 16,656,229.44	\$ 21,583,721.80
2007	\$ 11,472,065.73	\$ 962,047.93	\$ 4,573,604.66	\$ 17,007,718.32	\$ 38,591,440.12
2008	\$ 11,656,274.15	\$ 765,407.17	\$ 3,457,394.08	\$ 15,879,075.40	\$ 54,470,515.52
2009	\$ 12,258,076.70	\$ 749,466.52	\$ 2,393,709.96	\$ 15,401,253.18	\$ 69,871,768.70
2010	\$ 12,530,548.89	\$ 654,902.38	\$ 2,245,073.51	\$ 15,430,524.78	\$ 85,302,293.48
2011	\$ 12,842,971.99	\$ 624,666.63	\$ 2,263,371.18	\$ 15,731,009.80	\$ 101,033,303.28
2012	\$ 13,191,133.21	\$ 635,500.83	\$ 2,429,283.07	\$ 16,255,917.11	\$ 117,289,220.39
2013	\$ 5,887,994.69	\$ 281,322.51	\$ 1,035,076.16	\$ 7,204,393.36	\$ 124,493,613.75
	\$ 90,417,548.42	\$ 6,961,576.60	\$ 27,114,488.73	\$ 124,493,613.75	

LICENSING SUMMARY

Location	Key Employee	PMO	Operational	Total
Roland	158	91	49	298
Ramona	95	37	39	171
Catoosa	871	311	508	1,690
Catoosa - SS	8	2	-	10
WSS	409	160	233	802
Tahlequah	128	63	32	223
Sallisaw	69	31	25	125
Ft. Gibson	87	25	32	144
WRD	75	30	29	134
Corporate	116	142	5	263
CNGC	-	56	-	56
Toby Keith	-	-	93	93
CN Day Worker	-	-	61	61
TOTALS	2,016	948	1,106	4,070

VENDOR LICENSES

Entity	Class A	Class B	Class C	Exempt	Total
Companies	72	82	1	37	192
Individuals	458	173	3		634

GAMING MACHINES

Vendor	Catoosa	Cat SS	Ft. Gibson	Roland	Sallisaw	WSS	WSS SS	Ramona	Tahl.	Totals
CLASS II										
AGS	20	-	10	17	6	8	-	4	8	77
GTAG/WMS	8	-	-	25	-	70	-	-	20	123
VGT	945	52	273	275	104	482	93	297	170	2,691
Sub-Total	973	52	283	317	110	560	93	301	198	2,887
COMPACT										
Ainsworth	8	-	-	-	-	6	-	-	-	14
Aristocrat	72	10	8	6	-	80	-	12	4	192
Aruze	12	-	12	-	-	-	-	6	-	30
Atronic	-	-	-	-	-	8	-	-	-	8
Bally	278	6	32	73	27	127	18	44	38	643
IGT	579	5	75	158	88	398	24	52	112	1,491
Konami	73	-	16	22	12	66	6	32	16	243
Lightning	6	-	4	-	-	-	-	-	-	10
Multimedia	28	-	14	4	-	28	-	10	10	94
Nova	6	-	-	-	-	-	-	-	8	14
Speilo	5	-	5	-	-	-	-	-	-	10
T3	-	-	-	-	-	3	-	-	-	3
Tablemax	-	-	-	5	-	-	-	-	-	5
WMS	292	9	51	38	29	76	8	37	27	567
Sub-Total	1,359	30	217	306	156	792	56	193	215	3,324
Grand Total	2,332	82	500	623	266	1,352	149	494	413	6,211
Class II	973	52	283	317	110	560	93	301	198	2,887
% of floor	41.72%	63.41%	56.60%	50.88%	41.35%	41.42%	62.42%	60.93%	47.94%	46.48%
Compact	1,359	30	217	306	156	792	56	193	215	3,324
% of floor	58.28%	36.59%	43.40%	49.12%	58.65%	58.58%	37.58%	39.07%	52.06%	55.36%
TOTAL	2,352	82	500	623	266	1,352	149	494	413	6,211

CARD / TABLE GAMES

Table Games				
Game	Catoosa	Roland	WSS	Total
Poker	12	8	8	28
3-Card Poker	1	1	1	3
Prog. 3-Card Poker	2	1	2	5
Ult. Texas Hold'em	3	-	1	4
Progressive UTH	2	1	1	4
Blackjack	17	3	12	32
21 + 3	4	1	2	7
Roulette	3	-	2	5
Craps	1	-	-	1
Total	45	15	29	89