

OFFICE OF THE ATTORNEY GENERAL
Report to Rules Committee
September 2011


Dockets attended for the month of August:

Criminal Dockets-	Cherokee Nation Tribal Court
Juvenile Dockets-	Cherokee Nation Tribal Court Rogers County Ottawa County Muskogee County Tulsa County Craig County Sequoyah County Washington County
Child Support Dockets-	Cherokee Nation Tribal Court Cherokee County Sequoyah County Muskogee County
Out of State Dockets-	California (Brief in Juvenile Case)
Civil Dockets-	Cherokee County Rogers County
OESC Appeals-3	
TERO Appeals-1	

Diane Hammons-continuation of work in Nash (Freedmen Case), meetings with individual staff members regarding their annual evaluations and merit increases.

Chrissi Nimmo- attended regular monthly dockets, provided annual training for Cherokee Nation Early Childhood Unit Teachers regarding child abuse reporting, attended the Oklahoma Supreme Court's "Children's Court Improvement Program" in Norman and provided comments to the Cherokee Nation DC office on the proposed changes to the federal Violence Against Women Act.

Susan Work-attended the AmeriCorps planning retreat in Tulsa and participated in a National Zinc Trustee meeting.




Robert Garcia- attended regular monthly dockets and the Oklahoma Court Improvement Project's Juvenile Court Summit in Norman

Cheryl Hamby- attended regular monthly dockets, Cherokee Nation Community Response Team monthly meeting, Institutional Review Board monthly meeting, attended conference on "Doing Business in Indian Country" sponsored by Creek Nation, meeting regarding compliance and billing re: Indian Health Recover Act and participated in the Behavioral Health Violence Programs Coordination.

Dana Jim- attended regular monthly dockets and participating in the Senior Capstone Project with NSU Senior and Cherokee Citizen, Brent Huggins.

Elizabeth Odell- attended regular monthly dockets.


Nason Morton- attended regular monthly dockets, the Cherokee Nation Gaming Commission's monthly meeting and a conference on "Doing Business in Indian Country," sponsored by the Creek Nation.



Joni Greenhaw-attended meeting with Behavioral Health for all Violence Programs within Cherokee Nation, attended monthly Cherokee Nation Community Response Team meeting and also met with cultural specialists Ryan Mackey and JP Johnson regarding a cultural component to the Batterer's Intervention Program. I also observed a batterer's intervention group at Domestic Violence Intervention Services (DVIS) in Tulsa. The Batterer's Intervention Program will be active in Cherokee Nation District Court in October, 2011.

Cynthia Burlison-attended conference on "Doing Business in Indian Country" sponsored by Creek Nation.

Sherry Chennault- Participated in the Behavioral Health Violence Programs Coordination, Co-Coordinated Cherokee Nation CCRT-Special Presenter Sandra Thompson with the Oklahoma District Attorney's Council, attended the SANE/SART Retreat and attended conference on "Doing Business in Indian Country" sponsored by Creek Nation.



COUNCIL OF THE CHEROKEE NATION
RULES COMMITTEE REPORT

Group: Election Commission

Month/Year of Report: August 2011

Group Leader:

Phone: 458-5899

E-mail: election-commission@cherokee.org

I. Budget Highlights

- a.) None

II. Program Highlights

a.) Balanced Scorecard Measures

- 1. n/a

b.) Accomplishments

- 1. Timelines and dates for new Principal Chief election set
- 2. Absentee Ballot request opened and closed
- 3. Absentee Ballots mailed
- 4. Relinquished current through 8/31/11
- 5. Precinct Facilities established
- 6. Susan Plumb appointed as Election Commissioner

c.) Future Plans/New Initiatives

- 1. Complete the hiring of all precinct officials.
- 2. Determine whether to have a third party election observer
- 3. Walk-in early voting
- 4. Principal Chief election set for September 24



CHEROKEE NATION TRIBAL COUNCIL RULES COMMITTEE REPORT

Group: Tax Commission

Month/Year of Report: September, 2011

Group Leader: Sharon Swepston

Phone:

E-mail: Sharon-sweepston@cherokee.org

I. Budget Highlights

- a.) Please refer to the monthly financial report from Finance.

II. Program Highlights

a.) Motor Vehicle

1. Year to Date Motor Vehicle revenue for FY11 compared to FY10 as of July 31, had an overall increase of 9.04%.
2. The month to month revenue comparison for July 2010 (FY10) compared to July 2011 (FY11) shows an increase of 6.88%.
3. The detail for all areas of revenue for motor vehicle is shown on the attached graphs.
- 4.

b.) Revenue and Taxation Division

1. Year to Date Revenue and Taxation (Tobacco) for FY11 compared to FY10 as of July 31, had an overall increase of 5.12%.
3. A month to month revenue comparison July 2010 (FY10) compared to July 2011 (FY11) shows an increase of 15.51 %.
3. The detail for all areas of tax is shown on the attached graphs.
- 4.
- 5.

c.) Future Plans/New Initiatives

1. The next Tax Commission meeting is scheduled for September 14, 2011 at 4:30 pm in the Government Resources Conference room.
- 2.
- 3.
- 4.
- 5.




CHEROKEE NATION TAX COMMISSION

JULY 2011


	Motor Vehicles	Boats	Total
FY10	\$6,142,001.19	\$111,402.11	\$6,253,403.30
FY11	\$6,701,801.02	\$116,846.56	\$6,818,647.58
% of Change	9.11%	4.89%	9.04%

MV Gross Revenue Comparison - Year to Date




	Motor Vehicles	Boats	Total
FY10	\$707,997.53	\$24,750.89	\$732,748.42
FY11	\$760,514.68	\$22,671.61	\$783,186.29
% of Change	7.42%	-8.40%	6.88%

MV Gross Revenue Comparison - Month to Month




	Cigarette Tax	Tobacco Tax	Retail Sales	Alcohol Tax	Total
FY10	\$2,847,149.26	\$597,013.41	\$1,732,872.40	\$146,165.45	\$5,323,200.52
FY11	\$2,628,087.36	\$622,966.30	\$2,176,983.83	\$167,491.21	\$5,595,528.70
% of Change	-7.69%	4.35%	25.63%	14.59%	5.12%

R & T Gross Revenue Comparison Year to Date



	Cigarette Tax	Tobacco Tax	Retail Sales	Alcohol Tax	Total
FY10	\$238,447.95	\$51,954.35	\$210,437.30	\$16,520.65	\$517,360.25
FY11	\$271,722.84	\$60,140.48	\$247,930.37	\$17,813.76	\$597,607.45
% of Change	13.95%	15.76%	17.82%	7.83%	15.51%

R & T Gross Revenue Comparison Month to Month



Group: Government Resources Month/Year of Report: August 2011 09/09/2011

Group Reporter: Vickie Hanvey Phone: 918-453-5391 Email: vhanvey@cherokee.org

I. **Budget Highlights – please refer to Monthly Financial Report**
Description of Budget exceptions: No budget exceptions to report.

II. **Program Highlights**

a. **Include any accomplishments**

1. Continued participation in the DOI Title IV discussions to reintroduce the bill. Bill was introduced on July 7, 2011 by Congressman Dan Boren. September 22, the Subcommittee on Indian and Alaska Native Affairs has scheduled a hearing on H.R. 2444. To date we have been informed that Chief Gregory Pyle will be providing testimony.
2. DOL WIA funds received in the amount of \$1,858,107 via the Nation's PL 102-477 agreement.
3. August 30, FY2011 CSC final allocation for DOI was received in the amount of \$315,588.
4. Supplemental FY2011 DOI funding allocation processed for Delaware Tribe.
5. Agency approval was obtained for the Nation's PL102-477 Plan for construction of a new Child Care facility in Stilwell in the amount of \$5,135,863. Final allocation of FY2011 funds received.
6. 80% Payment in process- The Nation has submitted an amendment to the DOI MFA for \$2,610,827 for a Trust Asset and Accounting Management System (TAAMS) Title Project which will address the recordation location issue of the Nation's title records. The intent is to recover records scattered across county lines and combine the records of individual allottees into one electronic database in order to identify current restricted ownership.
7. The Nation also submitted an amendment to the DOI MFA for the FY2012 Reprogramming Request in the amount of \$22,521,644 for estimated allocations. Approval in process.
8. Requested to make a presentation at the National SG Training Session in San Francisco, held August 24-25, 2011. Associated travel costs reimbursed by SG Communication and Education Consortium.

b. **ARRA:**

Reporting/Training:

1. Reporting to FederalReporting.gov.
 - a. Responded to various emails and comments from agencies regarding reports submitted.
 - b. 2011 Qtr 2 ARRA Section 1512 reports completed. See 06/30/2011 ARRA Summary for details.

Program Updates:

2. ARRA Broadband Initiative Program (BIP) funds released after months of delay at USDA. CN awarded \$200,000
3. Supplemental ARRA funds were received by SHS in the amount of \$35,640.

c. **Brief on future plans/any new initiatives**

IHS:

1. Research of payment discrepancy with IHS.
2. Preparation for IHS pre-negotiations.
3. Review of the IHS CSC Shortfall report data. The IHS has not completed the report.
4. Analysis and review of Area and Headquarters funding tables.

DOI:

5. PL102-477: The federal agencies have issued an addendum agreement in order to participate in the 477 program. The National 477 Workgroup has issued comments opposing the addendum agreement.
6. Cobell Settlement: The Nation received posters and DVDs from Kinsella Media, a public relations contractor for the settlement. All inquiries are being directed to the settlement contacts.
7. DOI CSC Workgroup: The CSC Shortfall Report has been completed. A data call has been issued for next year's report. Since hiring a contractor, DOI is on track to meet scheduled deadlines for the coming year.
8. IRR:
Participating on teleconferences regarding reauthorization legislation.
Question 10 Summary report: The formula change was announced to be issued through an Indian Affairs Manual Directive (not issued to date).

Other:

9. Participating on the national Tribal Data Management pilot project. Meeting scheduled for October 17-18, 2011.
10. Actively participate with the Oklahoma SG Coalition regarding national SG issues.

d. Announcements

1. September 15 HHS consultation on Affordable Care Act (ACA) Washington, DC
2. September 22nd Hearing on H.R. 2444 DOI Title IV Amendments (Subcommittee on Indian and Alaska Native Affairs)
3. October 11-13 National SG Advisory Committee Washington, DC
4. October 17-18 Tribal Data Mgmt pilot project Ada, OK

e. Other

1. Attend monthly meetings as a Member of the Policy Council serving the Early Childhood Unit Headstart Program.
2. Participate in regular meetings of the Strategic Budget Committee and assist in the review of budget proposals in an advisory capacity.



GAMING COMMISSION DIRECTOR'S REPORT 21 SEPTEMBER 2011

COMPACT FEE PAYMENTS

DESCRIPTION	MONTHLY STATE FEE	OHRC	FAIR MEADOWS	TOTAL	TOTAL YEAR TO DATE
January-11	\$ 794,610.18	\$ 177,730.01	\$ 54,020.99	\$ 1,026,361.18	\$ 1,026,361.18
February-11	\$ 983,613.36	\$ 158,708.19	\$ 56,037.82	\$ 1,198,359.37	\$ 2,224,720.55
March-11	\$ 1,185,545.58	\$ 203,537.20	\$ 49,137.26	\$ 1,438,220.04	\$ 3,662,940.59
April-11	\$ 1,112,061.07	\$ 191,178.81	\$ 51,387.44	\$ 1,354,627.32	\$ 5,017,567.91
May-11	\$ 1,083,988.95	\$ 179,670.72	\$ 50,837.40	\$ 1,314,497.07	\$ 6,332,064.98
June-11*	\$ 1,069,600.87	\$ 183,885.76	\$ 51,737.47	\$ 1,305,224.10	\$ 7,637,289.08
July-11	\$ 1,168,817.13	\$ 200,419.28	\$ 51,470.78	\$ 1,420,707.19	\$ 9,057,996.27
August-11	\$ 1,074,726.61	\$ 177,912.78	\$ 52,137.50	\$ 1,304,776.89	\$ 10,362,773.16
September-11	\$ -	\$ -	\$ -	\$ -	\$ -
October-11	\$ -	\$ -	\$ -	\$ -	\$ -
November-11	\$ -	\$ -	\$ -	\$ -	\$ -
December-11	\$ -	\$ -	\$ -	\$ -	\$ -
YTD ADJ.	\$ -	\$ -	\$ -	\$ -	\$ -
SUB-TOTALS	\$ 8,472,963.75	\$ 1,473,042.75	\$ 416,766.66	\$ 10,362,773.16	\$ 10,362,773.16

NIGC FEE PAYMENTS

Qtr Ending 6/30/2011	\$ 130,379.48
Qtr Ending 12/30/2011	\$ -
TOTAL NIGC YTD	\$ 130,379.48
TOTAL COMPACT & NIGC FEES	\$10,493,152.64

* Includes \$35,000 annual oversight assessment fee.

COMPACT FEE PAYMENT SUMMARY

YEAR	STATE	FAIR MEADOWS	OHRC	TOTAL
2005	\$ 2,948,594.00	\$ 500,040.00	\$ 1,478,858.36	\$ 4,927,492.36
2006	\$ 7,629,889.06	\$ 1,788,222.63	\$ 7,238,177.75	\$ 16,656,229.44
2007	\$ 11,472,065.73	\$ 962,047.93	\$ 4,573,604.66	\$ 17,007,718.32
2008	\$ 11,656,274.15	\$ 765,407.17	\$ 3,457,394.08	\$ 15,879,075.40
2009	\$ 12,258,076.70	\$ 749,466.52	\$ 2,393,709.96	\$ 15,401,253.18
2010	\$ 12,530,548.89	\$ 654,902.38	\$ 2,245,073.51	\$ 15,430,524.78
2011	\$ 8,472,963.75	\$ 416,766.66	\$ 1,473,042.75	\$ 9,057,996.27
TOTAL	\$ 66,968,412.28	\$ 5,836,853.29	\$ 22,859,801.07	\$ 95,665,066.64

GAMING LICENSES

FACILITY	KEY EMPLOYEE	PMO	OPERATIONAL LICENSE	TOTAL
Roland	177	49	51	277
Ramona	58	16	19	93
Catoosa	843	175	468	1,486
Catoosa – SS	1	2	2	5
WSS	425	98	262	785
Tahlequah	110	46	40	196
Sallisaw	76	21	31	128
Ft. Gibson	46	13	23	82
WRD	71	23	34	128
Corporate	157	135	32	324
Toby Keith's	-	-	67	67
CN Day Worker	-	-	42	42
CNGC	-	50	-	50
TOTAL	1,964	628	1,071	3,663

CLASS II GAMES

VENDOR	CATOOSA	CATOOSA SS	FT. GIBSON	ROLAND	SALLISAW	WSS	RAMONA	TAHLEQUAH	TOTAL
AGS	58	-	10	17	16	86	3	32	222
VGT	772	50	127	243	100	466	94	160	1,962
TOTAL	780	50	137	260	116	552	97	192	2,184

COMPACT GAMES

VENDOR	CATOOSA	CATOOSA SS	FT. GIBSON	ROLAND	SALLISAW	WSS	RAMONA	TAHLEQUAH	TOTAL
AC Coin	-	-	-	-	-	8	-	-	8
Aristocrat	61	-	4	6	-	60	6	8	145
Atronic	6	-	-	-	-	22	-	-	28
Bally	203	6	30	73	26	134	21	36	529
C2	-	-	-	-	-	-	-	-	-
IGT	547	15	42	172	84	413	33	89	1,395
Intuicode	-	-	-	-	-	8	-	-	8
Konami	63	-	14	22	12	54	22	19	206
Multimedia	-	-	-	-	-	-	-	10	10
Nova	12	-	-	-	-	-	-	-	12
T3	-	-	-	-	-	27	-	-	27
WMS	300	9	28	69	29	198	31	26	690
TOTAL	1,192	30	118	342	151	924	113	188	3,058

The total number of gaming machines – Class II & Compact – in all locations is 5,242. Compact games make up 58% of the gaming floor with Class II games occupying the remaining 42%.

CARD / TABLE GAMES

GAME	CATOOSA	ROLAND	WSS	TOTAL
Poker	12	8	8	28
Blackjack	17	5	14	36
3-Card Poker	1	1	1	3
Ult. Texas	3	1	2	6
Doyle Brunson	-	1	-	1
Flop Poker	1	1	1	3
Roulette	1	-	2	3
Craps	1	-	-	1
TOTAL	36	17	28	81

MACHINE OWNERSHIP AS OF 31 AUGUST 2011

	VENDOR	CATOOSA	CAT SS	Ft. GIBSON	ROLAND	SALLISAW	WSS	RAMONA	TAHL.	TOTALS
LEASED	AC Coin	-	-	-	-	-	8	-	-	8
	AGS	58	-	10	17	16	86	6	32	222
	Aristocrat	53	-	4	-	-	60	6	8	131
	Atronic	6	-	-	-	-	22	-	-	28
	Bally	99	1	13	13	4	59	12	14	215
	C2	-	-	-	-	-	-	-	-	-
	IGT	288	9	24	74	36	262	20	54	767
	Intuicode	-	-	-	-	-	8	-	-	8
	Konami	63	-	14	22	12	54	22	19	206
	Multimedia	-	-	-	-	-	-	-	10	10
	Nova	12	-	-	-	-	-	-	-	12
	T3	-	-	-	-	-	-	-	-	-
	VGT	722	50	127	243	100	466	94	160	1,962
	WMS	143	9	14	20	19	105	31	16	357
<i>Sub-Total</i>	1,444	69	206	394	187	1,130	188	313	3,931	
OWNED	Aristocrat	8	-	-	6	-	-	-	-	14
	Bally	104	5	17	60	22	75	9	22	314
	IGT	259	6	18	98	48	151	13	35	628
	T3	-	-	-	-	-	27	-	-	27
	WMS	157	-	14	49	10	93	-	10	333
	<i>Sub-Total</i>	528	11	49	213	80	346	22	67	1,316
GRAND TOTAL	1,972	80	255	607	267	1,476	210	380	5,247	