

Group: Marshal Service Month/Year of Report: February 2012
Group Leader: Shannon Buhl Phone: 207 3800 Email: sbuhl@cherokee.org

I. Budget Highlights – please refer to Monthly Financial Report

II. Program Highlights for January

District 1 Mayes, Delaware, Rogers, Tulsa

1. Information Report (2)
2. Warrants (1)
3. Other agency assists (16)
4. Harassment/Threats (2)
5. Traffic Warnings (26)
6. Traffic Citations (4)

District 2: Areas South of Highway 412

1. Aggravated Assault and Battery-State
2. Grand Larceny-Tribal
3. Assault with Firearm-Tribal/Federal
4. Possession Firearm AFCEP-Tribal/Federal
5. Warrant Service 8
6. Larceny-Tribal
7. Driving Under influence/Drugs-State
8. Destruction of Property-State
9. Hit & Run Accident-State
10. Grand Larceny-Tribal
11. Information Report-Tribal
12. Information Report-Lost Property-Tribal
13. Information Report-Warrant-State
14. Traffic Tickets: Operating a Motor Vehicle without a license, Expired License, Speeding 70 in 55, Speeding 69 in 55, No Drivers License
15. Traffic Warnings: Defective Equipment 12, Operation of a Motor Vehicle Not Reasonable and Proper, Left of Center 3, Excessive Speed 2, Speeding 74 in 55, Speeding 65-55, Expired Tag 5, Speeding 65 in 55, Failure to stop at stop sign,

b. accomplishments

Special Operations Team Served X2 Search Warrants
Rainwater/Mead completed Hathcoat Sniper Training
Travis graduated CLEET and is FTO Program
Catcher and K-9 (Runa) Re-Certified through CLEET
Fund Raising for Special Olympics (Del-Rancho, Chilis)

OFFICE OF THE ATTORNEY GENERAL

January 2012 Report to Rules Committee (02-23-12)

Attorneys:

Robert Garcia- attended Tribal Juvenile dockets, Muskogee Juvenile dockets, Muskogee County Good Cause placement trial, Tulsa County Juvenile docket, Delaware County Juvenile docket, Trial Site Coordinator, OBA Mock Trial Competition held at the Tribal Courthouse and Sequoyah County AWOC trial

Cheryl Hamby-Judged OBA mock trials, Olaya Employee Appeal case, attended hearings in Washington county and Santa Barbara (telephonically). Attended physician interview for a Federal Tort Claim (WWH). Attended physician deposition for a workers comp claim.

Dana Jim-I served as a Judge on the OBA's Mock Trial program. I attended the Cherokee Nation criminal docket as well as child support dockets in several counties within the 14 county jurisdiction.

Nason Morton- I participated in a jury trial in Tulsa County-Juvenile Division, attended Cherokee Nation Tribal Court, appearing on criminal, juvenile, gaming license appeal, and Child Support cases. I also participated in an unemployment hearing and attended the Cherokee Nation Gaming Commission Meeting.

Chrissi Nimmo- attended 2 Cherokee Nation District Court Juvenile Dockets, 2 Cherokee Nation District Court Criminal Dockets, 2 Sequoyah County Juvenile Dockets and 1 Rogers County Juvenile Docket. McAlvain Employee Appeal – Dismissed for Lack of Jurisdiction by EAB, employee has appealed the decision to the Cherokee Nation Supreme Court. Participated in a Panel at University of Tulsa College of Law from prospective law students. Participated in the Tulsa County Child Protection Coalition quarterly meeting. Continued filings in the South Carolina ICWA Adoption case – the South Carolina Supreme Court has accepted the case on appeal.

Susan Work-Attended Water Resources Advisory Board meeting in Stillwater; served as a scorer for the OBA Mock Trial competition at the Cherokee Nation Courthouse; attended adoption hearing in Cleveland County; prepared and submitted comments regarding proposed NAHASDA (housing) regulations to HUD as part of ongoing work involving Cherokee Nation's participation on Negotiated Rulemaking Committee; and continuing work on water rights issues.

Support Staff:

Sherry Chennault-Assisted victims in filing for protective orders and attended court with them. Participated in a Coordinated Community Response Team Coordinator Interview with the District Attorney's Council, Assisted with Employee Appeals, Participated in a roundtable discussion of victim services with the United Keetoowah Band and the State Tribal Crime Victims Liaison, Participated in a roundtable discussion of victim services with Creek Nation and several of the Oklahoma Victim Witness Coordinators, Collaborated with the Marshal Service on grant opportunities and Participated in the Solutions Department CTAS Grant meeting.

Joni Greenhaw-Facilitated our Cherokee Nation Community Response Team meeting on domestic violence and submitted our DOJ-OVW grant semi-annual report.



CHEROKEE NATION TRIBAL COUNCIL RULES COMMITTEE REPORT

Group: Tax Commission

Month/Year of Report: February, 2012

Group Leader: Sharon Swepston

Phone:

E-mail: Sharon-sweepston@cherokee.org

I. Budget Highlights

- a.) Please refer to the monthly financial report from Finance.

II. Program Highlights

a.) Motor Vehicle

1. Year to Date Motor Vehicle revenue for FY12 compared to FY11 as of December 31, had an overall increase of 4.71%.
2. The month to month revenue comparison for December 2010 (FY11) compared to December 2011 (FY12) shows an increase of 5.67%.
3. The detail for all areas of revenue for motor vehicle is shown on the attached graphs.
- 4.

b.) Revenue and Taxation Division

1. Year to Date Revenue and Taxation (Tobacco) for FY12 compared to FY11 as of December 31, had an overall increase of 10.82%.
3. A month to month revenue comparison December 2010 (FY11) compared to December 2011 (FY12) shows an increase of 17.79%.
3. The detail for all areas of tax is shown on the attached graphs.
- 4.
- 5.

c.) Future Plans/New Initiatives

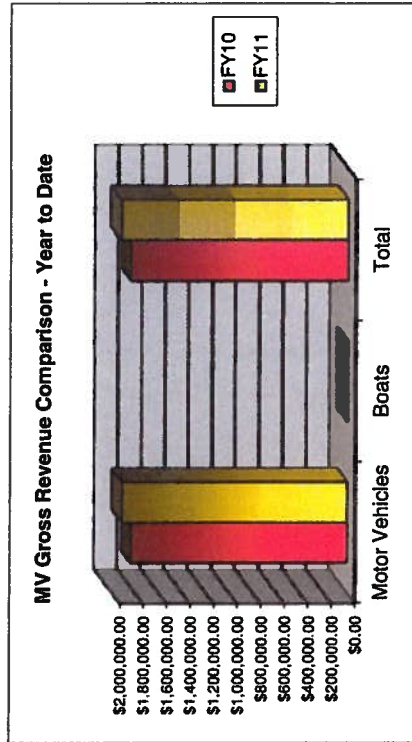
1. The next Tax Commission meeting is scheduled for March 14, 2012 at 4:30 pm in the CNTC Conference room.
2. New business hours for the Tahlequah office. As of February 1, 2012 the extended business hours will only be on Tuesdays. The business hours will be from 8:15 am until 6:00 pm on Tuesdays only.
- 3.
- 4.
- 5.



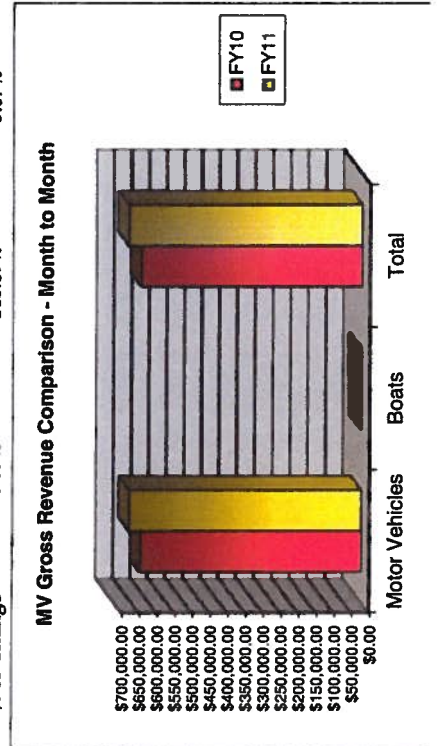
CHEROKEE NATION TAX COMMISSION

DECEMBER 2011

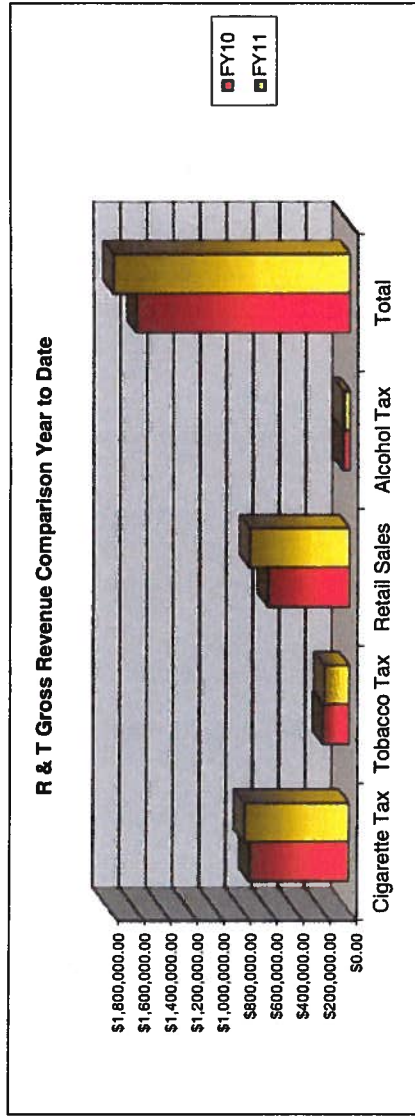
	Motor Vehicles	Boats	Total
FY10	\$1,834,979.47	\$7,091.16	\$1,842,070.63
FY11	\$1,914,044.37	\$14,732.76	\$1,928,777.13
% of Change	4.31%	107.76%	4.71%



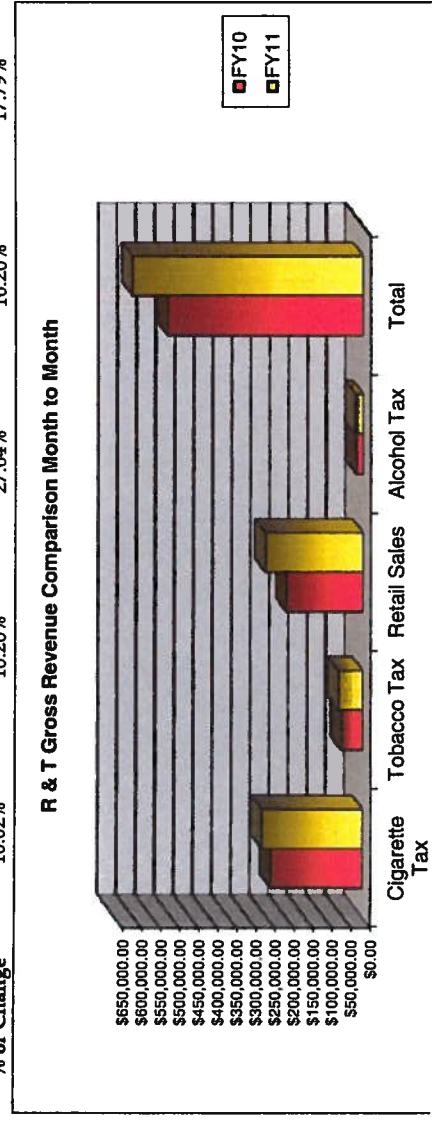
	Motor Vehicles	Boats	Total
FY10	\$623,196.44	\$1,219.72	\$624,416.16
FY11	\$656,806.55	\$3,025.98	\$659,832.53
% of Change	5.39%	148.09%	5.67%



	Cigarette Tax	Tobacco Tax	Retail Sales	Alcohol Tax	Total
FY10	\$748,839.72	\$198,984.33	\$612,700.74	\$50,542.45	\$1,611,067.24
FY11	\$791,615.23	\$188,230.39	\$751,213.97	\$54,352.84	\$1,785,412.43
% of Change	5.71%	-5.40%	22.61%	7.54%	10.82%



	Cigarette Tax	Tobacco Tax	Retail Sales	Alcohol Tax	Total
FY10	\$240,221.98	\$55,533.15	\$200,790.61	\$18,134.34	\$514,680.08
FY11	\$264,294.60	\$64,563.50	\$256,297.83	\$21,071.39	\$606,227.32
% of Change	10.02%	16.26%	27.64%	16.20%	17.79%



Group: Government Resources Month/Year of Report: January 2012 2/8/2012

Group Reporter: Vickie Hanvey Phone: 918-453-5391 Email: vhanvey@cherokee.org

I. Budget Highlights – please refer to Monthly Financial Report

Description of Budget exceptions: No budget exceptions to report.
SG Analyst position vacant.

II. Program Highlights

a. In brief:

1. CR Payments continue to be disbursed by agencies FY2012 funds received in the amount of
 - IHS \$55,688,243.00*
 - Roads 6,489,065.50
 - DOI 9,040,716.00
 - 477- Child Care 5,352,982.00
 - 477- WIA 0.00

* The post-appropriation/pre-apportionment period allotment of funds was for the period 12/23/11 through 1/22/12. OMB Guidance states that if apportionments are not approved during the first 30-day period, an allotment of up to 30 days additional funds may be allotted. Therefore, IHS allotted the Nation for 30 days until the apportionment is made by OMB.

2. Coordinated meeting with various programs and administration regarding the Delaware MOU and status of payments.
3. Coordinated a meeting with Chickasaw Nation Self Governance Director, Tom John and Chief of Police, Jason O'Neal with Nation Marshall Shannon Buhl regarding best practices in operations, budget and administration of law enforcement.
4. Briefed Administration on contract support cost claims and current issues with DOI and IHS. Will be engaging Dr. Dave Mather to review the Nations allocation in comparison to the national shortfall reports.
5. Participated in the IHS Budget Formulation Meeting at the Oklahoma Area Office.
6. Participated in workgroup preparing Matrix of DOI Funding Formulas for SGAC.
 - Meeting Scheduled with DOI officials on Feb 7, 2012.
7. Continued participation in the DOI Title IV Amendment discussions via email.
8. Tribal Representative on PL102-477 National Workgroup; participated on conference calls with officials from OMB, HHS, DOI and DOL; review of documents and tribal responses.
 - Attended Workgroup meeting in San Diego, CA
 - Meeting scheduled with Federal & Tribal partners in DC on Feb 7, 2012
9. Extension of SHS Construction award, drawdown of funds available and assisting program staff with construction schedule to meet July 30, 2012 deadline.

b. ARRA:

Reporting/Training:

1. Met Delaware Tribal officials in Catoosa regarding status of ARRA Housing funds.
2. Reporting to FederalReporting.gov.
 - Responded to various emails and comments from agencies regarding reports submitted.
 - 2011 Qtr 4 ARRA Section 1512 reports completed. See 12/31/2011 ARRA Summary for details.

Program Updates:

3. Met with various programs and administration regarding status of various ARRA projects.

c. Brief on future plans/any new initiatives

IHS:

1. Update of IHS Carryover analysis.
2. Analysis and review of Area and Headquarters funding tables.
3. Review of the IHS CSC Shortfall report data.
4. Submit CDA supplemental claims for consequential damages from unpaid CSC on fiscal years 2006-2010.
5. Council request during October 2011 Rules Committee meeting to review CHS. Meeting to be scheduled with Administration.

DOI:

6. Update of DOI Carryover analysis.
7. Submit CDA claims for unpaid CSC on fiscal years 2006-2010.
8. PL102-477: A meeting was held in conjunction with NCAI regarding the issuance of a letter from officials from DOI, HHS and DOL regarding the 477 program. Tribes are addressing these issues both administratively and legislatively. A National workgroup has been assembled to address the reporting and auditing issues.
9. DOI CSC: A data call has been issued for FY2011 report. The FY2011 funds have not been fully distributed to tribes.

Other SG Participation:

10. National DOI Tribal Data Management pilot project.
11. National Title VI workgroup to further SG within HHS.
12. National Title IV workgroup with DOI SGAC.
13. National DOI CSC workgroup.
14. National DOI Funding Formula workgroup for SGAC.
15. Oklahoma SG Coalition representation of SG issues specific to Oklahoma.

d. Announcements

e. Other

1. Attend meetings as a Member of the Policy Council serving the Early Childhood Unit HeadStart Program.
2. Participate in regular meetings of the Strategic Budget Committee and assist in the review of budget proposals in an advisory capacity.



Gaming Commission Director's Report 8 february 2012

Ar

COMPACT FEE PAYMENTS

DESCRIPTION	MONTHLY STATE FEE	OHRC	FAIR MEADOWS	TOTAL	TOTAL YEAR TO DATE
January-11	\$ 794,610.18	\$ 177,730.01	\$ 54,020.99	\$ 1,026,361.18	\$ 1,026,361.18
February-11	\$ 983,613.36	\$ 158,708.19	\$ 56,037.82	\$ 1,198,359.37	\$ 2,224,720.55
March-11	\$ 1,185,545.58	\$ 203,537.20	\$ 49,137.26	\$ 1,438,220.04	\$ 3,662,940.59
April-11	\$ 1,112,061.07	\$ 191,178.81	\$ 51,387.44	\$ 1,354,627.32	\$ 5,017,567.91
May-11	\$ 1,083,988.95	\$ 179,670.72	\$ 50,837.40	\$ 1,314,497.07	\$ 6,332,064.98
June-11*	\$ 1,069,600.87	\$ 183,885.76	\$ 51,737.47	\$ 1,305,224.10	\$ 7,637,289.08
July-11	\$ 1,168,817.13	\$ 200,419.28	\$ 51,470.78	\$ 1,420,707.19	\$ 9,057,996.27
August-11	\$ 1,074,726.61	\$ 177,912.78	\$ 52,137.50	\$ 1,304,776.89	\$ 10,362,773.16
September-11	\$ 1,079,597.61	\$ 190,018.43	\$ 51,587.46	\$ 1,321,203.50	\$ 11,683,976.66
October-11	\$ 1,073,439.66	\$ 194,537.22	\$ 52,320.85	\$ 1,320,297.73	\$ 13,004,274.39
November-11	\$ 1,067,790.87	\$ 200,418.72	\$ 52,704.22	\$ 1,320,913.81	\$ 14,325,188.20
December-11	\$ 1,149,172.66	\$ 205,354.06	\$ 51,287.44	\$ 1,405,814.16	\$ 15,731,002.36
YTD ADJ.	\$ 7.44	\$ -	\$ -	\$ -	\$ 7.44
SUB-TOTALS	\$ 12,842,971.99	\$ 2,263,371.18	\$ 624,666.63	\$ 15,731,009.80	\$ 15,731,009.80

NIGC FEE PAYMENTS

Qtr Ending 6/30/2011	\$ 130,379.48
Qtr Ending 12/30/2011	\$ 130,379.52
TOTAL NIGC YTD	\$ 260,759.00

TOTAL COMPACT & NIGC FEES \$15,991,768.80

* Includes \$35,000 annual oversight assessment fee.

COMPACT FEE PAYMENT SUMMARY

YEAR	STATE	FAIR MEADOWS	OHRC	TOTAL
2005	\$ 2,948,594.00	\$ 500,040.00	\$ 1,478,858.36	\$ 4,927,492.36
2006	\$ 7,629,889.06	\$ 1,788,222.63	\$ 7,238,177.75	\$ 16,656,229.44
2007	\$ 11,472,065.73	\$ 962,047.93	\$ 4,573,604.66	\$ 17,007,718.32
2008	\$ 11,656,274.15	\$ 765,407.17	\$ 3,457,394.08	\$ 15,879,075.40
2009	\$ 12,258,076.70	\$ 749,466.52	\$ 2,393,709.96	\$ 15,401,253.18
2010	\$ 12,530,548.89	\$ 654,902.38	\$ 2,245,073.51	\$ 15,430,524.78
2011	\$ 12,842,971.99	\$ 624,666.63	\$ 2,263,371.18	\$ 15,731,009.80
TOTAL	\$ 71,338,420.52	\$ 6,044,753.26	\$ 23,650,129.50	\$ 101,033,303.28

GAMING LICENSES

FACILITY	KEY EMPLOYEE	PMO	OPERATIONAL LICENSE	TOTAL
Roland	171	66	55	292
Ramona	56	21	17	94
Catoosa	841	238	440	1,519
Catoosa – SS	1	1	1	3
WSS	411	114	252	777
Tahlequah	110	54	34	198
Sallisaw	72	28	29	129
Ft. Gibson	49	16	20	85
WRD	67	23	33	123
Corporate	143	158	15	316
Toby Keith's	-	-	80	80
CN Day Worker	-	-	36	36
CNGC	-	54	-	54
TOTAL	1,921	773	1,012	3,706

CLASS II GAMES

VENDOR	CATOOSA	CATOOSA SS	FT. GIBSON	ROLAND	SALLISAW	WSS	RAMONA	TAHLEQUAH	TOTAL
AGS	14	-	10	17	16	69	3	8	137
VGT	770	50	123	243	100	476	148	170	2,090

TOTAL	784	50	133	260	116	545	151	178	2,227
--------------	------------	-----------	------------	------------	------------	------------	------------	------------	--------------

COMPACT GAMES

VENDOR	CATOOSA	CATOOSA SS	FT. GIBSON	ROLAND	SALLISAW	WSS	RAMONA	TAHLEQUAH	TOTAL
AC Coin	-	-	-	-	-	8	-	-	8
Aristocrat	69	10	4	6	-	60	6	12	167
Atronic	4	-	-	-	-	22	-	-	26
Bally	219	6	30	73	26	134	29	44	561
C2	-	-	-	-	-	-	-	-	-
IGT	539	5	42	165	84	403	41	103	1,382
Intuicode	-	-	-	-	-	8	-	-	8
Konami	63	-	14	22	12	54	26	19	210
Multimedia	8	-	-	-	-	17	10	10	45
Nova	9	-	-	-	-	-	-	-	9
TableMax	-	-	-	5	-	-	-	-	5
T3	-	-	-	-	-	27	-	-	27
WMS	284	9	31	69	29	198	35	42	697
TOTAL	1,195	30	121	340	151	931	147	230	3,145

The total number of gaming machines – Class II & Compact – in all locations is 5,372. Compact games make up 59% of the gaming floor with Class II games occupying the remaining 41%.

CARD / TABLE GAMES

GAME	CATOOSA	ROLAND	WSS	TOTAL
Poker	12	8	8	28
Blackjack	16	4	13	33
3-Card Poker	1	1	1	3
Ult. Texas	3	1	2	6
21 + 3	2	1	1	4
Super Fun 21	-	-	-	-
Roulette	1	-	2	3
Craps	1	-	-	1
Flop Poker	-	1	1	2

TOTAL	36	16	28	80
-------	----	----	----	----

MACHINE OWNERSHIP AS OF 30 DECEMBER 2011

	VENDOR	CATOOSA	CATISS	FR. GIBSON	ROLAND	SALLISAW	WSS	RAMONA	TAHL	TOTALS
LEASED	AC Coin	-	-	-	-	-	8	-	-	8
	AGS	14	-	10	17	16	69	3	8	137
	Aristocrat	61	10	4	-	-	60	6	12	153
	Atronic	4	-	-	-	-	22	-	-	26
	Bally	109	1	13	13	4	54	16	21	231
	C2	-	-	-	-	-	-	-	-	-
	IGT	288	-	24	67	36	253	20	68	764
	Intuicode	-	-	-	-	-	8	-	-	8
	Konami	63	-	14	22	12	54	26	19	210
	Multimedia	8	-	-	-	-	17	10	10	45
	Nova	9	-	-	-	-	-	-	-	9
	TableMax	-	-	-	5	-	-	-	-	5
	T3	-	-	-	-	-	-	-	-	-
	VGT	770	50	123	253	100	476	148	170	2,090
	WMS	127	9	17	20	19	105	35	32	364
Sub-Total	1,453	70	205	397	187	1,126	272	340	4,050	
OWNED	Aristocrat	8	-	-	6	-	-	-	-	14
	Bally	110	5	17	60	22	80	13	23	330
	IGT	251	5	18	98	48	150	13	35	618
	T3	-	-	-	-	-	27	-	-	27
	WMS	157	-	14	49	10	93	-	10	333
	Sub-Total	526	10	49	213	80	350	26	68	1,322
GRAND TOTAL	1,979	80	254	610	267	1,476	298	408	5,372	