

HUMAN SERVICES

Tribal Council Monthly Report

June 2019

Marsha Lamb

Executive Director

Email: marsha-lamb@cherokee.org

Phone Number: 918-453-5355

Kara Whitworth
Director of Child Support Services
Email: kara-whitworth@cherokee.org
Phone Number: (918) 453-4127

Jennifer Kirby
Director of Youth Services & Special Projects
Email: jennifer-kirby@cherokee.org
Phone Number: (918) 453-5150

Penny Norseworthy
Director of Finance
Email: penny-norseworthy@cherokee.org
Phone Number: (918) 453-5375

Jennifer Kirby
Interim Director of Family Assistance
Email: jennifer-kirby@cherokee.org
Phone Number: (918) 453-5150

Tricia Peoples
Director of Child Care Development Centers
Email: tricia-peoples@cherokee.org
Phone Number: (918) 453-5045



HUMAN SERVICES

Tribal Council Monthly Report

TABLE OF CONTENTS

| | |
|---|------------------|
| <u>Youth Services & Special Projects</u> | 1 |
| John A. Ketcher Youth Services Center | 1 |
| Youth Services | 2 |
| Cherokee PARENTS | 3 |
| | |
| <u>Child Care & Child Development</u> | 4 |
| Child Care Development Centers | 4 |
| Subsidy | 4 |
| Resource & Referral | 5 |
| Licensing & Monitoring | 5 |
| <u>Office of Child Support</u> | 6 & 7 |
| <u>Family Assistance Department</u> | 8 |
| Food Distribution | 8 |
| BIA Social Services | 8 |
| LIHEAP | 9 |
| Elder Services | 9 |
| Burial Assistance | 10 |
| NAHASDA | 11 |
| Family Assistance | 11 |
| School Clothing Programs | 12 |
| <u>Cherokee First</u> | 13 |
| Cherokee First Reception | 13 |
| Community Youth | 13 |
| Community Adult | 14 |



CHEROKEE NATION®

HUMAN SERVICES

| | |
|----------------------|-----|
| Number of Employees | 269 |
| Number of Vacancies | 39 |
| Number of Volunteers | 25 |

Human Services Announcements:

[Empty rectangular box for Human Services Announcements]



YOUTH SERVICES & SPECIAL PROJECTS

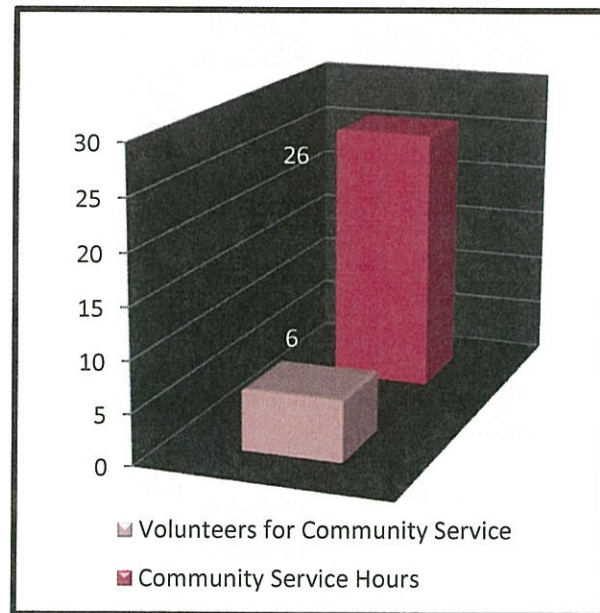
Director - Jennifer Kirby

| | |
|----------------------|----|
| Number of Employees | 19 |
| Number of Vacancies | 3 |
| Number of Volunteers | 0 |

| Programs |
|---------------------------------------|
| John A. Ketcher Youth Services Center |
| Youth Services |
| Cherokee PARENTS |
| Veteran's Center |

John A. Ketcher Youth Services Center :

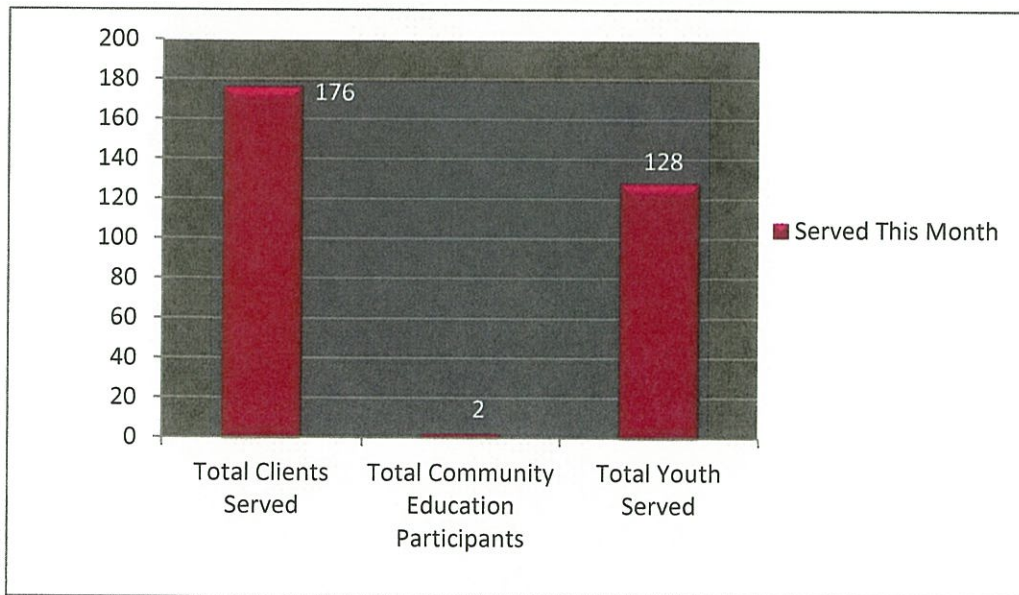
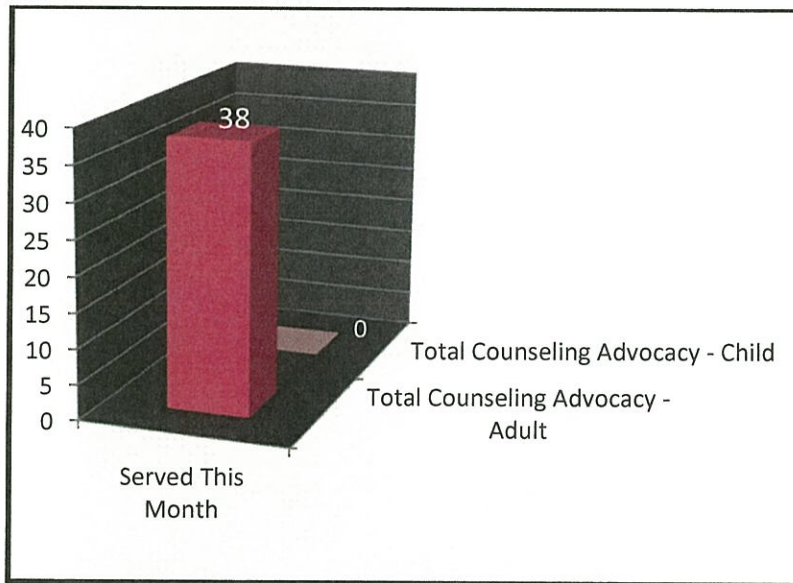
| | |
|---------------------|---|
| Young people served | 6 |
| Admissions | 2 |



YOUTH SERVICES & SPECIAL PROJECTS

Youth Services :

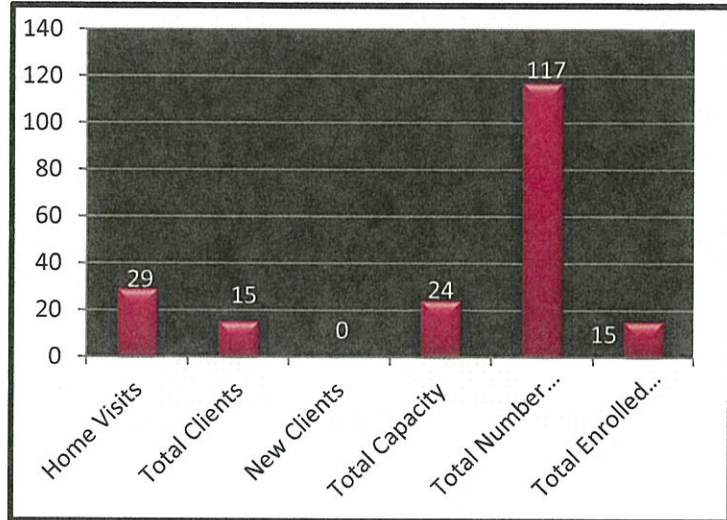
Total Community Events & Presentations 2




YOUTH SERVICES & SPECIAL PROJECTS

Cherokee PARENTS :

| | |
|---------------|----|
| Total Clients | 15 |
|---------------|----|



Child Care Development Centers :



CHILD CARE & CHILD DEVELOPMENT

Director - Tricia Peoples

| | |
|----------------------|-----|
| Number of Employees | 109 |
| Number of Vacancies | 20 |
| Number of Volunteers | 0 |

| Programs |
|--------------------------------|
| Child Care Development Centers |
| Subsidy |
| Resource & Referral |
| Licensing & Monitoring |

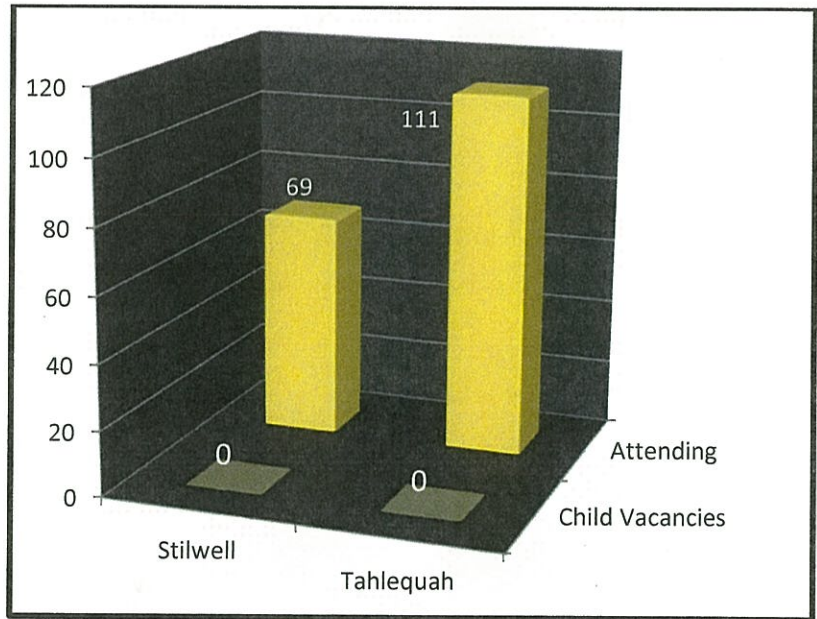
Child Care Development Centers :

•Stilwell - The staff organized Mud Day. It was celebrated on June 27th with the theme "MUD UP!" Most of the CDC staff attended the On June 26th the Pediatric Dentist was here from WWH to conduct dental checkups and apply sealants. We had 51 children participate. All the drills were conducted this month with staff evacuating the center in under 2 minutes.


•Tahlequah - Field Day (track meet).

Approximately 75 parents and family members attended.


- Subsidy - 4 providers attended orientation
- Resource & Referral - NE Regional Partnership meeting, Native American Assoc., Children's Farmer's Market meetings, Mud Day, Children's Farmers Market Vinita, OTCCA, OCCRA mtg, CECPD Educator Conference, Provider Conference meeting, Prov. Conf. Registration, Grants
- Licensing - 5 trainings provided for 66 providers. Total trainings to date: 11. 12Relative Providers Completed Level I in June, 2 Completed Level II. Total to date: 15 Relative providers have completed level I &II training incentive. 13 completed Level II Total Providers:28. Office Conferences 2-GC&DM. OTCCA, NICCA BOD Mt , Stars Hearing , CCAC Training Volunteers Ok Futures HOPE Project.



| | |
|--------------------|---------------|
| Children Receiving | 1,820 |
| Amount Distributed | \$ 689,091.00 |



| | |
|--------------------------------|-----------|
| Average Distribution Per Child | \$ 378.62 |
|--------------------------------|-----------|

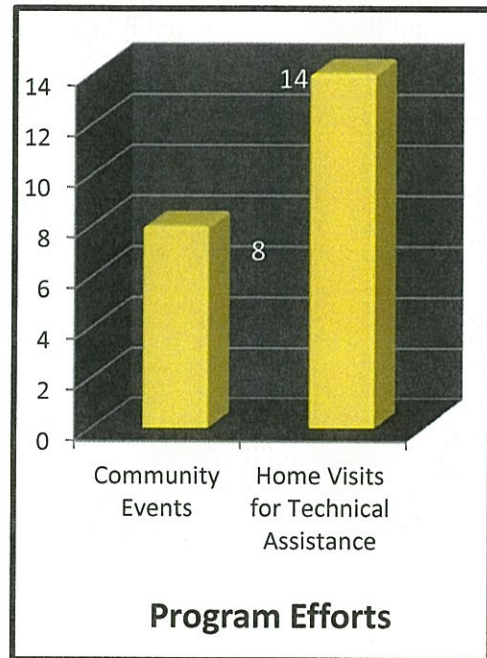





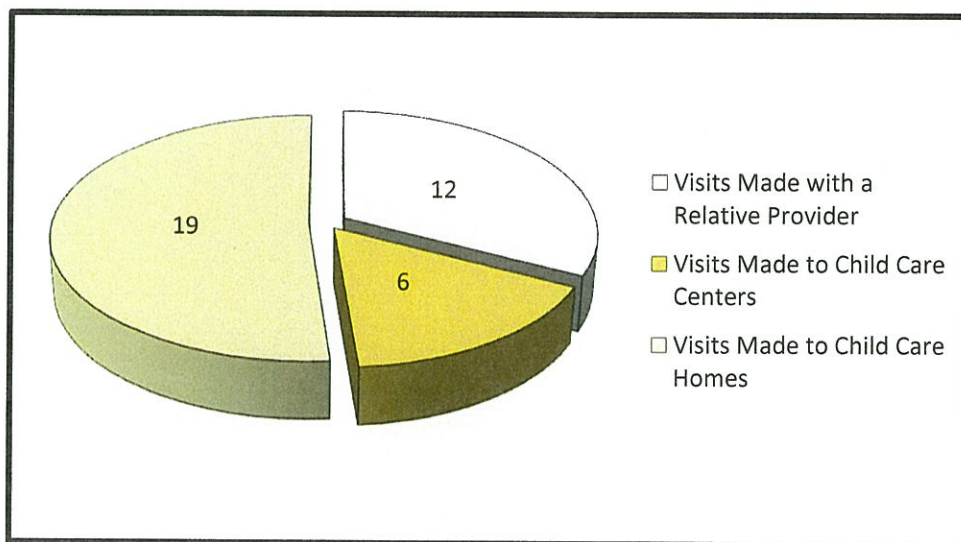
CHILD CARE & CHILD DEVELOPMENT

Resource & Referral :

| | |
|-------------------------|----|
| Trainings for the Month | 11 |
|-------------------------|----|



Licensing & Monitoring :



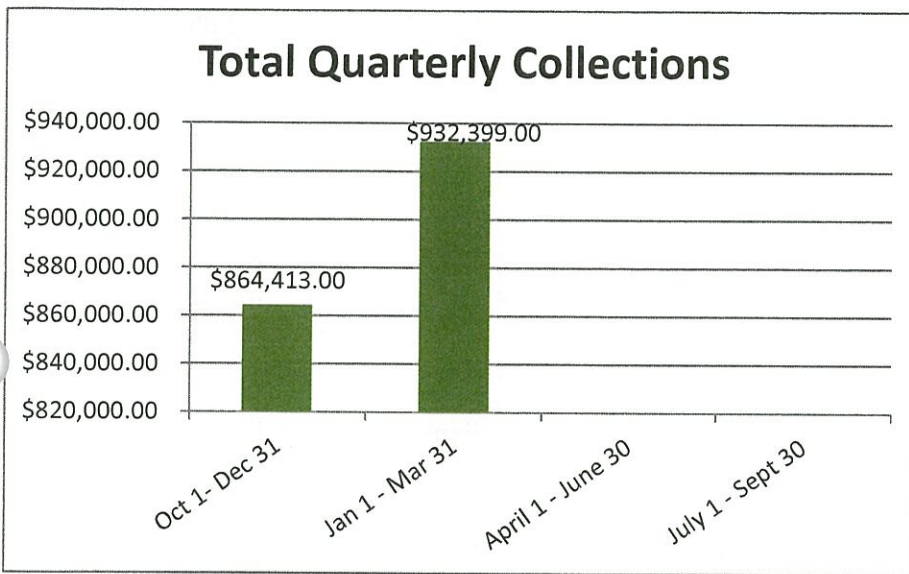
OFFICE OF CHILD SUPPORT

Director - Kara Whitworth

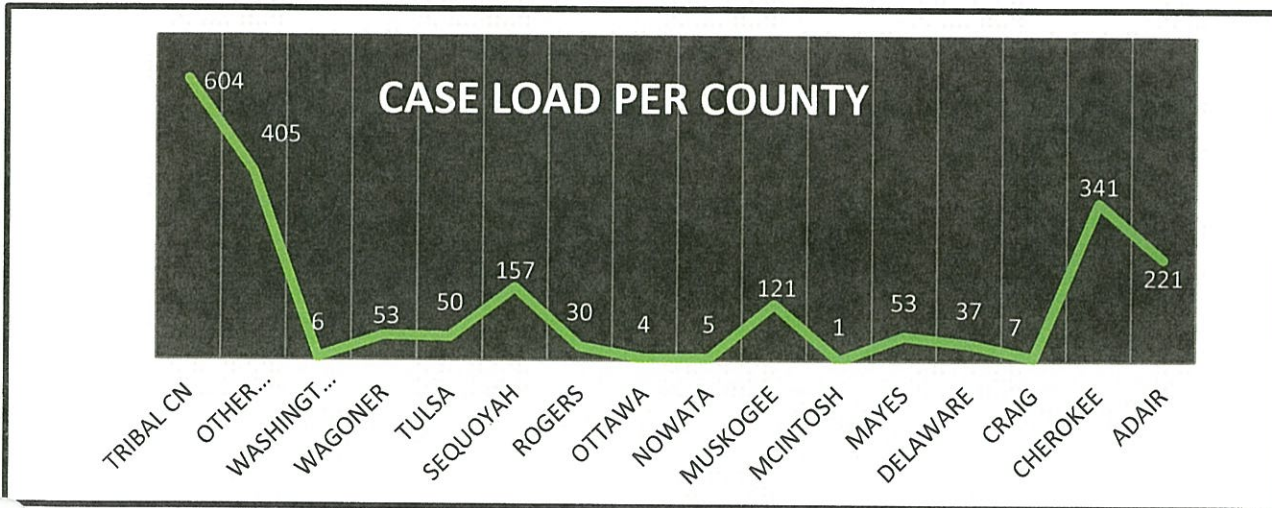
| | |
|----------------------|----|
| Number of Employees | 33 |
| Number of Vacancies | 5 |
| Number of Volunteers | |

| | |
|---|---------------|
| June Collections-CN Payment Center only: | \$ 303,436.00 |
|---|---------------|

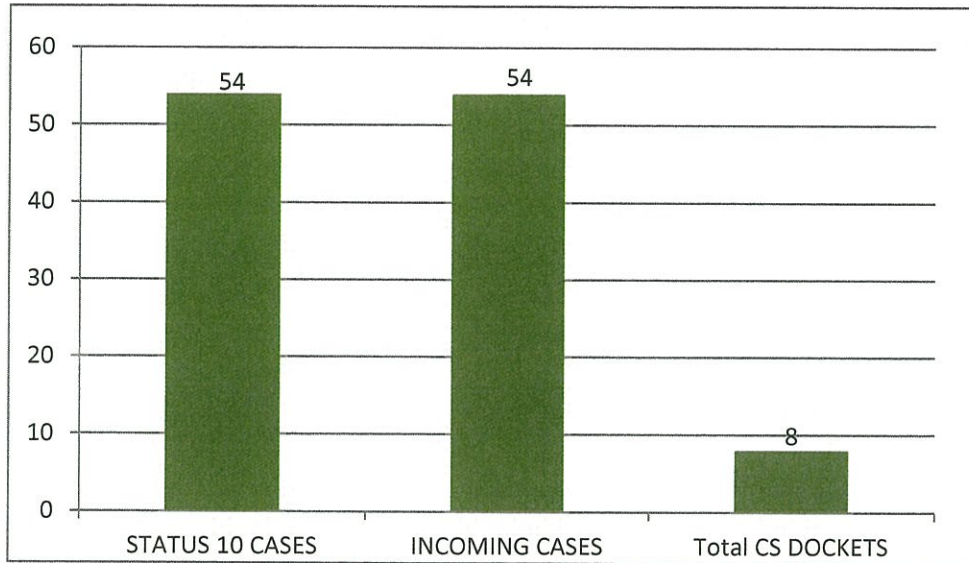
| | |
|------------------------------------|-------|
| Total Client Contacts | 2,782 |
| Total Court Hearings | 47 |
| Total Active Efforts Case | 1,223 |
| Total Case Assessments for Service | 6 |
| Total Applications Distributed | 19 |



*Includes payment center collections, tax intercepts, and other special collections



OFFICE OF CHILD SUPPORT



Child Support:

The Office of Child Support services distributed 19 requested applications and received 21 applications for new cases. Current active cases as of July 14, 2019 is approximately 2331. The program has recently launched a brand new website that was designed by Child support staff input and developed with the assistance of CN Information systems staff. The program has a specific address to its website: <https://childsupport.cherokee.org>. The goal of the website is to provide useful information that will assist tribal citizens as well as potential applicants and program participants to learn more about our program! The program is in the process of developing a few videos to assist the community in gaining a better understanding of some of our routine Child support processes. The goal is to showcase these via CN facebook page and youtube channels as well as provide links to each video on our website. The program is also collecting feedback through focus groups on their opinions and recommendations on the new and improved website. In addition 2 of the CS specialist positions have been accepted by individuals and hope to announce their name upcoming report. The program has also recommended an individual for one clerical position and one individual for the customer service representative position. Hopefully those will be filled in next few weeks and can introduce those individuals as well during next months report.



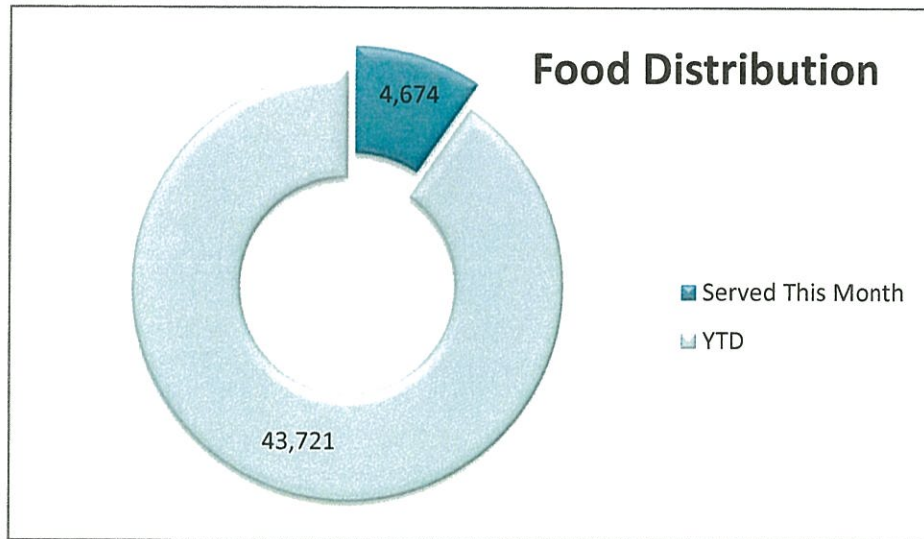
FAMILY ASSISTANCE DEPARTMENT

Interim Director - Jennifer Kirby

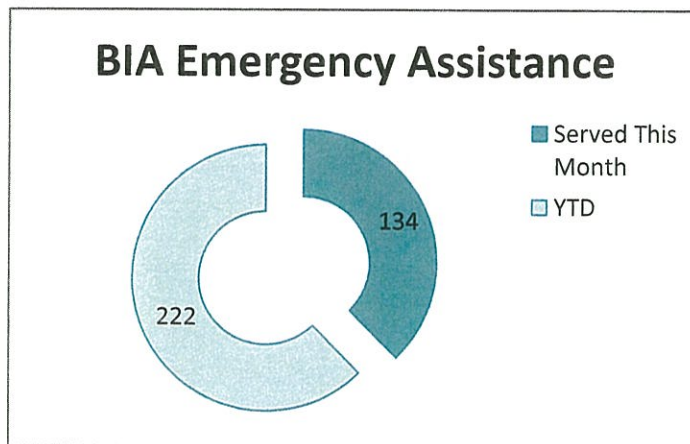
| | |
|----------------------|-----|
| Number of Employees | 108 |
| Number of Vacancies | 11 |
| Number of Volunteers | 25 |

| Programs |
|-------------------|
| Food Distribution |
| Social Services |
| Burial Assistance |
| Elder Care |
| Family Assistance |
| LIHEAP |
| NAHASDA |
| CITGO |

Food Distribution :

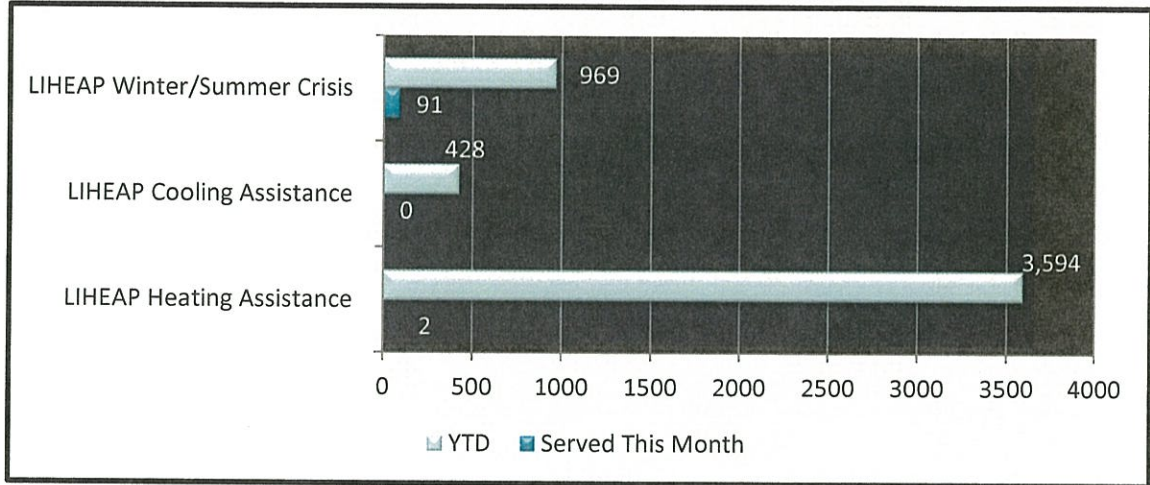


BIA Social Services :



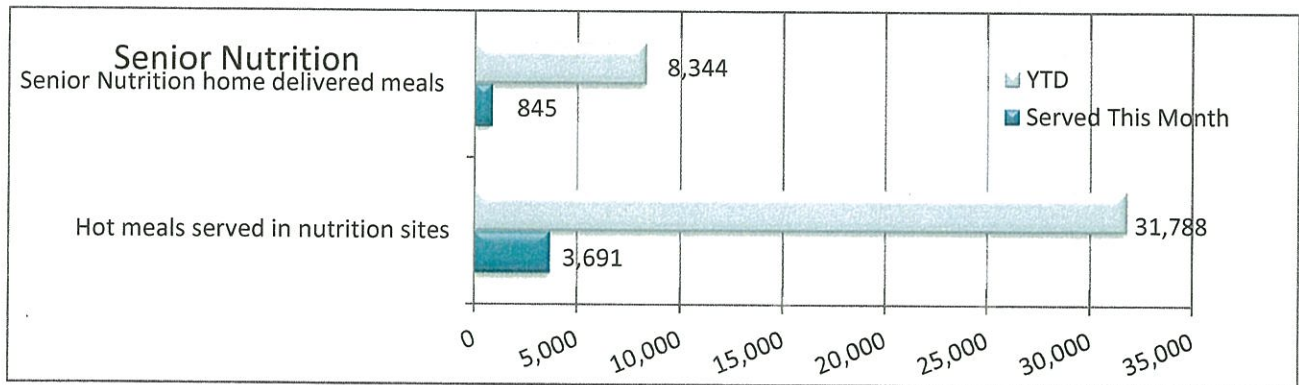
FAMILY ASSISTANCE DEPARTMENT

LIHEAP:

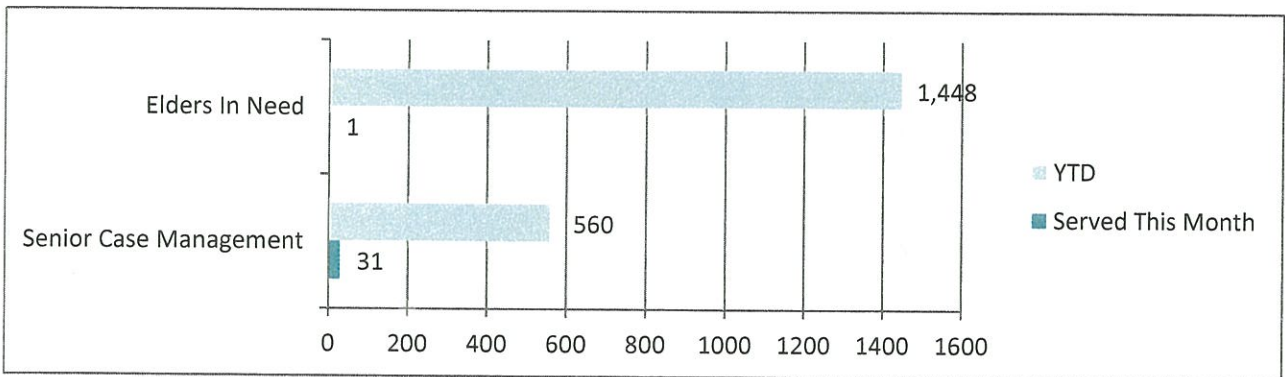


*(LIHEAP COOLING ASSISTANCE) Program starts in December and ends in February

Elder Services :



*Program starts in April

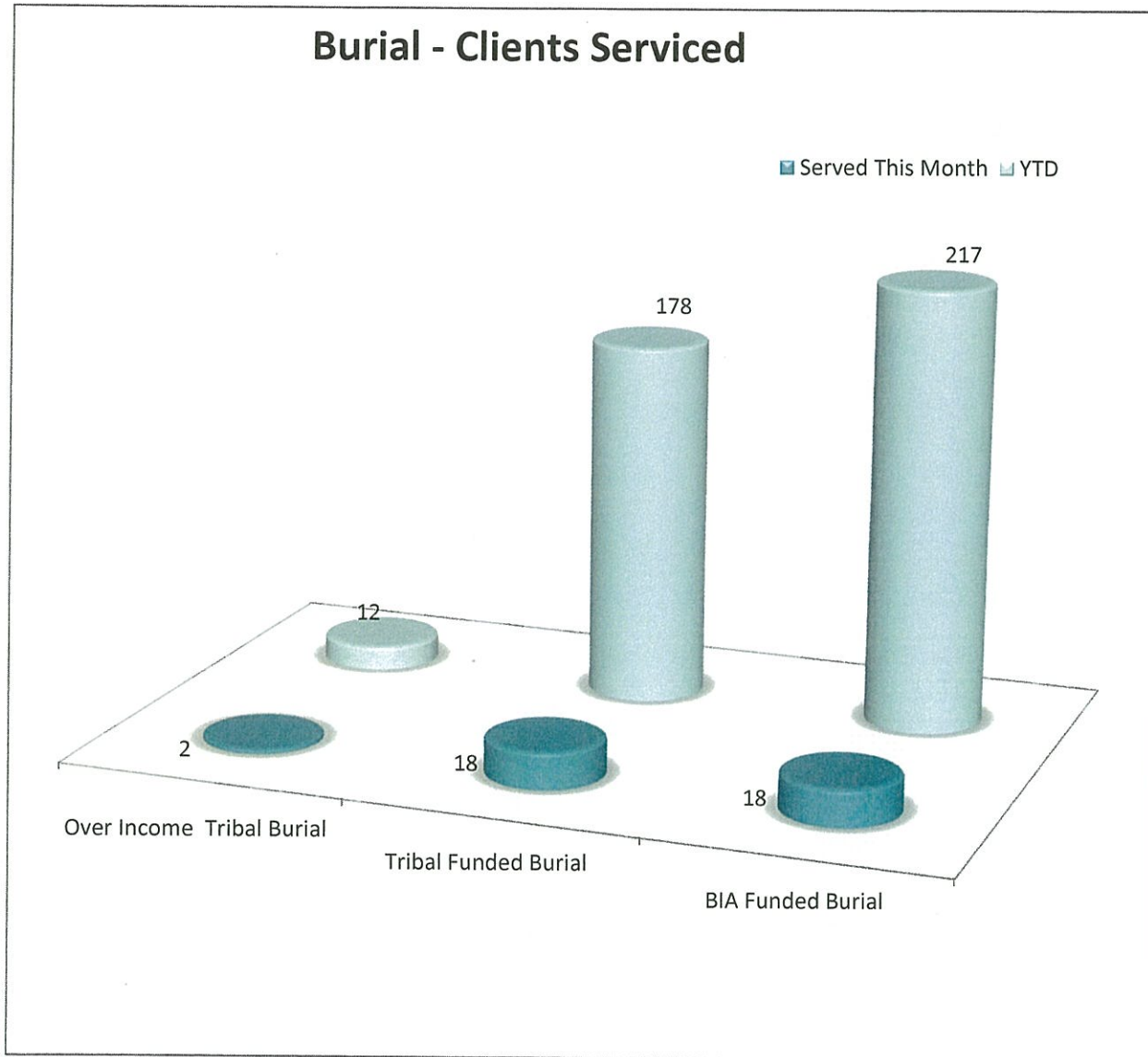


*Elders In Need Monies are dispersed in February and August.



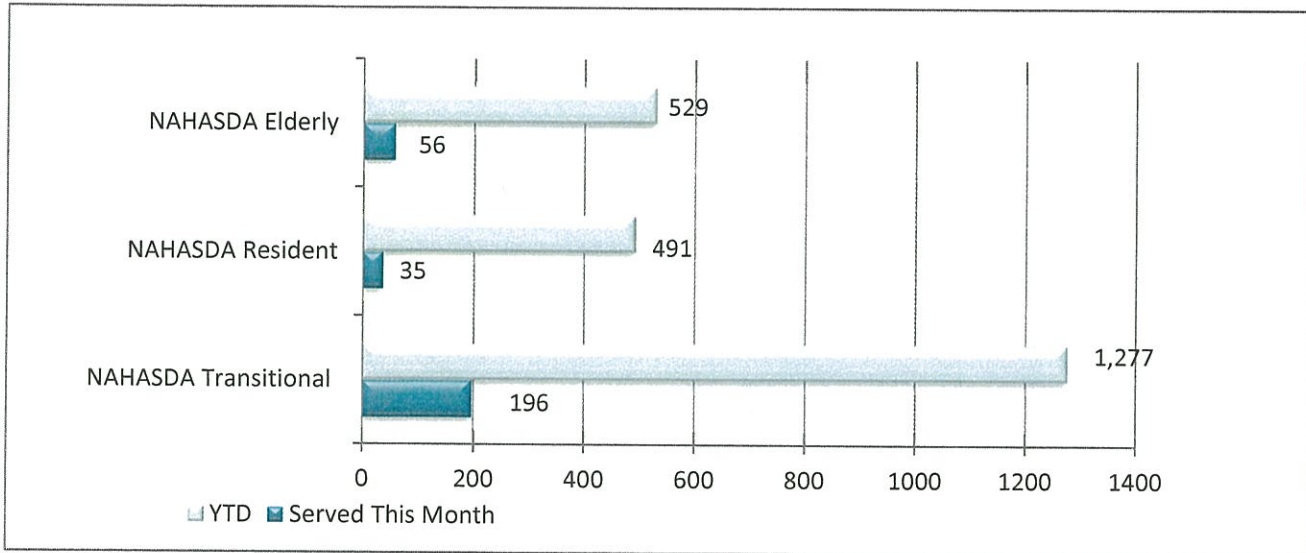
FAMILY ASSISTANCE DEPARTMENT

Burial Assistance :

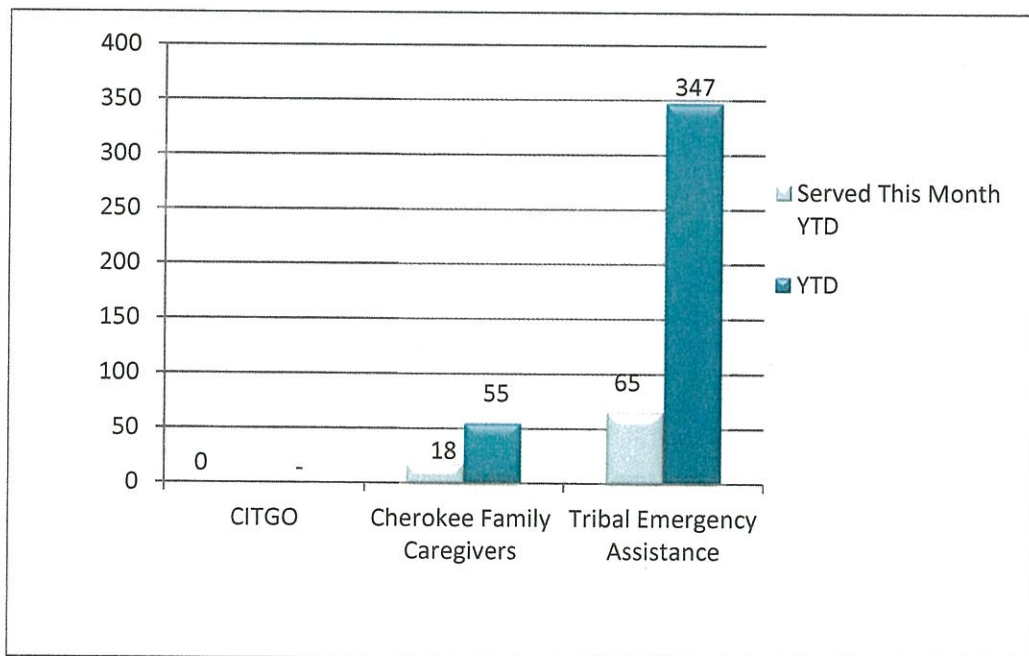


FAMILY ASSISTANCE DEPARTMENT

NAHASDA :

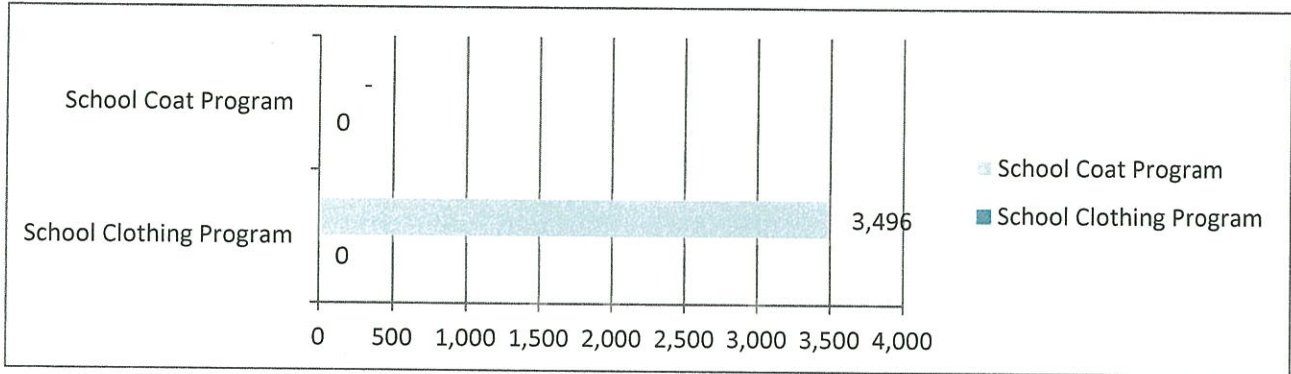


Family Assistance :



FAMILY ASSISTANCE DEPARTMENT

School Clothing Assistance Programs :



*School Clothing Program starts in July, before the school year begins.

Family Assistance:



CHEROKEE FIRST

Administrative Officer - Janelle Smith

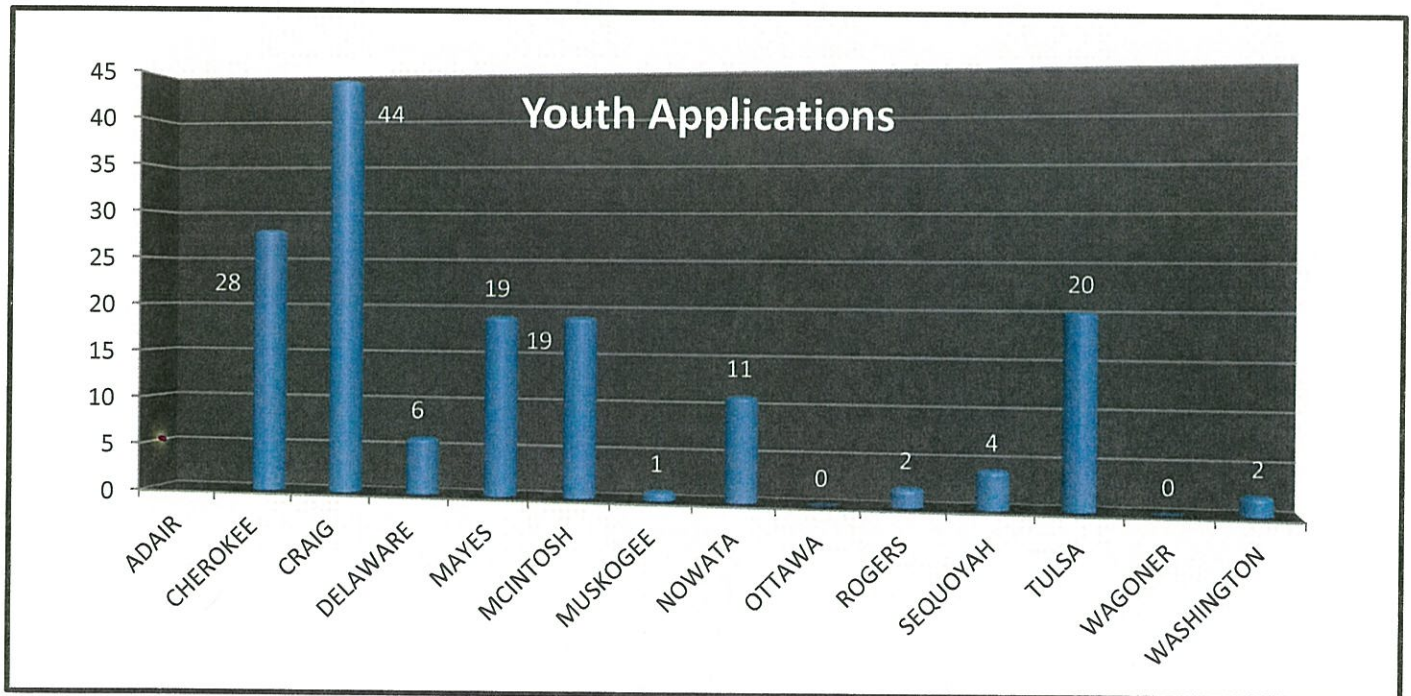
| | |
|----------------------|---|
| Number of Employees | 3 |
| Number of Vacancies | 0 |
| Number of Volunteers | 0 |

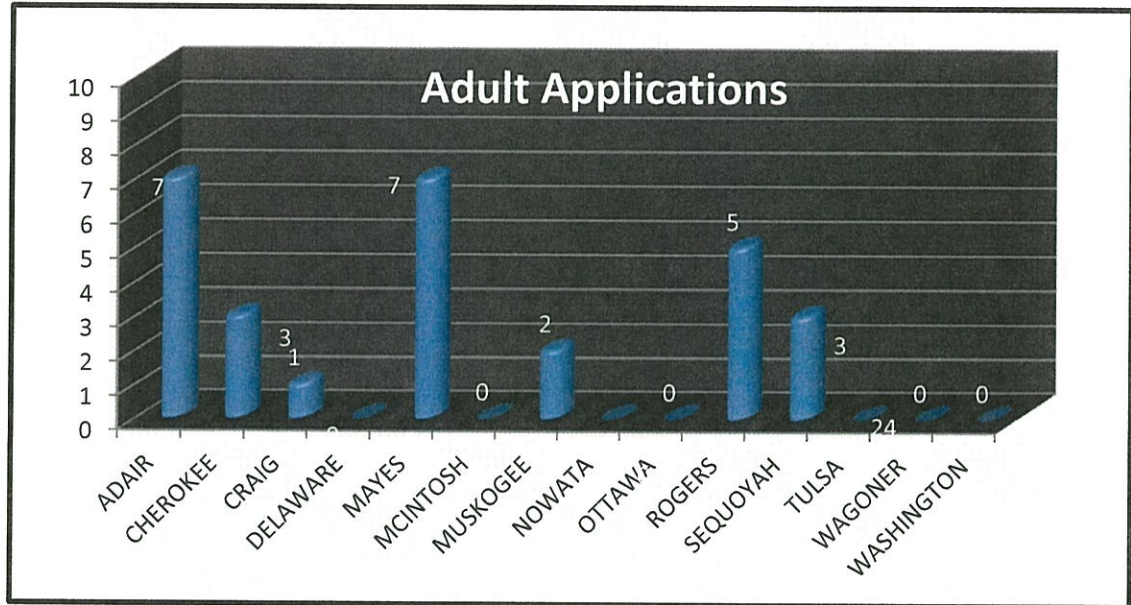
| Programs |
|-----------------|
| Reception |
| Community Youth |

Reception :

| | |
|----------------------------------|-------|
| Total Walk Ins/Phone Calls Taken | 1,226 |
| Total Applications Taken | 184 |

Community Youth :





Overview of Community Leadership Program Applications

| | |
|-------------|-----|
| Total Youth | 156 |
| Total Adult | 28 |

Monthly Total Amount Distributed

| | |
|------|--------------|
| June | \$ 36,800.00 |
|------|--------------|



CHEROKEE NATION TRIBAL COUNCIL

COMMUNITY SERVICES COMMITTEE REPORT

Group: Community Services **Month/Year of Report:** August 2019 (data for June activities)

Executive Director: Martha Ketcher **Phone:** 453-5248 **E-mail:** martha-ketcher@cherokee.org

I. Budget Highlights

1. Received Emergency project funding from IHS for Rogers Co RWD # 3 Waterline replacement project. \$237,000 (\$225,000 construction, \$12,000 project technical support).
2. Preparing and submitting budget modification request to incorporate IHS/EPA funding recently awarded.

II. Program Highlights

a.) Balanced Scorecard Measures

1. Trained 75 food handlers
2. Repaired 26 existing sewer and/or water facilities
3. Installed 20 new sewer and/or water facilities
4. Performed 44 drinking water tests, 27 site evaluations and 18 soil tests

b.) Accomplishments

1. Construction on the Southern Delaware Co Regional WTP is approximately 97% complete. Due to a delay in receiving the sheet metal for the buildings the estimated completion date has been pushed back to the Sept/Oct timeframe.
2. Stilwell Area Development Authority Wastewater Improvement project approx. 30% complete.
3. Construction started on the Cherokee Co RWD # 7 System Improvements project.
4. Held check presentation with Rogers Co RWD # 3.
5. Met with TPWA to discuss Indian Meadows Sanitary Sewer and Bluebird Lane WL projects.
6. Attended annual financial training at Chota conference center.
7. Completed distribution of rabies vouchers 322 distributed, 233 redeemed
8. Provided 75 childproofing kits and poison prevention information to CN ICW Foster/Adoptive parents

c.) Future Plans

1. Rural Community Assistance Partnership annual conference St. Petersburg, FL July 29- Aug 2,
2. Oklahoma Rural Water Association conference Western Hills State Lodge August 21-23.
3. Communities Unlimited Board Meeting Fayetteville, AR August 27th.
4. Oklahoma Society of Environmental Health Professionals, OKC September 4-6
5. Rural Development Meeting Stillwater, September 12

**CHEROKEE NATION TRIBAL COUNCIL
COMMUNITY SERVICES COMMITTEE REPORT**



Construction progress of SDCRWA WTP. Sheet Metal has finally arrived and is going up.



Check Presentation to Rogers Co RWD # 3

PERFORMANCE: JUNE 2019

| DISTRICT # & COUNTY | FACILITY DATA SYSTEM | | | Food Handlers Trang | INDOOR AIR QUALITY Test/Invest | Water Test Completed Bac-T & CChem | Primary Drinking Water Standards Violations | Well Assessments | Site Evils | Perc Tests | Soil Profiles | Reduce # of critical violations |
|---------------------------|-------------------------|-----------------------------|----------------------|---------------------|--------------------------------|------------------------------------|---|------------------|------------|------------|---------------|---------------------------------|
| | Inspections - Referrals | Investigations - Complaints | Technical Assistance | | | | | | | | | |
| 1, 2 & 3 Cherokee/Wagoner | 11 | 1 | 22 | 43 | | 24 | 20 | | 11 | | 2 | |
| 4 - Muskogee/McIntosh | | | 4 | | | | | | | 2 | 1 | |
| 5 & 6 Sequoyah | 4 | | 3 | | | | | | 3 | | | |
| 7 & 8 Adair | 1 | | | | | 9 | 7 | | 1 | 4 | | |
| 9 & 10 Delaware/Otawa | 10 | | 2 | | | 7 | 7 | | 5 | | 3 | |
| 11 - Craig | | | | | | | | | | | | |
| 12 - Nowata/Washington | 1 | | 3 | | | | | | 2 | | | |
| 13 - Tulsa | 9 | | | 32 | | | | | | | | |
| 14 - Rogers | 10 | | | | | | | | 3 | | 1 | |
| 15 - Mayes | | | | | | 4 | 6 | | 2 | 2 | 3 | |
| MONTHLY TOTAL | 46 | 1 | 34 | 75 | 0 | 44 | 40 | 0 | 27 | 8 | 10 | 5 |
| YEAR TO DATE | | 756 | | 1055 | 10 | 299 | 181 | 57 | 201 | 146 | | 57 |
| ANNUAL GOAL | | 800 | | 1525 | | | | 50 | 230 | 175 | | 100 |
| % COMPLETE | | 95% | | 69% | | | | 114% | 87% | 83% | | 57% |

HIGHLIGHTS:

Training - DEQ Soil Profiler Continuing Education Class

Meetings - Staff - 2

Misc. - Organizing rabies clinic with Dr. Sheets in Tahlequah & voucher distribution

Final Count - Rabies vaccination vouchers given out 322 / Vouchers redeemed 233

Helped well crew June 7,11,19

Injury Prevention - Provided 75 childproofing kits along with poison prevention information to CN Indian Child Welfare Foster/Adoptive parents

PROGRAM DESCRIPTION:

This office is focused on protecting the public from such things as foodborne illness and transmission of various disease that are directly related to personal hygiene and other non-sanitary conditions. We organize, coordinate, and assist in many different programs such as food, public bathing places, hotel/motels, and rabies. This office provides food service training for certification, environmental disease prevention training, laboratory analytical services for individuals requesting assistance in evaluating their water wells, soil profiles, percolation test, and indoor air quality investigations.

Adult Resident Activities:

We held 9 adult resident activities in June due to no adult residents showing up at two sites.

Total attendance at June Adult Resident activities were 92 adult residents & 6 CYD & ARS staff.

Not all staff attended activities at each site, 2-4 staff went to each site.

Tom Buffington Heights in Vinita held 1 Adult Resident Activity on Thursday, June 20th where they made patriotic wreaths. There were 9 adult residents and 4 CYD & ARS staff in attendance.

Will Rogers Senior Housing in Claremore had 1 Adult Resident Activity scheduled on Thursday, June 27rd where they were supposed to make patriotic wreaths. No residents came and 4 CYD & ARS staff in attendance. Housing manager stated the ones she had talked to had Dr. appts., visitor or were out of the building.

Wisdom Keepers in Tahlequah held 1 Adult Resident Activity on Thursday, June 13th where they made patriotic wreaths. There were 13 adult residents and 4 CYD & ARS staff in attendance.

Jay Senior Housing held 1 Adult Resident Activity on Tuesday, June 11th where they made patriotic wreaths. There were 6 adult residents and 3 CYD & ARS staff in attendance.

Chewey Community had 1 Adult Resident Activity on Tuesday, June 11th where residents made patriotic wreaths. There were 8 adult residents & 2 CYD & ARS staff in attendance.

Stilwell Senior Housing held 1 Adult Resident Activity on Thursday, June 6th where residents made patriotic wreaths. There were 9 adult residents and 4 CYD & ARS staff in attendance.

Sallisaw/ Tsalagi Apartments had 1 Adult Resident Activity on Thursday, June 6th where residents made patriotic wreaths. There were 9 adult residents & 4 CYD & ARS staff in attendance.

Tahlequah Housing held 1 Adult Resident Activity on Monday, June 10th at the Gregg Glass Community building, where residents made patriotic wreaths. There were 4 adult residents and 4 CYD & ARS staff in attendance.

Lost City Community had 1 Adult Resident Activity on Tuesday, June 25th where residents made patriotic wreaths. There were 18 adult residents and 4 CYD&ARS staff in attendance.

Oaks Family Support Center had 1 Adult Resident Activity on Thursday, June 20th, where residents made patriotic wreaths. There were 16 adult residents & 2 CYD & ARS staff in attendance.

Cherokee Heights had 1 Adult Resident Activity on Tuesday, June 4th where no adult residents showed up.

Mailed and handed out 376 copies of flyers about July adult resident activities to housing residents and housing offices in Stilwell, Claremore, Wisdom Keepers, Tahlequah (Leon Daniels, Ross Swimmer and Autumn Heights housing additions), Jay, Vinita, Tsalagi Apartments in Sallisaw, Oaks Community, Chewey Community Organization, Cherokee Heights residents and Lost City Community Organization and e-mailed flyers to Wisdom Keepers, Stilwell Senior Housing, Tahlequah Housing Office, Jay Senior Housing and Tsalagi apartments in Sallisaw to post.

Activities scheduled in the future:

We have 7 youth activities scheduled for July 2019 due to 5 schools being out for the summer on their regularly scheduled activity day and we will be partnering with Stilwell Boys & Girls Club and Community & Cultural Outreach Annual Conference to have youth activities.

We will have activities at:

Youth M.O.V.E., Sequoyah High School --- cancelled due to summer break;
Cherokee Heights on the 1st & 3rd Tuesdays, July 2nd & 16th, 4:00 pm. – 6:00 pm.;
Chewey on the 2nd Tuesday, July 9th, 5:00 pm. – 7:00 pm.;
Briggs Boys & Girls Club --- cancelled due to summer break;
Maryetta Boys & Girls Club --- cancelled due to summer break;
Rocky Mountain Boys & Girls Club --- cancelled due to summer break;
Stilwell Boys & Girls Club on the 3rd Monday, July 15th, 10 am. – 11 am.;
Oaks Community on the 3rd Thursday, July 18th, 5:30 pm. – 7:00 pm.;
Cave Springs/Zion Boys & Girls Club --- cancelled due to school summer break;
Talking Leaves Job Corp, on the 4th Tuesday, July 23rd, 4:00 pm. – 5:30 pm.;
Community & Cultural Outreach Annual Conference Youth Track, on Friday, July 12th, 1:30 pm. – 4:45 pm.

We have 9 adult resident activities scheduled for July 2019.

We will have activities at:

Cherokee Heights, Pryor, on the 1st Tuesday, July 2nd, 4:00 pm. – 6:00 pm.;
Stilwell Senior Housing --- cancelled due to Independence Day Holiday;
Tsalagi Apartments, Sallisaw --- cancelled due to Independence Day Holiday;
Swimmer/Autumn Heights/Leon Daniels, Tahlequah at the Gregg Glass Building, on the 2nd Monday, July 8th, 1:30 pm. – 3:30 pm.;
Jay Senior Housing, on the 2nd Tuesday, July 9th, 10:00 am. – 11:30 am.;
Chewey, on the 2nd Tuesday, July 9th, 5:00 pm. – 7:00 pm.;
Wisdom Keepers, Tahlequah, on the 2nd Thursday, July 11th, 1:00 pm. – 3:00 pm.;
Tom Buffington Heights, Vinita, on the 3rd Thursday, July 18th, 1:00 pm. – 3:00 pm.;
Oaks Family Support Center, on the 3rd Thursday, July 18th, 5:30 pm. – 7:00 pm.;
Lost City, on the 4th Tuesday, July 23rd, 1:30 pm. – 3:00 pm.;
Will Rogers Senior Housing, Claremore, on the 4th Thursday, July 25th, 2:00 pm. – 4:00 pm.

We are continually working on learning and putting together new projects, language lessons and leadership exercises to use at future youth and adult activities and teaching each other skills we have and making sure everyone is teaching the same way so we will not confuse the participants.

We are all working on getting projects ready and taking turns making sure all supplies and paperwork is ready for each activity.

June 2019 Monthly Report

Youth Activities:

We held 10 youth activities in June due three sites being out of school and not having Boys & Girls Club on their regularly scheduled day. Total attendance at June youth activities was 228 youth, 38 Parents/community members/B&G club staff/ & 6 CYD & ARS staff. Not all staff attended each site, 3 – 6 staff members went to each site.

Cherokee Heights had 2 youth activities on Tuesdays, June 4th & 18th, where they made paper cup woven pencil holders and played stickball. There were 6 - 10 youth at each meeting for a total of 16 youth & 4 CYD & ARS staff in attendance.

Chewey had 1 youth activity on Tuesday, June 11th where they played stickball. There were 13 youth, 8 parents/adult community members, & 4 CYD & ARS staff in attendance.

Maryetta Boys & Girls Club had 1 youth activity on Thursday, June 13th where they played stickball. There were 49 youth, 3 Boys & Girls club staff, & 3 CYD & ARS staff in attendance.

Cave Springs/Zion Boys & Girl Club – no youth activity due to school being out.

Briggs Boys & Girls Club had 2 youth activities on Wednesdays, June 5th & 12th, where they made clay pinch pots and played stickball. There were 47 - 60 youth at each meeting for a total of 107 youth, 3 Boys & Girls Club staff, & 6 CYD & ARS staff in attendance.

Rocky Mountain Boys & Girls Club – no youth activity due to school being out.

Talking Leaves Job Corp had 1 youth activity on Tuesday, June 25th where they made miniature egg gourd masks. There were 9 youth and 4 CYD & ARS staff in attendance.

Oaks Family Support Center had 1 youth activity on Thursday, June 20th where they made patriotic wreaths. There were 4 youth, 16 parents/adult community members, & 4 CYD & ARS staff in attendance.

Youth MOVE, Sequoyah High School – no youth activity due to school being out.

Partnered With:

Partnered with Cherokee Nation Career Services Intern Program on Friday, June 14th to have a youth activity, where Choogie Kingfisher did Cherokee Storytelling, talked about Cherokee History and the History of Cherokee Stickball. There were 12 youth, 2 Career Services staff and 2 CYD&ARS staff in attendance.

Partnered with Stilwell Boys & Girls club on Monday, June 17th, to have a youth activity, where the youth played stickball. There were 18 youth, 3 B & G club staff and 4 CYD & ARS staff in attendance..

Mailed & handed out 115 copies of flyers about July youth activities to residents, community organizations, & participants in Cherokee Heights and Oaks & Chewey and e-mailed flyers to Briggs, Maryetta, Rocky Mountain & Cave Springs/Zion Boys & Girls Clubs, Youth MOVE and Talking Leaves Job Corp to post.

CHEROKEE NATION TRIBAL COUNCIL
COMMUNITY SERVICES COMMITTEE REPORT

| | | | |
|---------------------|--------------------------|-----------------------|---------------------|
| Group: | <u>Housing Authority</u> | Month/Year of Report: | <u>August, 2019</u> |
| Executive Director: | <u>Gary J. Cooper</u> | Phone: | <u>918-456-5482</u> |
| Deputy Director: | <u>Erna Reeves</u> | | |

Public Disclosures:

As required by 24 CFR Part 1000.30, services provided to Housing Authority of the Cherokee Nation / Cherokee Nation Employees and Employee relatives from funds received pursuant to the Native American Housing Assistance and Self-Determination Act of 1996 (NAHASDA), shall be publicly disclosed.

The following applicants have been determined eligible for participation.

LOW RENT APARTMENT:

The following employee and/or relatives were approved to receive services for Low Rent Apartment pursuant to guidelines set forth in the Housing Policy as approved by the Principal Chief of the Cherokee Nation and HACN Policy as approved by the Board of Commissioners.

Vanessa Hernandez, uncle is David Walkingstick - Council

HOMEOWNERSHIP:

The following employee and/or relatives were approved to receive services for Homeownership program pursuant to guidelines set forth in the Housing Policy as approved by the Principal Chief of the Cherokee Nation and HACN Policy as approved by the Board of Commissioners.

None to report

RENTAL ASSISTANCE/TEMPORARY RENTAL ASSISTANCE/COLLEGE HOUSING:

The following employee and/or relatives were approved to receive services for Rental Assistance program pursuant to guidelines set forth in the Housing Policy as approved by the Principal Chief of the Cherokee Nation and HACN Policy as approved by the Board of Commissioners.

Monica Johnson, mother is Leanna Johnson of HACN

NEW CONSTRUCTION HOMEOWNERSHIP PROGRAM: *(Non-NAHASDA Program)*

The following employee and/or relatives were approved to receive services for the New Construction Homeownership program pursuant to guidelines set forth in the HACN Policy as approved by the Board of Commissioners.

None to report

HOUSING REHABILITATION PROGRAM

The following employee and/or relatives were approved to receive services from the Housing Rehabilitation program pursuant to guidelines set forth in the HACN Policy as approved by the Board of Commissioners.

None to report



Keys to a brighter future

Announcements

Board of Commissioners Meeting:

Aug 20 August Regular BOC Meeting at 5:30 PM

Office Closures:

Sept 2 Labor Day

Other Info:

Sept 16-19 4th National Native Asset Building Summit
provided by HUD-ONAP

All offices and staff of the HACN may be reached through the main office number, regardless of their office location. The local and toll free numbers are:

918-456-5482

800-837-2869

Employee Email is:

firstname.lastname@hacn.org

www.hacn.org

Housing Authority of the Cherokee Nation
Month Ending: June 2019

Current Program Participants:

| County | Community Shield Insurance | Low Rent Apartments | Rental Assistance | | | Homeownership | | Loans | Totals | |
|---------------|----------------------------|---------------------|-------------------------|----------------------------|--------------------------|-------------------------|----------------------------------|------------------------------------|----------------------------|-------------------|
| | | | Rental Assistance (RAP) | Temporary Assistance (TAP) | College Housing Programs | Home-ownership Programs | New Construction Homes Completed | Title VI / Other Mortgage Programs | Total Housing Participants | % of Participants |
| Adair | 299 | 146 | 122 | 0 | 0 | 102 | 76 | 18 | 763 | 15% |
| Cherokee | 276 | 174 | 320 | 5 | 0 | 215 | 187 | 56 | 1,233 | 24% |
| Craig | 27 | 53 | 28 | 0 | 0 | 9 | 29 | 2 | 148 | 3% |
| Delaware | 192 | 116 | 72 | 0 | 0 | 63 | 112 | 25 | 580 | 11% |
| McIntosh | 12 | N/A | 1 | 0 | 0 | 3 | 3 | 0 | 19 | 0% |
| Mayes | 152 | 120 | 52 | 0 | 0 | 50 | 58 | 12 | 444 | 8% |
| Muskogee | 79 | 47 | 33 | 0 | 0 | 45 | 58 | 10 | 272 | 5% |
| Nowata | 20 | 41 | 13 | 0 | 0 | 11 | 27 | 1 | 113 | 2% |
| Ottawa | 10 | N/A | 3 | 0 | 0 | 6 | 7 | 4 | 30 | 1% |
| Rogers | 80 | 62 | 148 | 1 | 0 | 68 | 37 | 42 | 438 | 8% |
| Sequoyah | 331 | N/A | 173 | 2 | 0 | 140 | 140 | 49 | 835 | 16% |
| Tulsa | 34 | N/A | 88 | 2 | 0 | 25 | 9 | 3 | 161 | 3% |
| Wagoner | 7 | N/A | 3 | 0 | 0 | 50 | 4 | 1 | 65 | 1% |
| Washington | 21 | 38 | 34 | 1 | 0 | 28 | 12 | 3 | 137 | 3% |
| Total: | 1,540 | 797 | 1,090 | 11 | 0 | 815 | 759 | 226 | 5,238 | 100% |
| | | | 1,101 | | | 1,574 | | 226 | | |

Current Applications:

| County | Rehab Programs | Rehab Replacement Homes | Rehab Replacement Mobile | NAHASDA Home-ownership | Community Shield Insurance | Rental Properties / Apartments | Rental Assistance | New Home Construction | % NHCP | Total Apps | % of Total |
|---------------|----------------|-------------------------|--------------------------|------------------------|----------------------------|--------------------------------|-------------------|-----------------------|-------------|--------------|-------------|
| Adair | 175 | 1 | 0 | 12 | 4 | 274 | 67 | 214 | 11% | 747 | 13% |
| Cherokee | 202 | 0 | 2 | 13 | 6 | 255 | 398 | 564 | 28% | 1,440 | 24% |
| Craig | 37 | 1 | 0 | 1 | 4 | 18 | 16 | 58 | 3% | 135 | 2% |
| Delaware | 138 | 1 | 0 | 7 | 0 | 67 | 62 | 190 | 9% | 465 | 8% |
| McIntosh | 4 | 0 | 0 | 0 | 0 | N/A | 2 | 13 | 1% | 19 | 0% |
| Mayes | 93 | 0 | 0 | 4 | 0 | 55 | 80 | 116 | 6% | 348 | 6% |
| Muskogee | 59 | 0 | 0 | 4 | 4 | 43 | 97 | 102 | 5% | 309 | 5% |
| Nowata | 32 | 0 | 0 | 3 | 3 | 22 | 16 | 49 | 2% | 125 | 2% |
| Ottawa | 11 | 0 | 0 | 1 | 1 | N/A | 7 | 24 | 1% | 44 | 1% |
| Rogers | 71 | 0 | 0 | 4 | 4 | 226 | 151 | 208 | 10% | 664 | 11% |
| Sequoyah | 200 | 1 | 3 | 25 | 25 | N/A | 332 | 221 | 11% | 807 | 14% |
| Tulsa | 65 | 0 | 0 | 21 | 21 | N/A | 203 | 182 | 9% | 492 | 8% |
| Wagoner | 15 | 0 | 0 | 2 | 2 | N/A | 22 | 46 | 2% | 87 | 1% |
| Washington | 37 | 0 | 0 | 7 | 7 | 61 | 58 | 51 | 3% | 221 | 4% |
| Total: | 1,139 | 4 | 5 | 104 | 81 | 1,021 | 1,511 | 2,038 | 100% | 5,903 | 100% |

Housing Authority of the Cherokee Nation
 Month Ending: June, 2019



Tribal HUD - VASH

VA Supportive Housing Program

| County | Applications | | | Assistance | Totals | |
|---------------|--|-----------------|--------------|----------------|-----------|-------------------|
| | Referrals Received / Applications Processing | Vouchers Issued | Waiting List | Housed Veteran | Total | % of Participants |
| Adair | 0 | 0 | 0 | 0 | 0 | 0% |
| Cherokee | 0 | 0 | 0 | 8 | 8 | 47% |
| Craig | 0 | 0 | 0 | 0 | 0 | 0% |
| Delaware | 0 | 0 | 0 | 1 | 1 | 6% |
| McIntosh | 0 | 0 | 0 | 0 | 0 | 0% |
| Mayer | 0 | 0 | 0 | 0 | 0 | 0% |
| Muskogee | 0 | 0 | 0 | 1 | 1 | 6% |
| Nowata | 0 | 0 | 0 | 0 | 0 | 0% |
| Ottawa | 0 | 0 | 0 | 0 | 0 | 0% |
| Rogers | 0 | 0 | 0 | 4 | 4 | 24% |
| Sequoyah | 0 | 0 | 0 | 0 | 0 | 0% |
| Tulsa | 0 | 0 | 0 | 2 | 2 | 12% |
| Wagoner | 0 | 0 | 0 | 0 | 0 | 0% |
| Washington | 0 | 0 | 0 | 1 | 1 | 6% |
| Total: | 0 | 0 | 0 | 17 | 17 | 100% |



TRIBAL HUD-VASH HOUSING VOUCHER PROGRAM

**THE HOUSING AUTHORITY OF THE CHEROKEE
NATION AND THE OF DEPARTMENT OF VETERAN
AFFAIRS ARE OFFERING A HOUSING VOUCHER
PROGRAM FOR NATIVE AMERICAN VETERANS WHO
ARE HOMELESS OR AT-RISK OF BECOMING
HOMELESS.**

**FOR MORE INFORMATION OR FOR AN
APPOINTMENT TO SEE IF YOU QUALIFY FOR THIS
PROGRAM, PLEASE CONTACT LISA LOOK AT THE
JACK C. MONTGOMERY VAMC.**

DEPARTMENT OF VETERAN AFFAIRS
Lisa Look, MSW, LCSW, LADAC
Tribal HUD/VASH Case Manager for Cherokee Nation
1011 Honor Heights Drive
Muskogee, Oklahoma 74401
Phone: (918) 616-8794 | Fax: (918) 577-3329
Lisa.Look@va.gov

**New Construction Homeownership Program
Development Files Processing**

Month of:
Jun, 2019

| County | Waiting List | Applications | | Processing | | | | | | Construction | | In Processing | Land Development | Under Construction | Construction Complete | |
|---------------|--------------|--------------|----------------|---------------|--------------|---------------|----------------|-----------|-----------------|---------------------|-----------------------|---------------|------------------|--------------------|-----------------------|--|
| | | | | Stg I | Stg II | | Stg III | | Stg IV | Under / Ready Const | Construction Complete | | | | | |
| | | App Problem | App Processing | Prelim Review | Site Inspect | Problem Files | Survey Pending | Land Dev | Process Closing | | | | | | | |
| Adair | 189 | 0 | 0 | 5 | 1 | 0 | 2 | 13 | 19 | 1 | 76 | 0 | 40 | 1 | 76 | |
| Cherokee | 537 | 0 | 1 | 3 | 0 | 0 | 0 | 12 | 15 | 5 | 187 | 1 | 30 | 5 | 187 | |
| Craig | 55 | 0 | 0 | 0 | 0 | 0 | 2 | 2 | 1 | 1 | 29 | 0 | 5 | 1 | 29 | |
| Delaware | 168 | 0 | 0 | 3 | 1 | 0 | 0 | 12 | 10 | 3 | 112 | 0 | 26 | 3 | 112 | |
| McIntosh | 11 | 0 | 0 | 0 | 0 | 0 | 0 | 1 | 2 | 0 | 3 | 0 | 3 | 0 | 3 | |
| Mayer | 102 | 0 | 0 | 3 | 0 | 0 | 0 | 9 | 5 | 1 | 58 | 0 | 17 | 1 | 58 | |
| Muskogee | 94 | 0 | 2 | 1 | 0 | 0 | 0 | 0 | 5 | 1 | 58 | 2 | 6 | 1 | 58 | |
| Nowata | 49 | 0 | 0 | 0 | 0 | 0 | 0 | 0 | 0 | 0 | 27 | 0 | 0 | 0 | 27 | |
| Ottawa | 24 | 0 | 0 | 0 | 0 | 0 | 0 | 0 | 0 | 0 | 7 | 0 | 0 | 0 | 7 | |
| Rogers | 204 | 0 | 1 | 0 | 0 | 0 | 0 | 1 | 3 | 0 | 37 | 1 | 4 | 0 | 37 | |
| Sequoyah | 196 | 0 | 8 | 0 | 0 | 0 | 0 | 10 | 5 | 3 | 140 | 8 | 15 | 3 | 140 | |
| Tulsa | 182 | 0 | 0 | 0 | 0 | 0 | 0 | 0 | 0 | 0 | 9 | 0 | 0 | 0 | 9 | |
| Wagoner | 41 | 0 | 0 | 0 | 0 | 0 | 0 | 4 | 2 | 0 | 4 | 0 | 6 | 0 | 4 | |
| Washington | 50 | 0 | 1 | 1 | 1 | 0 | 0 | 0 | 0 | 0 | 12 | 1 | 2 | 0 | 12 | |
| Total: | 1,902 | 0 | 13 | 16 | 3 | 0 | 4 | 64 | 67 | 15 | 759 | 13 | 154 | 15 | 759 | |
| | | 13 | | 154 | | | | | | 774 | | | | | | |

STAGE I:
Copies of Deed(s), etc.
Check Floodmaps/Floodplain
Identify Utility Companies
Contact for Site Inspection

STAGE III:
Order/Receive Survey
Order/Receive Perc Test
Receive Utility Assurance
Receive Abstract from participant

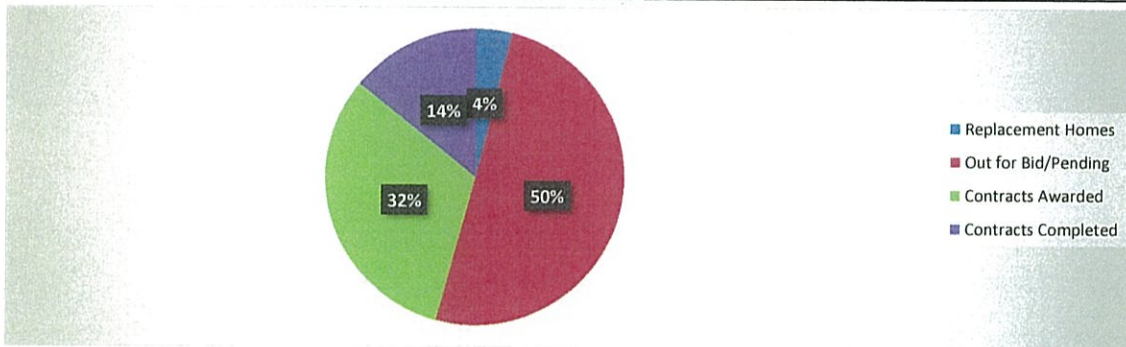
STAGE II:
Visit Site
Identify/Propose Site Plan
Identify/Propose Utilities
Identify/Propose Lateral Field
Identify/Propose Easement(s)
Deliver Utility Assurance Letters
Request Abstract from participant

STAGE IV:
Survey Review / Identify Barriers / Process for Closing

Housing Rehabilitation Programs - Job Statistics


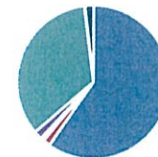
Month Ending:
Jun, 2019

| | |
|---------------------|----|
| Replacement Homes | 6 |
| Out for Bid/Pending | 78 |
| Contracts Awarded | 49 |
| Contracts Completed | 22 |



Rehab

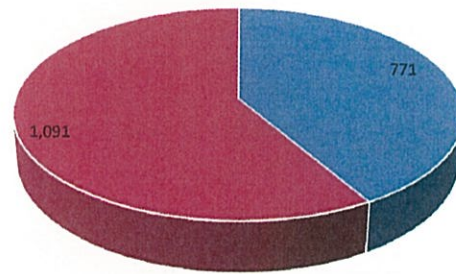
| Classification | Monthly Activity | Year to Date |
|-----------------------|------------------|--------------|
| Emergency | 39 | 425 |
| Rehab | 0 | 11 |
| Replacement | 0 | 5 |
| Storm Shelters | 0 | 13 |
| Weatherization | 1 | 245 |
| BIA - HIP Program | 0 | 1 |
| Lead Based Paint | 1 | 13 |
| All Rehab jobs | 41 | 713 |



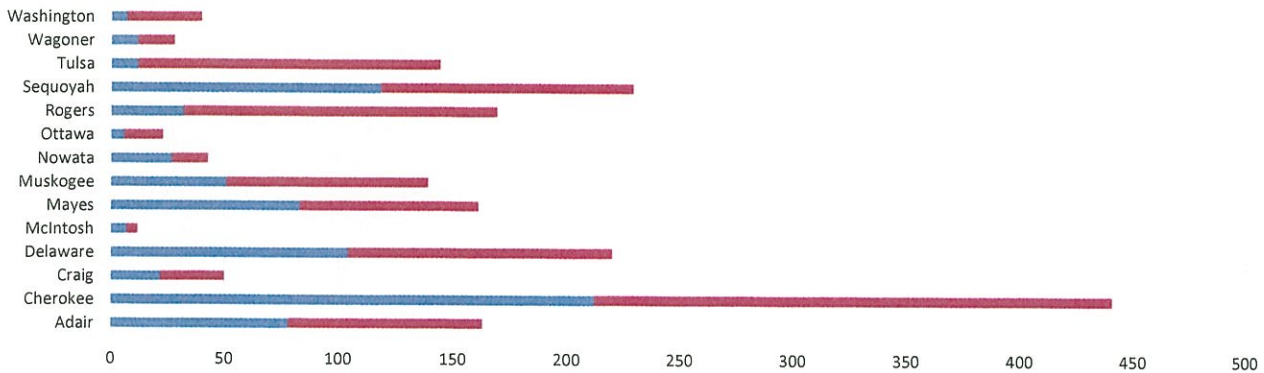
**New Construction Homeownership Program
Application Data**

By Has Land/Does not have land:

| County | Has Land | Without Land | % With Land | % W/O Land | Total Apps |
|---------------|------------|--------------|-------------|------------|--------------|
| Adair | 78 | 85 | 48% | 52% | 163 |
| Cherokee | 212 | 229 | 48% | 52% | 441 |
| Craig | 22 | 28 | 44% | 56% | 50 |
| Delaware | 104 | 116 | 47% | 53% | 220 |
| McIntosh | 7 | 5 | 58% | 42% | 12 |
| Mayes | 83 | 78 | 52% | 48% | 161 |
| Muskogee | 51 | 88 | 37% | 63% | 139 |
| Nowata | 27 | 16 | 63% | 37% | 43 |
| Ottawa | 6 | 17 | 26% | 74% | 23 |
| Rogers | 32 | 137 | 19% | 81% | 169 |
| Sequoyah | 118 | 111 | 52% | 48% | 229 |
| Tulsa | 12 | 132 | 8% | 92% | 144 |
| Wagoner | 12 | 16 | 43% | 57% | 28 |
| Washington | 7 | 33 | 18% | 83% | 40 |
| Total: | 771 | 1,091 | 41% | 59% | 1,862 |

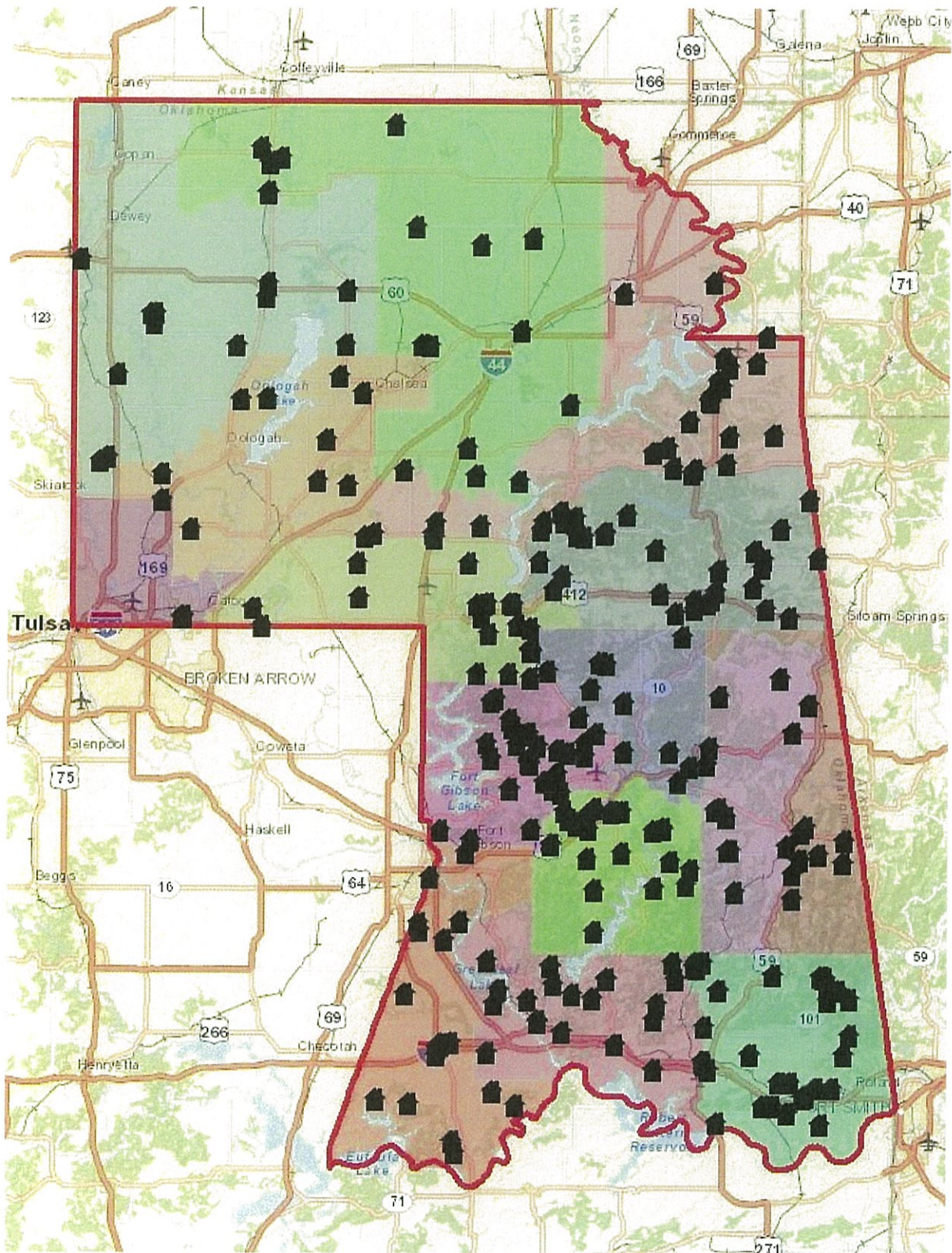


■ Has Land ■ Without Land



Statistics as of: May 30, 2017

HACN New Construction Program



The above map is a representation of locations that the HACN has inspected sites for and/or built new homes on the New Home Construction Program.

CHEROKEE NATION TRIBAL COUNCIL

COMMUNITY SERVICES COMMITTEE REPORT

Group: Community Services/ Dept. of Trans. **Month/Year of Report:** August 2019

Executive Director: Martha Ketcher **Phone:** 918-453-5248 **E-mail:** Martha-Ketcher@cherokee.org

Comments:

ADAIR COUNTY PROJECTS:

No updates at this time

CHEROKEE COUNTY PROJECTS:

1. Northeast Fort Gibson- Construction of Phase I is -20% complete contractor clearing and grubbing – excavation and placing cross drains, hauling borrow pit material and fencing
2. Ross Street- Construction is underway - Aggregate Base curb and gutter being placed, placing mainline paving, ditch liners and sidewalk. The project is – approx. 50% completed.

CRAIG COUNTY PROJECTS:

1. NS4340 White Oak Road – The utility relocation is anticipated to be complete mid-July. Preparing bid documents.

DELAWARE COUNTY PROJECTS:

1. Leach/Kenwood Road – Construction is at 99% complete most guardrail placed, punch list items sent to H&G . Contract liquidated damages began on February 11, 2017. As of June, 30, 2019 the number of days have accumulated to 870 days over the contract time at \$1,000.00 per day.

MAYES COUNTY PROJECTS:

1. Chimney Rock –Guy Engineering submitted revised Final plans. Reviewing revisions and preparing bid documents. The Northeast Oklahoma Electric completion date has been delayed by weather and is now scheduled for July 2019.

SEQUOYAH COUNTY PROJECTS:

No updates at this time

CHEROKEE TRANSIT SYSTEM:

Ridership on all routes for the month of June 2019 were:

1. Sallisaw to Tahlequah – 120 rides
2. Pryor to Catoosa – Pelivan requested an extension for reporting
3. Salina to Tahlequah – Pelivan requested an extension for reporting
4. Stilwell to Tahlequah – 77 rides
5. Muskogee to Tahlequah – 65
6. Tahlequah to Pryor/Claremore – 122 rides

CHEROKEE NATION TRIBAL COUNCIL
COMMUNITY SERVICES COMMITTEE REPORT

7. Tahlequah to Catoosa – 169 rides
 8. Stilwell to West Siloam Springs – 443 rides
 9. Tahlequah to Muskogee – 70 rides
 10. Individual Demand Response Trips: 6,404
- Total Rides: 7,470

Note: Ridership reports run 2 months behind.

Commerce Services

Securing and enhancing the financial well-being of the Cherokee people, businesses and communities

Anna Knight, Executive Director
918-453-5532
anna-knight@cherokee.org

Asset Building



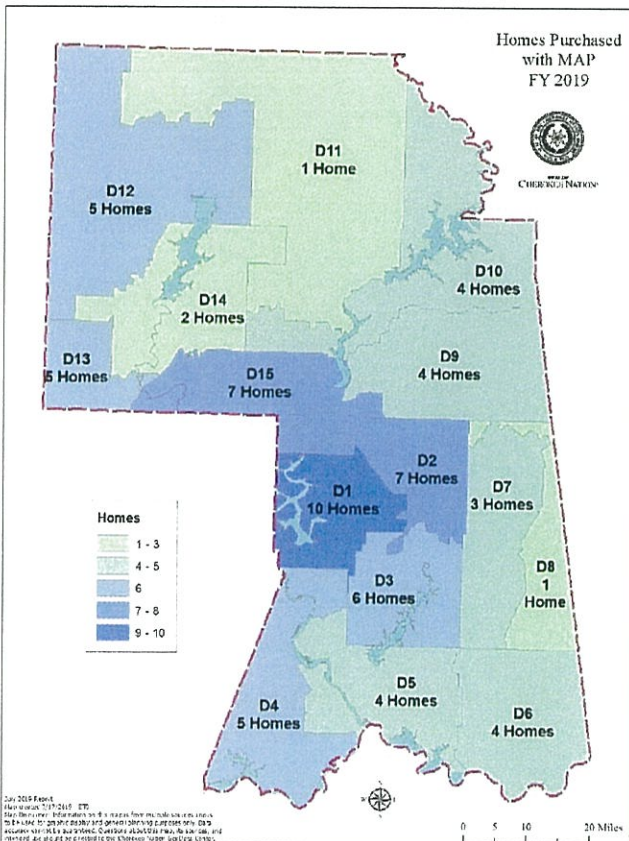
Mortgage Assistance Program

68 Families became homeowners through financial counseling and down payment assistance.

28 families used the HUD 184 Loan Program.

MAP Household Averages

| | |
|------------------|--------------|
| Household income | \$40,815.82 |
| Home Price | \$102,212.11 |
| Equity Created | 19.39% |



Since FY2009, **1,782 households** have used the Mortgage Assistance Program to invest in their family's future and purchase a home.

iSave

iSave is a *matched savings program* wherein income eligible families save money over a period of time and the iSave program matches the families' savings to build financial assets.

151 families are actively saving in iSave for home rehabilitation. iSave is a *matched savings program* wherein income eligible families save money over a period of time and the iSave program matches the families' savings to build financial assets.

Matching funds can be used for anything that increases the value of the primary residence, for example, a storm shelter, flooring, fencing, sidewalks, major appliance replacement, roofing, plumbing, etc.

Financial Empowerment Program

Cherokee Nation's ROSS grant will be marketed under the name of the **Financial Empowerment Program**. This is a three year grant targeted at increasing the self-sufficiency of Housing Authority of Cherokee Nation residents through financial coaching, financial education, and linkage to supportive services such as GED attainment, post-secondary education, access to state and tribal benefits, improving job prospects, and much more. Three counselors are on board to provide services to the 14 county area.

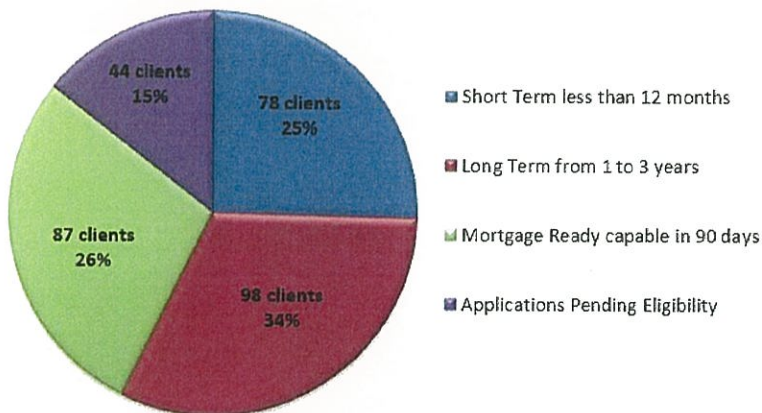
Ashlee Fritts, located in Tahlequah, 918-456-5482 ext. 1140, ashlee-fritts@cherokee.org

Amy Henry, located in Jay 918-456-5482 ext. 1145, amy-henry@cherokee.org

Cynthia Young, located in Claremore, 918-456-5482 ext. 1279, cynthia-young@cherokee.org

Financial Counseling

MAP Applications and Financial Counseling



320 families are in the home buyers' pipeline, either having completed or active in financial counseling.

Since FY07, **932 families unable to obtain a non-predatory mortgage on their own** have completed self-sufficiency counseling and obtained a non-predatory mortgage.

44 families this year have finished counseling to obtain a non-predatory mortgage.

57.35% of families who purchased a home in FY19 moved up at least one level in the **Financial Prosperity Spectrum**.

664 families have participated in financial and credit coaching this year.

320 families still actively pursuing goals

- 0% financial prosperity
- 31% financial success
- 28% financially stable
- 36% financially instable
- 5% credit counseling only

Financial Counseling Impact

| | |
|---|-----------|
| Increase to Credit Score | 65 points |
| Debt to Income with Mortgage | 28.8% |
| Debt to Income Reduction after Counseling | 3.9% |

1,647 consumer loans totaling \$1,866,659.85 have been made through the Small Business Assistance Center as of July 15th. Year to date, Self Sufficiency staff members have worked with **8 families facing foreclosure**. Two families received a foreclosure prevention loan, one is in the process of working with the Small Business Assistance Center for assistance, and five families are no longer actively working with our coaches.

Families purchasing a home must attend an intensive **homeownership training** class. Year to date **142 families have attended these classes**, which are held throughout the Cherokee Nation.

Financial education classes are offered at no cost. Employees and the public have the opportunity to attend financial education classes on topics ranging from creating spending plans to balancing checkbooks. Year to date, **344 people have attended community and work based financial education classes**.

Volunteer Income Tax Assistance (VITA)

The Volunteer Income Tax Assistance Program provides free tax preparation and filing services for families in Cherokee Nation.

| Year | Number of Returns Prepared/Filed | \$ Amount of Tax Refunds Received |
|------|----------------------------------|-----------------------------------|
| 2019 | 1,966 | \$2.5 M |
| 2018 | 1,589 | \$2.3 M |
| 2017 | 1,609 | \$2.4 M |
| 2016 | 1,799 | \$2.2 M |
| 2015 | 1,652 | \$1.9 M |
| 2014 | 1,270 | \$2.1 M |
| 2013 | 1,577 | \$2.0 M |
| 2012 | 1,553 | \$2.2 M |
| 2011 | 2,681 | \$3.6 M |
| 2010 | 2,118 | \$2.7 M |

The more you know:

One of the latest **financial scams** we've come across is a "service" offered to new home buyers. The new home owner is sent what appears to be an invoice from a company stating a "**property assessment**" will be performed for a small fee. This purported property assessment is supposed to verify the property transfer was completed and states the information provided in the assessment can be used to contest property taxes. The mailer seems legitimate as it includes specific information about the home, lists a plethora of information the assessment will provide, and appears to be from a governmental office. The tricky part is, almost all the information this assessment claims to provide is already in the home owner's possession if a closing company was used to purchase the home, and what isn't already in the home owner's possession is publicly available at no cost.

Training Schedule

Interested in attending a class? Contact Susan Sharp at 918-453-5536 or susan-sharp@cherokee.org.

| Workshops and Classes | | | |
|----------------------------|-----------|--------------------|-----------------------|
| August 3 rd | Tahlequah | 9:00 am – 6:00 pm | Homebuyers Training |
| August 7 th | Tahlequah | 11:00 am – 1:00 pm | Financial Empowerment |
| August 19th | Claremore | 5:30 pm – 9:30 pm | Homebuyers Training |
| August 20th | Claremore | 5:30 pm – 9:30 pm | Homebuyers Training |
| September 3 rd | Tahlequah | 5:30 pm – 9:30 pm | Homebuyers Training |
| September 4 th | Tahlequah | 5:30 pm – 9:30 pm | Homebuyers Training |
| September 4 th | Tahlequah | 11:00 am – 1:00 pm | Financial Empowerment |
| September 13 th | Claremore | 10:00 am – 5:00 pm | Homebuyers Training |
| September 14 th | Sallisaw | 9:00 am – 6:00 pm | Homebuyers Training |
| October 2 nd | Tahlequah | 11:00 am – 1:00 pm | Financial Empowerment |
| October 5 th | Tahlequah | 9:00 am – 6:00 pm | Homebuyers Training |
| October 10 th | Claremore | 5:30 pm – 9:30 pm | Homebuyers Training |
| October 11 th | Claremore | 5:30 pm – 9:30 pm | Homebuyers Training |

ᑎᑦᑎᑦᑎᑦ ᑎᑦᑎᑦᑎᑦ ᑎᑦᑎᑦᑎᑦ ᑎᑦᑎᑦᑎᑦ



CHEROKEE NATION®

Indian Child Welfare

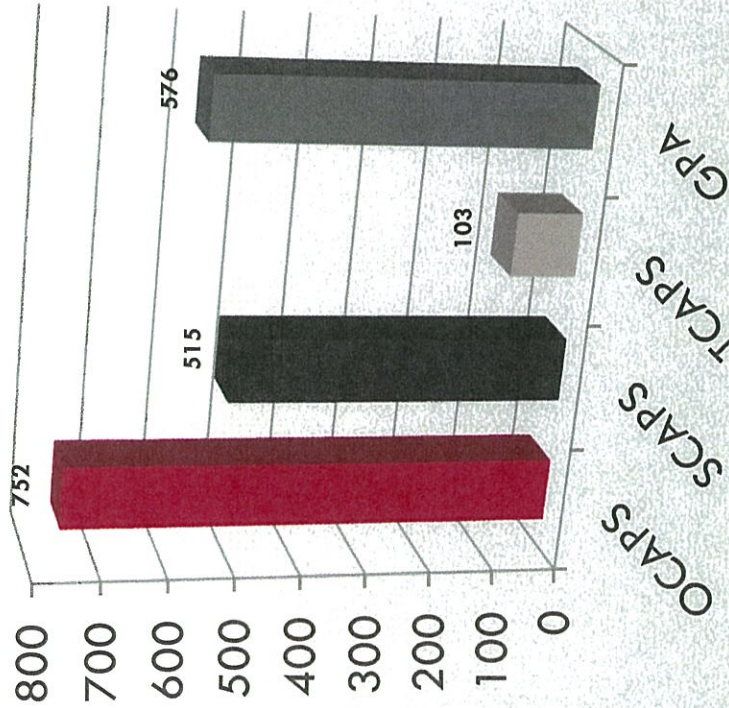
MONTHLY REPORT

June 2019

Lou Stretch, Interim Executive Director

Protecting Children, Families and the Nation

**Month of June:
1,946 Children
with Assigned ICW Workers**



Programs With Court Interaction

OCAPS: Out-Of-District Court Advocacy and Permanency Services

- Involved in child welfare cases in non-jurisdiction counties in Oklahoma and all 50 states.
- Most work is done telephonically or electronically.
- Emphasis on education about the Indian Child Welfare Act and ensuring States comply with it.

SCAPS: State Court Advocacy and Permanency Services

- Involved in child welfare cases inside the 14 counties of which all or part are within the jurisdiction of the Nation.
- Emphasis on education about the Indian Child Welfare Act and ensuring OKDHS compliance, and sometimes provide Tribal Foster Homes.
- Provides services to the families when OKDHS fails to do so or as an alternative to OK DHS services.

TCAPS: Tribal Court Advocacy and Permanency Services

- Involved in child welfare cases which are wholly under the jurisdiction of the Nation and OKDHS is not involved.
- These cases originate in Indian Country or are transferred in from State district courts. Hearings are held at our Tribal Court House. Tribal Foster Homes are fully utilized.

GPA: Guardianships and Private Adoptions

- Involved in civil adoption cases to include voluntary adoption, involuntary adoption and birth parent adoptions.
- Monitors Guardianships and Private Adoptions for compliance with the Indian Child Welfare Act and the best interests of children.
- Serves Cherokee children and their families in Tribal Courts and State Courts throughout the United States.

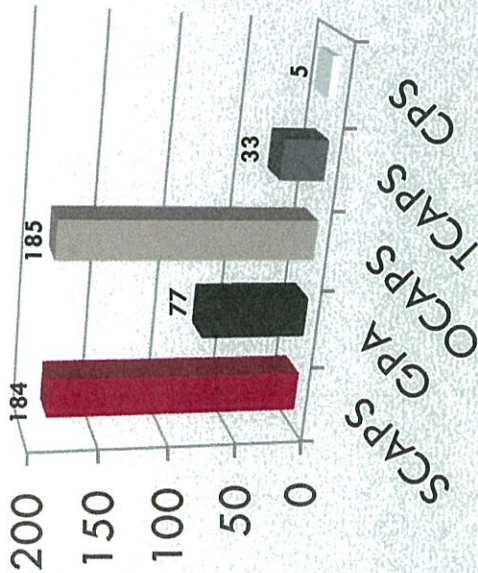
CPS: Child Protective Services

- Receives referrals involving allegations of maltreatment of Cherokee children.
- Investigates allegations of child maltreatment in Indian Country and co-investigates with DHS in some counties when Cherokee children are involved.

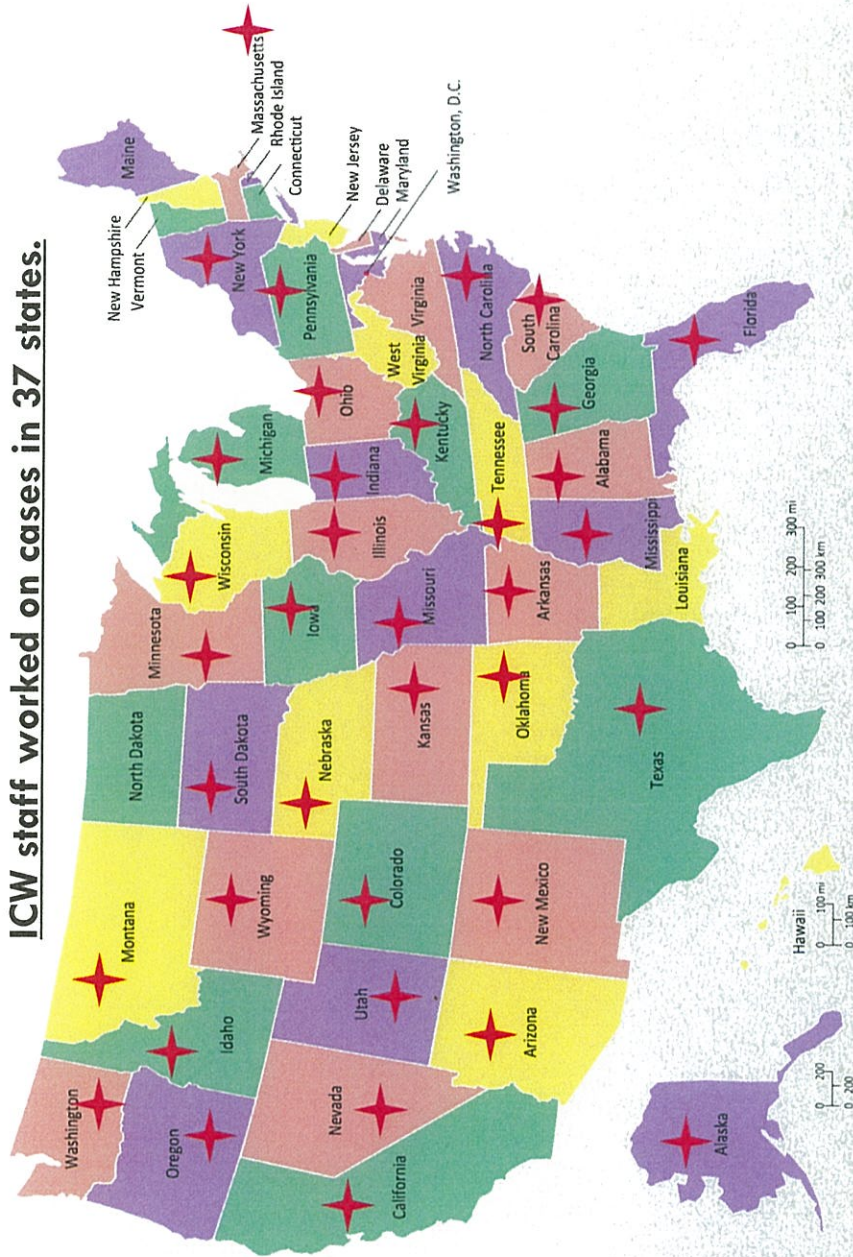
Exercise of Tribal Sovereignty

In June:
 Indian Child Welfare workers
 went to court 484 times on
 behalf of Cherokee children
 and families.

Court Appearances



ICW staff worked on cases in 37 states.



Efficient & Effective Work

Eligibility Notices

When a County or State's child welfare agency gets involved in the life of a family that they suspect to be Cherokee, they're required by the Indian Child Welfare Act (ICWA) to send Notice to the tribe. The tribe must then reply to confirm or deny whether the children are members of (or eligible to become members of) the tribe. Currently, with six case workers processing approximately 200-300 pieces of mail, per month, response times may vary due to vacancies and depending on amount of mail received. The tribe has a goal of responding between 45-60 days.

Month of June

Cherokee Nation received:

- State of Oklahoma – 467 notices involving 853 children.
- Outside of Oklahoma – 846 notices for 1,373 children.
- Totaling – 1,313 notices and 2,226 children.
- The average Response-to-Notice time this month was 57 days.

Prevention and Intervention

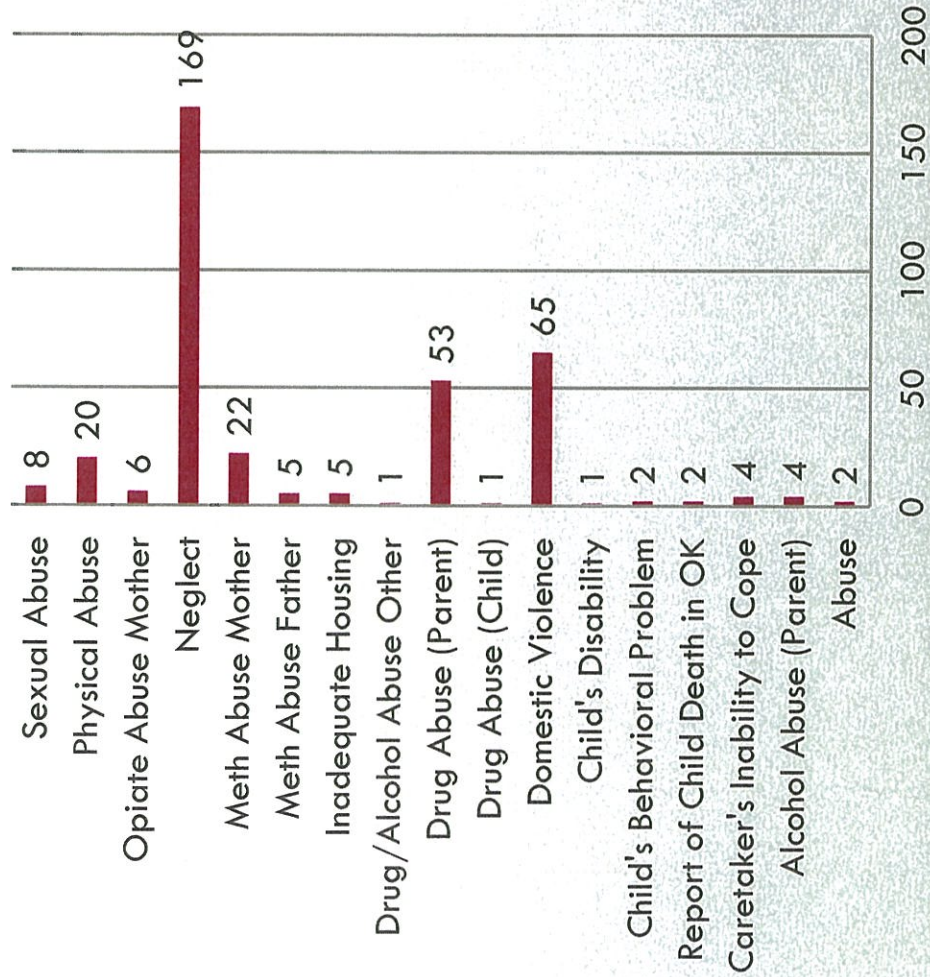
Indian Child Welfare Family Protection Services Unit (FPS) assists families in need of hands-on training to correct the conditions that lead to children being removed from their home. These services often include completing a 28 week parenting program that discusses topics like discipline, nutrition, budgeting, and housekeeping. We primarily assist all our tribal CAPS cases but can assist in State cases when a request is made. This helps insure that families have the tools they need to be reunited. We have also added Triple P Parenting curriculum to our program this year.

Month of June

FPS served 20 children and 15 families.

Child Protective Services

Types of Abuse/Neglect Reported



Month of June

- Child Protective Services (CPS) received 346 referrals of child abuse/neglect.
- 346 referrals involved 615 children
 - 1 of the 346 were co-investigated by OKDHS and CPS
 - 8 of the 346 cases were investigated by CPS on Indian Country
- 4 Cherokee child(ren) were removed from Tribal land due to confirmed abuse/neglect.


*Almost all referrals are for a primary reason as well as neglect.

Certification and Placement

(Foster & Adoptive Homes)

Certifications Services for the month of June

Homes by Type



*Out of the 51 Non-Relative Foster Only homes, 28 are willing to provide Emergency/Respite Care.

Types of Certified Placement Resource Homes

- Non-Relative Adoptive: Families who hope to adopt children when the children's parents' rights are terminated. These homes do not take foster placements.
- Non-Relative Foster/Adopt: Families who take foster placement of children knowing their parental rights are not terminated and they could return home, but if they don't the placement family will have the first chance to adopt them.
- Non-Relative Foster: Families who are willing to take in children they do not know on a temporary basis, but may last years. These families usually do not adopt children.
- Relative Adoptive/Foster: Families who are related to the children and are fostering them or planning to adopt them. They do not take in children they are not related to.
- Emergency/Respite: Families that take very short-term placement of children while more permanent placements are sought or when only a short-term placement is needed.

