

Group: Marshal Service Month/Year of Report: May for the June 2011
Group Leader: Sharon Wright Phone: 207-3800 Email: swright@cherokee.org

I. Budget Highlights – please refer to Monthly Financial Report

NAHASDA is under-spent due to being four short for a period of several months and some duty shifts to work on administrative process flows other budgets are in spending range.

II. Program Highlights for April

Mayes, Delaware, Rogers, Tulsa (13)

1. Warrant service (5),
2. DUI(1),
3. Public Intox (2),
4. DUS, (1)
5. Child Abuse, (1)
6. Investigations: (3)

Cherokee , N.Adair County, Muskogee (12)

1. Driving while Revoked (1)
2. Possession CDS (3)
3. Possession Marijuana (1)
4. Child Abuse Investigation (1)
5. Affixing Improper Tag (1)
6. Harassment (1)
7. Information Reports (2)
8. Sexual Assault (1)
9. Child Sexual Assault (1)

S. Adair , Sequoyah (13)

1. DUS,(1)
2. POS CDS, (1)
3. Arrests (3)
4. Warnings (5)
5. Warrant Service (3)

Casinos (54)

1. Public Drunk and ancillary. (17)
2. Drug Charges, (5)
3. Domestic, (1)
4. Embezzlement, (1)
5. Assaults, (2)
6. Counterfeit, (1)
7. Assests, (27)

a. Accomplishments

During the month of May, Marshals graduated 5th and 6th grade core curriculum in DARE to Skelly, Rocky Mountain, and Briggs school.

During the week of the 9th, CNMS assisted Adair county and Stilwell PD in the strawberry festival.

Saturday, 21st the Special Operations Team did a presentation for the Boy Scouts at camp in Locust Grove.

The special Operations Team assisted Delaware county with tornado victims.

SOT members and other officers are deployed to Joplin for rescue efforts for the tornado. The assignments started on Monday after the storm and will continue until June 5th.

CNMS youth explorers assisted with Hospital week at Markoma.

b. Brief on future plans/any new initiatives (briefing on any issues of interest to leadership, if applicable).

We are preparing for the remember the removal bike ride and the day camps starting in June.

NAHASDA Patrols for May 2011

Dist I: 95
Dist II: 321
Dist III: 325
Total: 741

OFFICE OF THE ATTORNEY GENERAL
Report to Rules Committee
June 2011

The Office of the Attorney General welcomes Joni Greenhaw. Joni was recently hired by our office for the position of Batterer's Treatment Facilitator under the DOJ Grant that was awarded to our office in 2010.

Hosted the May, 2011 employee luncheon.

The Desk Jockeys, a team comprised of OAG attorneys and support staff participated in the Cherokee County Relay for Life and received this year's Rising Star award.

Dockets attended for the month of May:

Criminal Dockets- Cherokee Nation Tribal Court

Juvenile Dockets- Cherokee Nation Tribal Court
Craig County
Delaware County
Muskogee County
Okfuskee County
Pawnee County
Rogers County
Sequoyah County
Tulsa County
Wagoner County
Washington County

Child Support Dockets- Cherokee Nation Tribal Court
Cherokee County
Muskogee County
Rogers County
Sequoyah County

Out of State Dockets- Fort Smith, AR
Sedgwick Co., KS

Civil Dockets- Cherokee County
Adair County

Probate Hearings-

Cherokee County
Okfuskee County

TERO Appeals- 0

Employee Appeals-0

Diane Hammons- entered an appearance in Cherokee County District Court in a new wildlife test case, spoke at the Tulsa Water Conference and the Tribal Emergency Management Summit in Quapaw, OK.

Chrissi Nimmo- attended regular monthly dockets, Tribal/State Children's Workgroup meeting in OKC with OKDHS and ICW, Leadership Tahlequah OKC trip – visited elected officials and toured the OKC Bombing Museum, Submitted final "Substantial Compliance" package to U.S. Department of Justice for determination of whether Cherokee Nation has complied with the Sex Offender Registration and Notification Act.

Susan Work- attended water law conference in Tulsa on May 5 and 6, and participated in a National Zinc Trustee Council teleconference on May 12.

Robert Garcia- attended regular monthly dockets and also participated in the OBA's webcast of the Tribal Law and Order Act and OBA's seminar, Making your Case with a Better Memory.

Sherry Chennault- Coordinated and participated in an Advisory Committee Meeting to discuss the 2010 Department of Justice Office on Violence Against Women grant funded activities, goals, and objectives. The meeting included information regarding tasks completed, in progress, and delayed.

Cheryl Hamby-attended regular monthly dockets, entered an appearance on behalf of ICW in a juvenile matter with the Oklahoma Supreme Court and was team captain of the Desk Jockeys who participated in the Cherokee County Relay for Life.

Dana Jim- attended regular monthly dockets, participated in the Cherokee County Relay for Life – Desk Jockeys Team as co-captain; helped in community fundraisers to raise awareness for the American Cancer Society's Relay for Life; spoke to the Cherokee Law Institute on the subject of the Trial of Ned Christie.

Elizabeth Odell- attended regular monthly dockets, participated in the Cherokee County Relay for Life-Desk Jockeys team and participated in the OBA's webcast of the Tribal Law and Order Act.

Nason Morton- attended regular monthly dockets, Gaming Commission Meeting for the month of May and a telephonic hearing with the Oklahoma Employment Securities Commission.

Cynthia Burlison- attended regular monthly dockets, participated in the OBA's webcast of the Tribal Law and Order Act and OBA's seminar, Making your Case with a Better Memory and attended an Arkansas water meeting.

COUNCIL OF THE CHEROKEE NATION
RULES COMMITTEE REPORT

Group: Election Commission **Month/Year of Report:** May 2011

Group Leader: **Phone:** 458-5899 **E-mail:** election-commission@cherokee.org

I. Budget Highlights

- a.) None.

II. Program Highlights

a.) Balanced Scorecard Measures

- 1. n/a

b.) Accomplishments

- 1. All Absentee Ballot Request forms processed if received by deadline.
- 2. Relinquished information current through 5/31/2011.
- 3. Remove all verifiable deceased voters via Registration report and local newspaper.
- 4. All precincts established.
- 5. Absentee Ballots mailed.
- 6. Red Cards mailed.

c.) Future Plans/New Initiatives

- 1. Process all returned Red Cards and update database to reflect bad address.
- 2. Prepare for early walk-in voting and general election.

CHEROKEE NATION TRIBAL COUNCIL RULES COMMITTEE REPORT

Group: Tax Commission **Month/Year of Report:** June, 2011

Group Leader: Sharon Swepston **Phone:** **E-mail:** Sharon-swepston@cherokee.org

I. Budget Highlights

a.) Please refer to the monthly financial report from Finance.

II. Program Highlights

a.) Motor Vehicle

1. Year to Date Motor Vehicle revenue for FY11 compared to FY10 as of April 30, had an overall increase of 9.27%.
2. The month to month revenue comparison for April 2010 (FY10) compared to April 2011 (FY11) shows an increase of 7.40%.
3. The detail for all areas of revenue for motor vehicle is shown on the attached graphs.

b.) Revenue and Taxation Division

1. Year to Date Revenue and Taxation (Tobacco) for FY11 compared to FY10 as of April 30, had an overall increase of 2.32%.
2. A month to month revenue comparison April 2010 (FY10) compared to April 2011 (FY11) shows an increase of 4.64%.
3. The detail for all areas of tax is shown on the attached graphs.

c.) Future Plans/New Initiatives

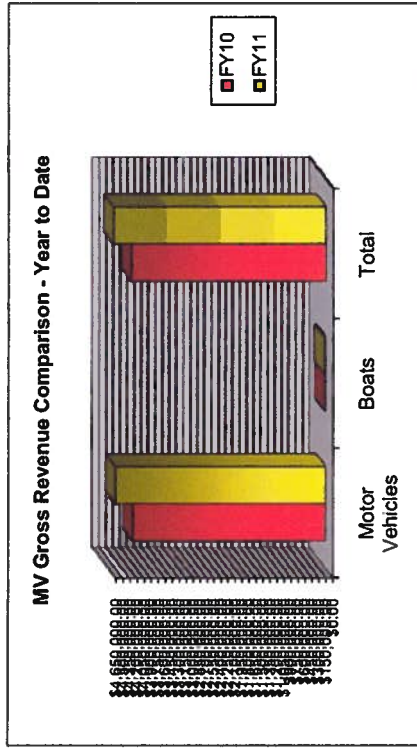
1. The next Tax Commission meeting is tentatively scheduled for June 8, 2011 at 4:30 pm in the Government Resources Conference room.
2. The Collinsville office now has three (3) agents working. Hopefully this will shorten the wait time for citizens.
3. The Tahlequah office has three (3) open positions at this time two (2) on the front counter and one (1) in the audit department. The positions are currently being advertised. We hope to have them filled within the next few weeks.



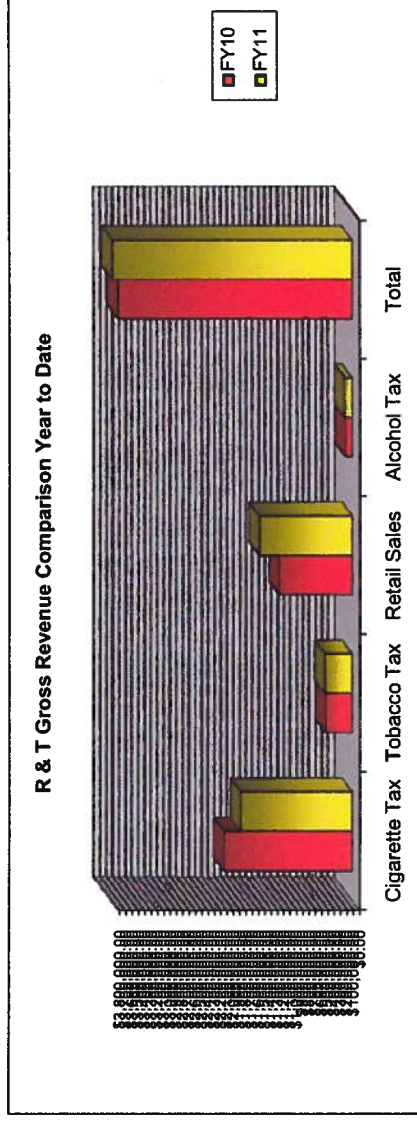
CHEROKEE NATION TAX COMMISSION

APRIL 2011

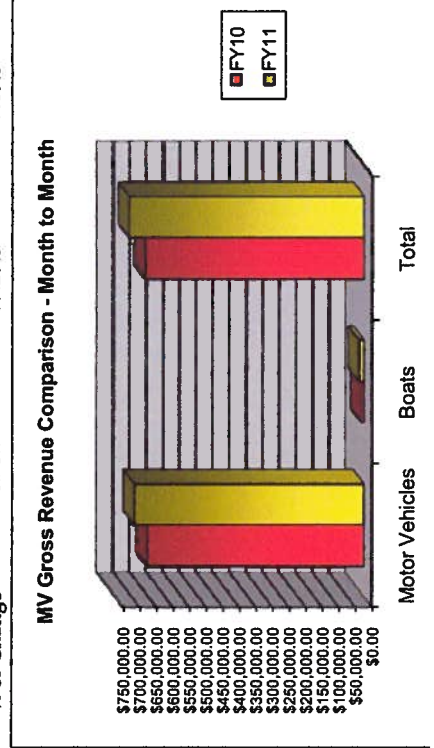
	Motor Vehicles	Boats	Total
FY10	\$4,134,939.98	\$28,314.82	\$4,163,254.80
FY11	\$4,508,093.81	\$40,903.62	\$4,548,997.43
% of Change	9.02%	44.46%	9.27%



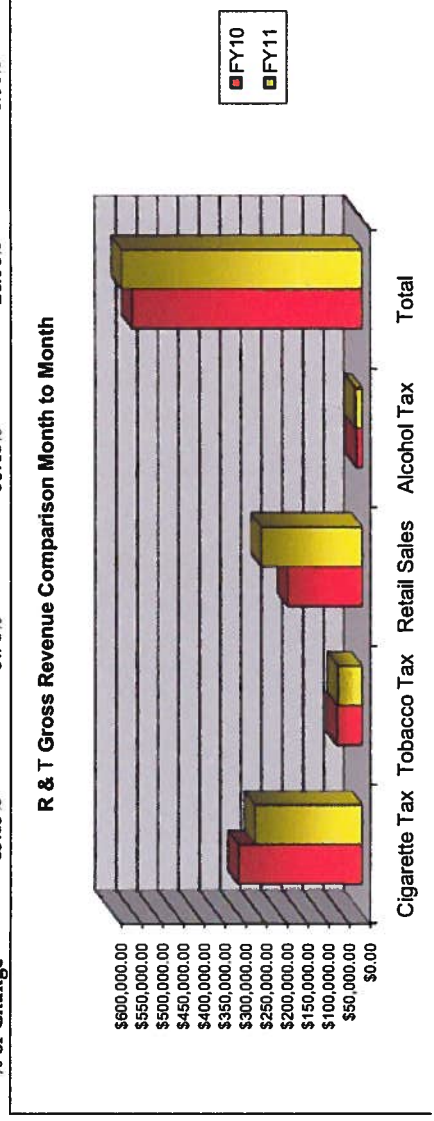
	Cigarette Tax	Tobacco Tax	Retail Sales	Alcohol Tax	Total
FY10	\$2,027,372.99	\$415,715.98	\$1,153,568.27	\$102,558.87	\$3,699,216.11
FY11	\$1,762,252.97	\$433,148.07	\$1,470,695.65	\$119,072.45	\$3,785,169.14
% of Change	-13.08%	4.19%	27.49%	16.10%	2.32%



	Motor Vehicles	Boats	Total
FY10	\$652,013.69	\$8,215.33	\$660,229.02
FY11	\$692,726.23	\$16,369.62	\$709,095.85
% of Change	6.24%	99.26%	7.40%



	Cigarette Tax	Tobacco Tax	Retail Sales	Alcohol Tax	Total
FY10	\$298,749.19	\$61,283.15	\$179,998.49	\$14,220.47	\$554,251.30
FY11	\$259,526.06	\$59,011.23	\$243,731.55	\$17,724.39	\$579,993.23
% of Change	-13.13%	-3.71%	35.41%	24.64%	4.64%





Gaming Commission Director's Report 1 June 2011

COMPACT FEE PAYMENTS

DESCRIPTION	MONTHLY STATE FEE	OHRC	FAIR MEADOWS	TOTAL	TOTAL YEAR TO DATE
January-11	\$ 794,610.18	\$ 177,730.01	\$ 54,020.99	\$ 1,026,361.18	\$ 1,026,361.18
February-11	\$ 983,613.36	\$ 158,708.19	\$ 56,037.82	\$ 1,198,359.37	\$ 2,224,720.55
March-11	\$ 1,185,545.58	\$ 203,537.20	\$ 49,137.26	\$ 1,438,220.04	\$ 3,662,940.59
April-11	\$ 1,112,061.07	\$ 191,178.81	\$ 51,387.44	\$ 1,354,627.32	\$ 5,017,567.91
May-11	\$ -	\$ -	\$ -	\$ -	\$ -
June-11	\$ -	\$ -	\$ -	\$ -	\$ -
July-11	\$ -	\$ -	\$ -	\$ -	\$ -
August-11	\$ -	\$ -	\$ -	\$ -	\$ -
September-11	\$ -	\$ -	\$ -	\$ -	\$ -
October-11	\$ -	\$ -	\$ -	\$ -	\$ -
November-11	\$ -	\$ -	\$ -	\$ -	\$ -
December-11	\$ -	\$ -	\$ -	\$ -	\$ -
YTD ADJ.	\$ -	\$ -	\$ -	\$ -	\$ -
SUB-TOTALS	\$ 4,075,830.19	\$ 731,154.21	\$ 210,583.51	\$ 3,662,940.59	\$ 5,017,567.91

NIGC FEE PAYMENTS

Qtr Ending 6/30/2011	\$ -
Qtr Ending 12/30/2011	\$ -
TOTAL NIGC YTD	\$ -
TOTAL COMPACT & NIGC FEES	\$5,017,567.91

COMPACT FEE PAYMENT SUMMARY

YEAR	STATE	FAIR MEADOWS	OHRC	TOTAL
2005	\$ 2,948,594.00	\$ 500,040.00	\$ 1,478,858.36	\$ 4,927,492.36
2006	\$ 7,629,889.06	\$ 1,788,222.63	\$ 7,238,177.75	\$ 16,656,229.44
2007	\$ 11,472,065.73	\$ 962,047.93	\$ 4,573,604.66	\$ 17,007,718.32
2008	\$ 11,656,274.15	\$ 765,407.17	\$ 3,457,394.08	\$ 15,879,075.40
2009	\$ 12,258,076.70	\$ 749,466.52	\$ 2,393,709.96	\$ 15,401,253.18
2010	\$ 12,530,548.89	\$ 654,902.38	\$ 2,245,073.51	\$ 15,430,524.78
2011	\$ 4,075,830.19	\$ 210,583.51	\$ 731,154.21	\$ 5,017,567.91
TOTAL	\$ 62,571,278.72	\$ 5,630,670.14	\$ 22,117,912.53	\$ 90,319,861.39

GAMING LICENSES

FACILITY	KEY EMPLOYEE	PMO	OPERATIONAL LICENSE	TOTAL
Roland	180	40	66	286
Ramona	62	16	19	97
Catoosa	795	151	534	1,480
Catoosa – SS	1	2	2	5
WSS	432	94	265	791
Tahlequah	105	43	42	190
Sallisaw	72	16	38	126
Ft. Gibson	45	12	19	76
WRD	72	15	42	129
Corporate	166	136	42	344
Toby Keith's	-	-	71	71
CN Day Worker	-	-	6	6
CNGC	-	48	-	48
TOTAL	1,930	573	1,337	3,649

CLASS II GAMES

VENDOR	CATOOSA	CATOOSA SS	FT. GIBSON	ROLAND	SALLISAW	WSS	RAMONA	TAHLEQUAH	TOTAL
AGS	80	8	10	17	22	86	6	68	297
VGT	685	50	127	248	96	476	102	137	1,927

TOTAL	765	58	137	265	118	562	108	211	2,224
--------------	------------	-----------	------------	------------	------------	------------	------------	------------	--------------

COMPACT GAMES

VENDOR	CATOOSA	CATOOSA SS	FT. GIBSON	ROLAND	SALLISAW	WSS	RAMONA	TAHLEQUAH	TOTAL
AC Coin	-	-	-	-	-	8	-	-	8
Aristocrat	47	-	4	6	-	60	6	8	131
Atronic	12	-	-	-	-	22	-	-	34
Bally	213	6	30	75	26	134	18	28	530
C2	-	-	-	3	-	-	-	-	3
IGT	531	15	42	169	76	430	30	130	1,423
Intuicode	-	-	-	6	-	8	-	-	14
Konami	61	-	14	22	8	54	18	11	188
Multimedia	-	-	-	-	-	-	-	-	-
Nova	12	-	-	-	-	-	-	-	12
T3	-	-	-	-	-	27	-	-	27
WMS	294	-	28	71	23	198	31	22	667
TOTAL	1,170	21	118	352	133	941	103	199	3,037

The total number of gaming machines – Class II & Compact – in all locations is 5,261. Compact games make up 58% of the gaming floor with Class II games occupying the remaining 42%.

CARD / TABLE GAMES

GAME	CATOOSA	ROLAND	SALLISAW	WSS	TOTAL
Poker	12	8	2	8	30
Blackjack	17	5	3	11	36
3-Card Poker	2	1	-	1	4
Ult. Texas	2	1	1	2	6
Doyle Brunson	1	1	-	1	3
Roulette	1	-	-	2	3
Craps	1	-	-	-	1
TOTAL	36	16	6	25	83

MACHINE OWNERSHIP AS OF 23 MAY 2011

	VENDOR	CATOOSA	CAT SS	FT. GIBSON	ROLAND	SALLISAW	WSS	RAMONA	TAHL.	TOTALS
LEASED	AC Coin	-	-	-	-	-	8	-	-	8
	AGS	80	8	10	17	22	86	6	74	297
	Aristocrat	39	-	4	-	-	60	6	8	117
	Atronic	12	-	-	-	-	22	-	-	34
	Bally	85	1	13	15	-	59	9	6	188
	C2	-	-	-	3	-	-	-	-	3
	IGT	302	9	30	82	44	294	24	95	880
	Intuicode	-	-	-	6	-	8	-	-	14
	Konami	61	-	14	22	8	54	18	11	188
	Multimedia	-	-	-	-	-	-	-	-	-
	Nova	12	-	-	-	-	-	-	-	12
	T3	-	-	-	-	-	-	-	-	-
	VGT	685	50	127	248	96	476	102	137	1,927
	WMS	143	-	14	20	13	105	31	12	338
	Sub-Total	1,419	68	212	413	183	1,172	196	343	4,006
OWNED	Aristocrat	8	-	-	6	-	-	-	-	14
	Bally	128	5	17	60	26	75	9	22	342
	IGT	229	6	12	87	32	136	6	35	543
	T3	-	-	-	-	-	27	-	-	27
	WMS	151	-	14	51	10	93	-	10	329
	Sub-Total	516	11	43	204	68	331	15	67	1,255
GRAND TOTAL	1,935	79	255	617	251	1,503	211	410	5,261	