

Group: Marshal Service Month/Year of Report: July 2016
Group Leader: Shannon Buhl Phone: 207-3800 Email: shannon-buhl@cherokee.org

I. Budget Highlights – please refer to Monthly Financial Report

II. Program Highlights for June:

<u>District 1 412 North</u> Information Report (5) Warrants (6) Other Agency Assists (16) Warnings (8) Citations (1)	<u>District 2 412 South</u> Information Report (9) Warrants (11) Other agency assists (49) Warnings (8) Citations (5) Alcohol/Drug Arrests (1) A&B/DV (2) Burglary/Theft/Larceny (1) Vandalism (1)
---	---

III. Special Operations

Dive (0)
SWAT (0)

IV. Accomplishments

John Timothy-Oklahoma DARE Officers Association Conference
LD Drywater, John Timothy-OGIA Conference
Tyler Trammel-Hostage Negotiations Phase I&II
Cecelia Muskrat-LEAP Conference
John Timothy, Joe Rainwater, John Wofford, Matt Laney-SRT1
Mike Roach, Shannon Buhl-Dive Training

V. Security

Security Violations (38)
Vehicle Assists (33)
Incident Reports (6)

VI. Federal Facilities

Claremore (0) EDO
Hastings (5) EDO
Three Rivers (0)
Redbird Smith (0)

VII. Community

Kevin Jackson, John Wofford, Joshua Smith-Remember the Removal Bike Ride

VIII. NAHASDA PATROLS:

District 1 0133

District 2 0133

Total 266

Cherokee Nation Election Commission

P.O. Box 1188, Tahlequah, OK 74465-1188

Email: election-commission@cherokee.org

Website: www.cherokee.org/elections



Phone: 918-458-5899

Toll Free: 1-800-353-2859

Fax: 918-458-6101

Rules Report June 2016

I. Budget Highlights

- a.) Submitted the FY17 budget with justification reports.

II. Program Highlights

- a.) Continuing internal audit.
- b.) Completed an informational brochure for voters.
- c.) Formatted the Financial Disclosure Forms into an Excel format.
- d.) Completed the setup of the newly implemented voter registration filing system.
- e.) Continuing to utilize the CN Recycle Office for used folders to utilize in the new filing system.

III. Accomplishments

- a.) Attended the following Services Meetings to register and educate voters: Sapulpa Annex Center, Pryor Community Building, and Wagoner Chamber of Commerce.
- b.) Attended the following CNEC Voter Outreach Meetings to register and educate voters: Cherokee Nation Elder Care, Redbird Clinic, and Three Rivers.
- c.) CNEC is continuing to enhance our street guide database to accommodate district and precinct assignments.
- d.) CNEC has stayed current with monthly Tribal Registration deceased and relinquished citizen listings.
- e.) Continues to process Voter Registration Applications accordingly. See statistical report attached.

IV. Future Plans and Initiatives

- a.) The office staff and Commissioners will be attending community and services outreach events throughout the 15 districts.
- b.) The office staff will be scheduling events to educate and register voters at area schools, vo-techs, and hospitals.

Date Range: 06/01/2016 - 06/22/2016

Applications Received

Voter Registration Applications	330
Absentee Applications	0
Total	330

Registration Applications Rejected

Insufficient Address	3
Legacy	0
No Roll Number	3
Not Signed	0
Under Age	12
Total	18

Deleted Registrations

Duplicate	2
Freedmen	0
Inactive	0
Voter Deceased	131
Voter Relinquished	2
Total	135

Registration Status Changes

Deleted Restored	3
Total	3



CHEROKEE NATION TRIBAL COUNCIL RULES COMMITTEE REPORT

Group: Tax Commission **Month/Year of Report:** July, 2016

Group Leader: Sharon Swepston **Phone:** **E-mail:** Sharon-sweepston@cherokee.org

I. Budget Highlights

a.) Please refer to the monthly financial report from Finance.

II. Program Highlights

a.) Motor Vehicle

1. Year to Date Motor Vehicle revenue for FY16 compared to FY15 as of May 31st 2016 & May 31st 2015, had an overall increase of 11.90%.
2. The month to month revenue comparison for May 2015 (FY15) compared to May 2016 (FY16) shows an increase of 6.96%.
3. The detail for all areas of revenue for motor vehicle is shown on the attached graphs.
4. FY16 new tags and renewal's issued in the Extended Jurisdictional Boundary for October 1,356, November 1,637, December 1,893, January 1,340, February 1,340, March 1,439, April 1,322, May 1,339.

b.) Revenue and Taxation Division

1. Year to Date Revenue and Taxation (Tobacco) for FY16 compared to FY15 as of May 31st 2016 & May 31st 2015, had an overall increase of 0.14%.
2. A month to month revenue comparison for May 2015 (FY15) compared to May 2016 (FY16) shows a decrease of 1.02%.
3. The detail for all areas of tax is shown on the attached graphs.

c.) Future Plans/New Initiatives

1. The next Tax Commission meeting is scheduled for September 14, 2016 at 4:30 pm in the CNTC Conference room has been cancelled.
2. The Veterans Sales Tax Exemption Cards have been mailed out to all qualified applicants. As of June 30, 2016 we have mailed out 218 Veteran Sales Tax Exemption Cards. CNE has implemented their upgraded system to process the new sales tax exemptions for Cherokee veterans.
3. We have received our report for May 2016 purchases and payment from the State of Oklahoma and rebates are scheduled to be distributed to the retailers by or before July 15, 2016.

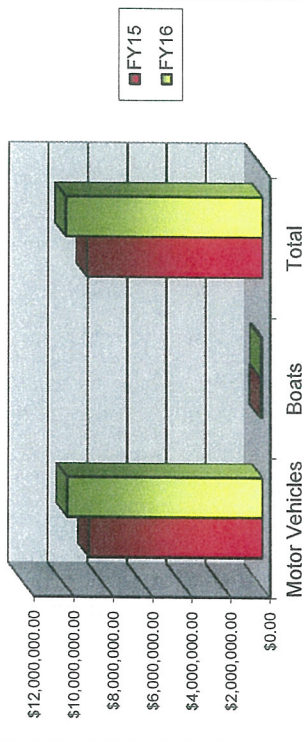


CHEROKEE NATION TAX COMMISSION


MAY, 2016

	Motor Vehicles	Boats	Total	Cigarette Tax	Tobacco Tax	Retail Sales	Alcohol Tax	Total
FY15	\$8,855,992.72	\$126,363.22	\$8,982,355.94	\$793,088.64	\$220,465.78	\$2,245,480.98	\$169,320.37	\$3,428,355.77
FY16	\$9,947,016.31	\$104,545.07	\$10,051,561.38	\$774,414.56	\$227,501.07	\$2,259,904.72	\$171,330.98	\$3,433,151.33
% of Change	12.32%	-17.27%	11.90%	-2.35%	3.19%	0.64%	1.19%	0.14%

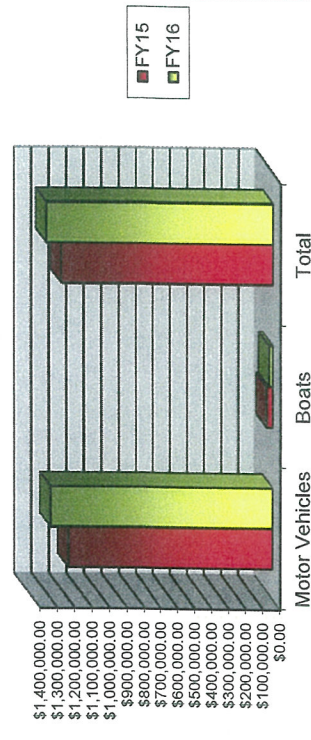
MV Gross Revenue Comparison - Year to Date




R & T Gross Revenue Comparison Year to Date



MV Gross Revenue Comparison - Month to Month



R & T Gross Revenue Comparison Month to Month



Reporter: Karen Ketcher Phone: 918-772-4130 Email: karen-ketcher@cherokee.org

I. Budget Highlights – please refer to Monthly Financial Report

Description of Budget exceptions: No budget exceptions to report. All three of the Self Governance Analyst positions remain vacant.

II. Program Highlights

1. 2017 Office of Special Trustee (OST) Self Governance Appraisal Program MOU:

Initiated discussions with OST and began development of an MOU between the Nation and DOI/OST for the Appraisal program for FY 2017. This MOU will be entered into and incorporated by agreement to the Nation's Multi-Year Funding Agreement. The purpose of the MOU is to detail the coordination, implementation, duties and responsibilities of each party for the Nation's operation of the OST Real Estate Appraisal Program.

2 OST Re-Engineered Annual trust Evaluation Process:

Attended the Office of the Special Trustee for American Indians (OST) Regional Meeting to discuss the Tribal Methodology - Re-Engineered Annual Trust Evaluation Process of trust programs compacted by Tribes under the Indian Self-Determination and Education Assistance Act (ISDEAA). This meeting was hosted by the Muscogee (Creek) Nation and was held at their Tribal Complex. The Nation's Real Estate Services staff was also in attendance at the meeting as that office has responsibility for the actual input of information into the automated system for evaluation purposes. The new process will streamline the time involved in the evaluation and is less intrusive on the day to day operation of the program.

3. Ramah Settlement:

Attorneys have notified the Nation that Treasury has begun transferring the Ramah class action settlement to the designated bank. Once the process of transferring the funds is complete and the funds are actually on hand, attorneys will file with the court a motion requesting approval of the final computations of the 699 individual share amounts. The motion cannot be filed until the accumulated interest that was earned is known. Once the court gives final approval of the final share amounts, attorneys will direct the Settlement Administrator to begin sending out claim forms. Attorneys are expecting this to take place over the next few weeks.

4. Sequoyah Agriculture Program:

The Interim Director attended a meeting hosted by CNB with Malcolm Shorter, Deputy Assistant Secretary, USDA, at the Hard Rock in Catoosa on June 23 for the purpose of presenting a request for technical assistance toward the effort of establishing an Agriculture Program at Sequoyah School with the concept of connecting STEM and agriculture as a tool to reach students in an education setting. Mr. Shorter directed USDA Tribal Relations Coordinator to set up a workgroup to assist with the effort. Carol Crouch, Oklahoma State Tribal Liaison for NRCS and StrikeForce Coordinator for the State volunteered to participate on the workgroup.



ႫႮႮႮ ႮႮႮ ႮႮႮႮႮႮ ႮႮႮႮႮ
 Cherokee Nation Gaming Commission
 Director's Report
 24 June 2016

2016 COMPACT FEE PAYMENTS

	State	Fair Meadows	OHRC	Sub-Total	YTD
Jan	\$ 981,450.52	\$ 59,321.41	\$ 226,890.37	\$ 1,267,662.30	\$ 1,267,662.30
Feb	\$ 1,401,235.47	\$ 59,538.10	\$ 233,129.81	\$ 1,693,903.38	\$ 2,961,565.68
Mar	\$ 1,409,873.71	\$ 58,721.36	\$ 237,432.87	\$ 1,706,027.94	\$ 4,667,593.62
Apr	\$ 1,315,808.35	\$ 58,471.34	\$ 223,163.58	\$ 1,597,443.27	\$ 6,265,036.89
May	\$ 1,286,020.55	\$ 58,821.37	\$ 217,995.77	\$ 1,562,837.69	\$ 7,827,874.58
June	\$ -	\$ -	\$ -	\$ -	\$ 7,827,874.58
July	\$ -	\$ -	\$ -	\$ -	\$ 7,827,874.58
Aug	\$ -	\$ -	\$ -	\$ -	\$ 7,827,874.58
Sept	\$ -	\$ -	\$ -	\$ -	\$ 7,827,874.58
Oct	\$ -	\$ -	\$ -	\$ -	\$ 7,827,874.58
Nov	\$ -	\$ -	\$ -	\$ -	\$ 7,827,874.58
Dec	\$ -	\$ -	\$ -	\$ -	\$ 7,827,874.58
YTD Adj.	\$ -	\$ -	\$ -	\$ -	\$ 7,827,874.58
	\$ 6,394,388.60	\$ 294,873.58	\$ 1,138,612.40	\$ 7,827,874.58	

NIGC Fee Payments	
March	\$ 73,521.00
June	\$ 73,521.00
September	\$ -
December	\$ -
TOTAL	\$ 147,042.00

Total Compact & NIGC Fee Payments	\$ 7,974,916.58
--	------------------------

COMPACT FEE PAYMENT SUMMARY

	State	Fair Meadows	OHRC	Sub-Total	LTD
2005	\$ 2,948,594.00	\$ 500,040.00	\$ 1,478,858.36	\$ 4,927,492.36	\$ 4,927,492.36
2006	\$ 7,629,889.06	\$ 1,788,222.63	\$ 7,238,117.75	\$ 16,656,229.44	\$ 21,583,721.80
2007	\$ 11,472,065.73	\$ 962,047.93	\$ 4,573,604.66	\$ 17,007,718.32	\$ 38,591,440.12
2008	\$ 11,656,274.15	\$ 765,407.17	\$ 3,457,394.08	\$ 15,879,075.40	\$ 54,470,515.52
2009	\$ 12,258,076.70	\$ 749,466.52	\$ 2,393,709.96	\$ 15,401,253.18	\$ 69,871,768.70
2010	\$ 12,530,548.89	\$ 654,902.38	\$ 2,245,073.51	\$ 15,430,524.78	\$ 85,302,293.48
2011	\$ 12,842,971.99	\$ 624,666.63	\$ 2,263,371.18	\$ 15,731,009.80	\$ 101,033,303.28
2012	\$ 13,191,133.21	\$ 635,500.83	\$ 2,429,283.07	\$ 16,255,917.11	\$ 117,289,220.39
2013	\$ 13,775,089.66	\$ 671,503.73	\$ 2,454,446.83	\$ 16,901,040.22	\$ 134,190,260.61
2014	\$ 13,491,207.55	\$ 694,488.92	\$ 2,468,666.10	\$ 16,654,362.57	\$ 150,844,623.18
2015	\$ 14,936,985.92	\$ 710,606.84	\$ 2,660,767.00	\$ 18,308,359.76	\$ 169,152,982.94
2016	\$ 6,394,388.60	\$ 294,873.58	\$ 1,138,612.40	\$ 7,827,874.58	\$ 176,980,857.52
	\$ 111,795,850.94	\$ 8,046,246.74	\$ 31,002,525.50	\$ 176,980,857.52	

LICENSING SUMMARY

Location	Key Employee	PMO	Total
Roland	233	115	348
Ramona	84	41	125
Catoosa	961	362	1,323
Catoosa - SS	11	1	12
WSS	402	167	569
Tahlequah	138	76	214
Sallisaw	69	39	108
Ft. Gibson	96	30	126
WRD	76	31	107
Corporate	92	128	220
SCC	67	37	104
CNGC	-	61	61
TOTALS	2,229	1,088	3,317

VENDOR LICENSES

Entity	Class A	Class C	Exempt	Total
Companies	112	-	29	141
Individuals	852	-	-	852

GAMING MACHINES

Vendor	Catoosa	Cat SS	Ft. Gibson	Roland	Sallisaw	WSS	Ramona	Tahl.	SCV	WRD	Totals
CLASS II											
AGS	-	-	-	-	-	-	-	22	-	-	22
Bally	-	-	-	22	-	-	-	-	8	-	30
Cadillac Jack	14	-	-	8	-	8	8	-	-	-	38
Eclipse	-	-	-	-	-	-	-	21	-	-	21
GTAG/WMS	27	-	-	12	-	41	-	9	-	-	89
Multimedia	-	-	-	16	20	-	-	-	-	-	36
Nova	-	-	6	-	-	-	-	-	-	-	6
VGT	916	52	224	304	110	578	209	150	117	-	2,660
Sub-Total	957	52	230	362	130	627	217	202	125	-	2,902
COMPACT											
AGS	49	4	12	23	4	21	10	1	18	-	142
Ainsworth	43	-	6	22	6	27	8	14	-	6	132
Aristocrat	108	10	12	32	6	82	12	11	8	8	289
Aruze	52	-	12	24	-	33	14	10	6	-	151
Bally	242	6	64	76	14	150	59	30	27	29	697
IGT	481	5	69	122	58	327	50	83	42	50	1,287
Konami	77	-	24	42	12	86	39	23	22	17	342
Multimedia	77	-	26	40	-	61	32	16	20	10	282
Nova	12	-	-	16	6	6	8	8	8	-	64
Speilo	25	-	5	16	-	18	6	-	-	-	70
VGT	-	-	-	-	-	-	-	-	-	112	112
WMS	216	5	34	75	25	112	26	13	24	18	548
Sub-Total	1,382	30	264	488	131	923	264	209	175	250	4,116
Grand Total	2,339	82	494	850	261	1,550	481	411	300	250	7,018
Class II	957	52	230	362	130	627	217	202	125	-	2,902
% of floor	40.91%	63.41%	46.56%	42.59%	49.81%	40.45%	45.11%	49.15%	41.67%	0.00%	41.35%
Compact	1,382	30	264	488	131	923	264	209	175	250	4,116
% of floor	59.09%	36.59%	53.44%	57.41%	50.19%	59.55%	54.89%	50.85%	58.33%	100.00%	58.65%
TOTAL	2,339	82	494	850	261	1,550	481	411	300	250	7,018

CARD / TABLE GAMES

Card & Table Games				
Game	Catoosa	Roland	WSS	Total
Poker	13	6	8	27
3-Card Poker	2	-	-	2
Prog. 3-Card Poker	-	1	1	2
Ult. Texas Hold'em	1	1	-	2
Ult. Heads Up Hold'em	-	1	-	1
Progressive UTH	4	-	3	7
Blackjack	16	2	9	27
FreeBet Blackjack	4	1	1	6
21 + 3	2	1	2	5
Bonus Roulette	3	1	1	5
Casino War	1	-	-	1
House Money	-	-	-	-
Bonus Craps	1	-	-	1
TOTAL	47	14	25	86

HUMAN RESOURCES

June 2016

NASON MORTON, EXECUTIVE DIRECTOR
Extension 5682

Human Resources is currently working on the revision of Cherokee Nation Human Resources Policies and Procedures (CNHRPP), Chapter III. As of June 28, 2016, the total number of Employees is 3734. Of those employees, 2986 are Cherokee and 309 are members of another Federally recognized tribe.

EMPLOYMENT/COMPENSATION

Processed	Monthly	YTD
Number of Employees Hired	56	278
% of Cherokees Hired	89	77
% of Indians Hired	4	12
# of Applications Received	317	1846
# of Interview Panels Sent	54	319
# of Terminations	26	273
# of Voluntary Terminations	22	154
# of Involuntary Terminations	4	119

BENEFITS

Processed	Monthly	YTD
Educational Reimbursement Requests	4	26
401(k) Distributions	52	285
401(k) Loans	17	124
401(k) Hardship	7	24
FMLA	29	235
COBRA	32	250
Short Term Disability	14	80

EMPLOYEE DEVELOPMENT

Orientations/Trainings Presented	Monthly	YTD
Trainings Presented	27	133

RISK MANAGEMENT
June 2016
NASON MORTON, EXECUTIVE DIRECTOR
Extension 5682

TRAINING:

Risk Management worked closely with Career Services to tailor safety training to the various jobs and tasks that Summer Youth participants will be performing. Staff will conduct safety training for these youth participants at the various Career Services sites. The participants will be provided important safety information to help protect them from on the job hazards, the process they perform if they incur an injury on the job; and how to properly use Personal Protective Equipment effectively. A total of 10 Summer Youth Trainings were provided for over 500 participants and the below locations:

- | | |
|------------|------------|
| -Sallisaw | -Muskogee |
| -Vinita | -Nowata |
| -Tahlequah | -Stilwell |
| -Kansas | -Jay |
| -Pryor | -Claremore |

Fire Extinguisher Training provided at Stilwell Clinic – 60 attendees.

COMMUNITY:

An information booth was provided at the CCO Conference held at NSU. Also an informational booth was provided at Salina Clinic Community Health Fair. Information pamphlets on fire safety and other spring and summer related hazards were provided to attendees

INSPECTIONS:

Life Safety Code and OSHA Regulation inspections are conducted the following construction sites:

- | | |
|--|-------------------------------------|
| • Tribal Complex – 2 nd floor | • Facilities Management Admin. |
| • Cherokee Plaza | |
| • Sequoyah Stadium | • Sequoyah Dorm Project |
| • Cherokee Outpost | • Wilma P. Mankiller Addition |
| • Markoma Gym | • Brent Community Building |
| • Markoma Mechanical Building | • Vian Peace Center |
| • Health Facilities Storage | • Tiawah Community Center |
| • Water and Sanitation Storage | • Victory Christian Community Bldg. |
| • Markoma Cafeteria | • Kenwood Community Bldg. |
| • CDC Toy Storage | • CC Camp Community Org. |
| • Facilities Management Shops (2) | • Rocky Mountain Community Bldg. |

TECHNICAL ASSISTANCE:

Emergency Evacuation Plans was developed for the new property on Hwy 51 in Tahlequah for CCO and floorplan provided to Space Management. Evacuation Plans also completed for the following Community Centers – Fairfield, Lyons, Bell, CC Camp, and Rocky Mountain.

Assistance was provided to Natural Resources and Education regarding a summer camp activity held at Sallisaw and at Bull Hollow.