

Group: Marshal Service Month/Year of Report: May 2015  
 Group Leader: Shannon Buhl Phone: 207-3800 Email: shannon-buhl@cherokee.org

**I. Budget Highlights – please refer to Monthly Financial Report**

**II. Program Highlights for April:**

<u>District 1</u> 412 North	<u>District 2</u> 412 South
Information Report (8)	Information Report (12)
Warrants (2)	Warrants (21)
Other Agency Assists (54)	Other agency assists (107)
Warnings (44)	Warnings (57)
Citations (16)	Citations (41)
Alcohol/Drug Arrests (10)	Alcohol/Drug Arrests (9)
A&B/DV (2)	A&B/DV (3) Hit & Run (1)
Fraud/Embezzlement (3)	Fraud/Embezzlement (1)
Burglary/Theft/Larceny (2)	Burglary/Theft/Larceny (4)
Forgery (1)	DUS/DUR (2) Runaway (2)
Destruction of Private Property (1)	Threats (3) Trespassing (1)
Sex Offender Violation (1)	Dog Bite (1) Illegal Firearm (2)

**III. Special Operations**

Dive (0)  
 SWAT (1)  
 Task Force (30)

**IV. Accomplishments**

James Harper, Brian Catcher-Indian Country Death Investigation  
 David Johnson, Kevin Jackson, Nate Bunch, Dustin Davis, Austin Glory-Managing  
 Property and Evidence  
 Kevin Jackson, Dustin Davis, Shannon Buhl-OKC Bombing Memorial  
 Suzanne Drywater, Bobbie Jones-TriSec22 Tribal Secretaries Conference  
 Kourtney Vann-Communications Technician School  
 Mike Roach, Chad McCarter-Lieutenant Command School

**V. Security**

Security Violations (29)  
 Vehicle Assists (30)  
 Incident Reports (4)

**VI. Federal Facilities**

Claremore (0)  
 Hastings (0)  
 Three Rivers (0)



# CHEROKEE NATION TRIBAL COUNCIL RULES COMMITTEE REPORT

**Group:** Tax Commission

**Month/Year of Report:** May, 2015

**Group Leader:** Sharon Swepston

**Phone:**

**E-mail:** Sharon-sweepston@cherokee.org

## **I. Budget Highlights**

- a.) Please refer to the monthly financial report from Finance.

## **II. Program Highlights**

### **a.) Motor Vehicle**

1. Year to Date Motor Vehicle revenue for FY15 compared to FY14 as of March 31st 2015 & March 31st 2014, had an overall increase of 25.79%.
2. The month to month revenue comparison for March 2014 (FY14) compared to March 2015 (FY15) shows an increase of 26.69%.
3. The detail for all areas of revenue for motor vehicle is shown on the attached graphs.
4. For FY15 new tags issues in the Extended Jurisdictional Boundary for October 1,326 November 1,055, December 1,505, January 1,367, February 1,523, March 1,770, April 1,695.

### **b.) Revenue and Taxation Division**

1. Year to Date Revenue and Taxation (Tobacco) for FY15 compared to FY14 as of March 31st 2015 & March 31st 2014, had an overall decrease of 22.89%.
5. A month to month revenue comparison March 2014 (FY14) compared to March 2015 (FY15) shows a decrease of 13.16%.
3. The detail for all areas of tax is shown on the attached graphs.

### **c.) Future Plans/New Initiatives**

1. The next Tax Commission meeting is scheduled for June 3, 2015 at 4:30 pm in the CNTC Conference room.
2. The Veterans Sales Tax Exemption Cards have been mailed out to all qualified applicants. As of May 6, 2015 we have mailed out 139 Veteran Sales Tax Exemption Cards. CNE has implemented their upgraded system to process the new sales tax exemptions for Cherokee veterans.
3. We have received our report for March 2015 purchases and payment from the State of Oklahoma and rebates are scheduled to be distributed to the retailers by or before May 15, 2015.




CHEROKEE NATION TAX COMMISSION

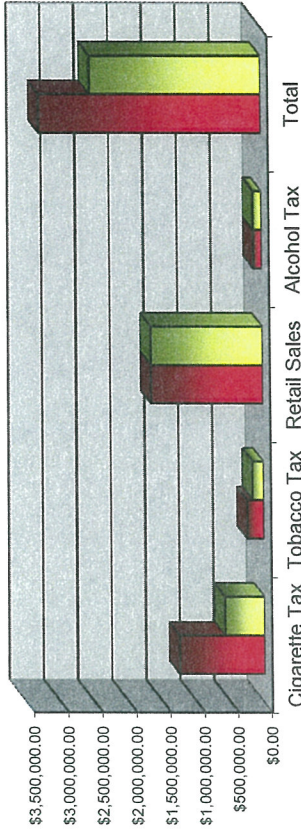
MARCH, 2015

	Cigarette Tax	Tobacco Tax	Retail Sales	Alcohol Tax	Total
FY14	\$1,261,325.36	\$249,024.10	\$1,660,936.18	\$120,938.31	\$3,292,223.95
FY15	\$588,167.84	\$164,320.93	\$1,657,995.72	\$128,080.49	\$2,538,564.98
% of Change	-53.37%	-34.01%	-0.18%	5.91%	-22.89%

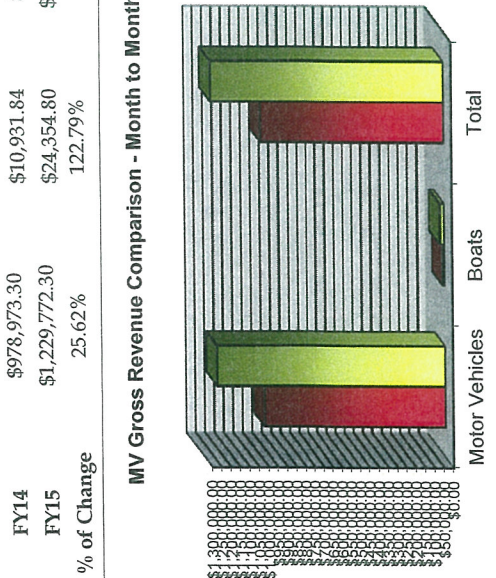
MV Gross Revenue Comparison - Year to Date



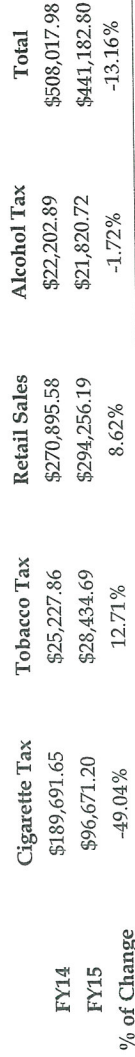
R & T Gross Revenue Comparison Year to Date



MV Gross Revenue Comparison - Month to Month



R & T Gross Revenue Comparison Month to Month



## HUMAN RESOURCES

April 2015

**NASON MORTON, EXECUTIVE DIRECTOR**  
Extension 5682

Human Resources is continuing to work on training and testing of a paperless EAN process. Also, as of April 30, 2015, the total numbers of Employee is 3473. Of those employees, 2884 are Cherokee and 263 are members of another Federally recognized tribe.

### EMPLOYMENT/COMPENSATION

Processed	Monthly	YTD
Number of Employees Hired	59	190
% of Cherokees Hired	81	82
% of Indians Hired	5	5
# of Applications Received	549	1958
# of Interview Panels Sent	50	326

### BENEFITS

Processed	Monthly	YTD
Educational Reimbursement Requests	1	8
401(k) Distributions	51	192
401(k) Loans	26	84
401(k) Hardship	1	6
FMLA	39	165
COBRA	30	151
Short Term Disability	21	53
Workers' Compensation	4	14

### EMPLOYEE DEVELOPMENT

Orientations/Trainings Presented	Monthly	YTD
Trainings Presented	16	58