

Group: Marshal Service Month/Year of Report: July 2019

Executive Director: Shannon Buhl Phone: 918-207-3800

Email: shannon-buhl@cherokee.org

1. Budget Highlights-Please Refer to Monthly Financial Report

2. Program Highlights for June:

<u>District 1</u> <u>412 North</u>	<u>District 2</u> <u>412 South</u>
Information Report (2)	Information Report (13)
Warrants (0)	Warrants (10)
Other Agency Assists (9)	Other Agency Assists (45)
Warnings (4)	Warnings (4)
Citations (4)	Citations (0)
Alcohol/Drug Arrests (4)	Alcohol/Drug Arrests (0)
A&B/DV (3)	A&B /DV (3)
Burglary/Theft/Larceny (1)	Burglary/Theft/Larceny (4)
Fraud/Embezzlement (1)	Child Endangerment (1)
Vandalism (1) Harassment (1)	Indecent Exposure (1)
Child Abuse (0)	Resisting Arrest (1)
	MVC (1)
	Tribal Prisoner Transport (2)
	Possession of Weapon AFCE (1)
	Truancy Citations (6)

3. Special Operations:

Dive / Swift Water ()

SWAT (0)

Casino Requests (31)

4. Accomplishments:

DARE Conference-Franky Dreadfulwater, John Timothy

Tribal Access (ARMS)-Suzanne Drywater, Cecelia Muskrat, Jake Wofford, Eric Fuson

Oklahoma Gang Investigators Association-L D Drywater

EM Staging Manager Training-Cheryl Williams

FEMA Region 6 Conference-Danny Tanner, Philip Manes, Suzanne Drywater

5. Security:

Security Violations (9)

Vehicle Assists (17)

Incident Reports (6)

Events (9)

Cherokee Nation Election Commission security detail (4), Council Meeting (2),

Supreme Court Hearing (1), Arts Camp (1), RTR return

6. Facilities:

- Hastings (10) EDO
- Redbird Smith (0)
- Three Rivers (0)
- Cooweescoowee Ocheleta (0)
- Wilma P Mankiller (0)

7. Community:

- Shawwna Roach
 - ALICE presentation-Heritage Center
 - ALICE presentation-AAPC

- Franky Dreadfulwater
 - Cherokee Nation Youth Camps
 - Summer youth presentation-Adair County Vo-tech
 - Working with high risk families and youth-Social Services
 - RTR return
 - RTR reception
 - Elder meet and great-Greasy Community
 - School Security-Cave Springs

8. Emergency Management:

CNEM continued operations with FEMA, State and local EM agencies due to the flood and tornado events to assist communities and citizens.

CNEM met with state health to discuss a partnership contract for Medical Emergency Response Coordinator.

CNEM and CNMS went FEMA Region 6 in Denton, TX for a mitigation seminar to discuss flood operations. CNEM gave a presentation on operations in the tribal jurisdiction for the response.

CNEM will continue recovery operations for communities, citizens and tribal assets due to the emergency.

9. Patrols:

District 1	43
District 2	<u>432</u>
Total	475

Concerns addressed from last Rules:



July 2019

I. Budget Highlights

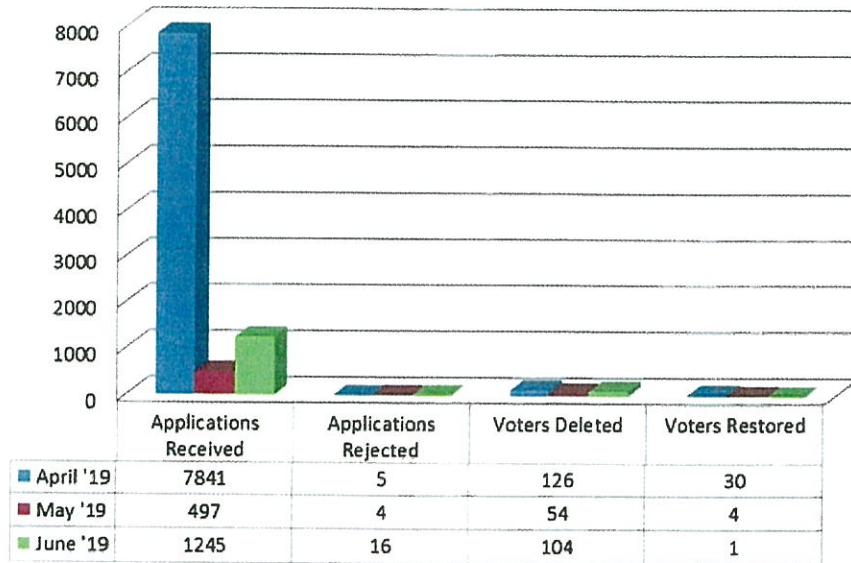
a.) FY20 budget was submitted on time. FY19 is on target and we will continue to assess as the fiscal year closes.

II. Program Highlights

a.) **Voter Processing:** As of 06/27/2019

73,723 Total Registered Voters; 42,353 In District; 31,370 At-Large

Voter Registration Statistics



b.) **Statistical Report:**

Detailed Data by District and Precinct is attached.

III. Accomplishments

a.) **2019 General Election:**

The Election Commission folded, stuffed and mailed over 9,000 absentee ballots for the General Election. The election cycle through May and June went very well. Throughout the devastating flooding in our area we were able to stay in contact with Emergency Management as well as our Precincts to ensure our locations would be open on election day; a testament of days and days of hard work on their part and we are



CHEROKEE NATION ELECTION COMMISSION

Ph: 918-458-5899 | TF: 800.353.2895 | F: 918.458.6101

July 2019 RULES REPORT

Marcus Fears Administrator
fears-marcus@cherokee.org

extremely appreciative of everyone's efforts. The Election Commission is also grateful for the Marshal Service, Security, IT and the technical support from Hart & Maxim for keeping us secure and up and running throughout the election. To conclude, the Election Commission folded, stuffed and mailed over 4,000 absentee ballots for the Run-Off election and is preparing for Early Voting on July 20, 23-25 from 7am to 7pm at the Election Commission Office.

b.) **Deceased/Relinquished Status:**

The Election Commission has stayed current with monthly Tribal Registration deceased and relinquished citizen listings.

IV. Future Plans and Initiatives

- a.) Continue to actively update and correct voter's addresses in the Election Commission database.
- b.) The Election Commission is always willing to answer any of the Council's questions. If at any time you have a question for our office, please feel free to email me or call the office. My email and our number are listed at the top of this report.

Date Range: 06/01/2019 - 06/27/2019

Applications Received

Voter Registration Applications	891
Absentee Applications	354
Total	1,245

Registration Applications Rejected

Insufficient Address	1
No Roll Number	3
Not Signed	12
Under Age	0
Total	16

Deleted Registrations

Duplicate	0
Voter Deceased	104
Voter Relinquished	0
Total	104

Registration Status Changes

Deleted Restored	1
Total	1

Chronicle- Voter Registration by District and Precinct

6/27/2019 9:52 AM

<u>District</u>	<u>Precinct</u>	<u>Voters</u>
District No. 1	Hulbert	1,252
	Okay	309
	Tahlequah (1)	1,587
Total for District		3,148
District No. 2	Briggs	235
	Lowrey	241
	Tahlequah (2)	2,444
Total for District		2,920
District No. 3	Keys	951
	Tahlequah (3)	1,815
Total for District		2,766
District No. 4	Ft. Gibson	1,091
	Muskogee	535
	Warner	737
Total for District		2,363
District No. 5	Gore	319
	Sallisaw (5)	603
	Vian	1,149
Total for District		2,071
District No. 6	Belfonte	123
	Marble City	175
	Muldrow	1,654
	Sallisaw (6)	1,645
Total for District		3,597
District No. 7	Cave Springs	289
	Chewey	80
	Stilwell (7)	2,633
	Westville (7)	745
Total for District		3,747
District No. 8	Bell	270
	Stilwell (8)	1,081
	Westville (8)	473
Total for District		1,824
District No. 9	Jay (9)	696
	Kansas	1,317

Chronicle- Voter Registration by District and Precinct

6/27/2019 9:52 AM

District	Precinct	Voters
District No. 9	Kenwood	130
	Salina (9)	550
Total for District		2,693
District No. 10	Afton	610
	Grove	738
	Jay (10)	814
	Pryor (10)	549
	Salina (10)	200
	Spavinaw	161
Total for District		3,072
District No. 11	S. Coffeyville	461
	Vinita	1,778
	Welch	136
Total for District		2,375
District No. 12	Bartlesville	1,680
	Nowata	725
	Skiatook	114
Total for District		2,519
District No. 13	Catoosa	337
	Collinsville	988
	Tulsa	1,843
Total for District		3,168
District No. 14	Chelsea	551
	Claremore (14)	2,477
	Oologah	431
Total for District		3,459
District No. 15	Claremore (15)	830
	Locust Grove	880
	Pryor (15)	869
	Salina (15)	52
Total for District		2,631
At Large	At Large	31,370
Total for District		31,370
Grand Total		73,723



CHEROKEE NATION TRIBAL COUNCIL RULES COMMITTEE REPORT

Group: Tax Commission

Month/Year of Report: July, 2019

Group Leader: Sharon Swepston

Phone: 918-453-5377

E-mail: Sharon-swepston@cherokee.org

I. Budget Highlights

- a.) Please refer to the monthly financial report from Finance.

II. Program Highlights

a.) Motor Vehicle

1. Year to Date Motor Vehicle revenue for FY19 compared to FY18 as of May 31st 2019 & May 31st 2018, had an overall increase of 5.54%.
2. The month to month revenue comparison for May 2018 (FY18) compared to May 2019 (FY19) shows an increase of 4.83%.
3. The detail for all areas of revenue for motor vehicle is shown on the attached graphs.
4. FY19 new tags issued in the Extended Jurisdictional Boundary for October 689, November 588, December 523, January 674, February 613, March 787, April 749, May 638.

b.) Revenue and Taxation Division

1. Year to Date Revenue and Taxation (Tobacco) for FY19 compared to FY18 as of May 31st 2019 & May 31st 2018, had an overall increase of 2.75%.
2. A month to month revenue comparison for May 2018 (FY18) compared to May 2019 (FY19) shows an increase of 5.23%.
3. The detail for all areas of tax is shown on the attached graphs.

c.) Future Plans/New Initiatives

1. The next Tax Commission meeting is scheduled for September 11, 2019 at 4:30 pm in the CNTC Conference room.
2. The Veterans Sales Tax Exemption Cards have been mailed out to all qualified applicants. As of June 27, 2019 we have mailed out 404 Veteran Sales Tax Exemption Cards. CNE has implemented their upgraded system to process the new sales tax exemptions for Cherokee veterans.
3. We have received our report for May 2019 purchases and payment from the State of Oklahoma and rebates are scheduled to be distributed to the retailers by or before July 15, 2019.

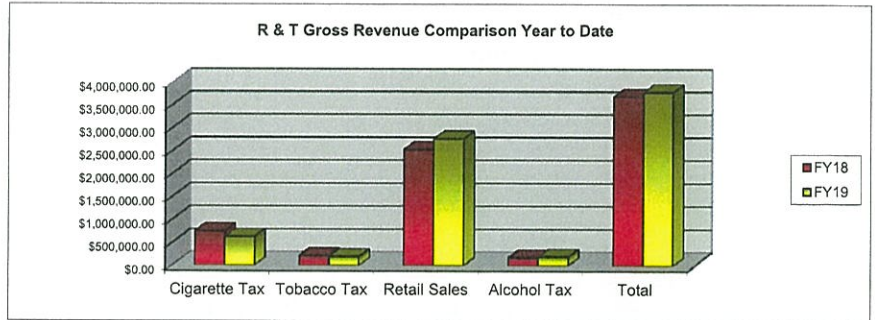
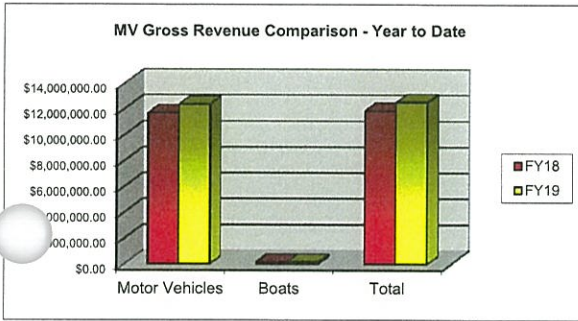


CHEROKEE NATION TAX COMMISSION

MAY, 2019

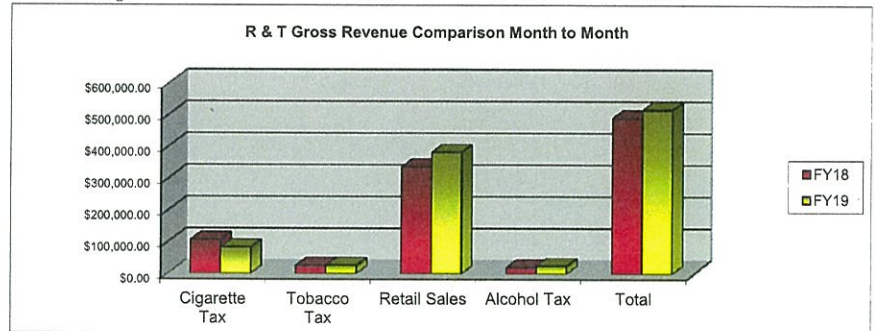
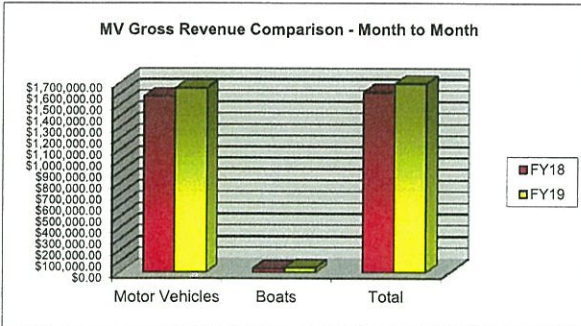
	Motor Vehicles	Boats	Total
FY18	\$11,689,968.63	\$173,440.33	\$11,863,408.96
FY19	\$12,358,521.35	\$162,622.04	\$12,521,143.39
% of Change	5.72%	-6.24%	5.54%

	Cigarette Tax	Tobacco Tax	Retail Sales	Alcohol Tax	Total
FY18	\$753,620.72	\$217,517.20	\$2,537,355.63	\$178,165.66	\$3,686,659.21
FY19	\$629,757.44	\$194,925.24	\$2,769,191.81	\$194,289.47	\$3,788,163.96
% of Change	-16.44%	-10.39%	9.14%	9.05%	2.75%



	Motor Vehicles	Boats	Total
FY18	\$1,573,407.71	\$35,558.64	\$1,608,966.35
FY19	\$1,645,467.42	\$41,177.32	\$1,686,644.74
% of Change	4.58%	15.80%	4.83%

	Cigarette Tax	Tobacco Tax	Retail Sales	Alcohol Tax	Total
FY18	\$107,622.32	\$26,548.02	\$336,925.54	\$19,754.32	\$490,850.20
FY19	\$82,859.36	\$25,978.83	\$382,899.98	\$24,781.97	\$516,520.14
% of Change	-23.01%	-2.14%	13.65%	25.45%	5.23%



I. Budget Highlights – please refer to Monthly Financial Report.

Description of budget exceptions: No budget exceptions to report.

II. Program Highlights

a. Disaster

The Office of Self-Governance (SG) has been coordinating with Todd Enlow and other programs regarding the impact of the natural disasters that have ravaged our communities. The BIA contacted SG concerning a site visit by John Tahsuda, Principal Deputy Assistant Secretary, that visit was scheduled on June 8; therefore, DOI/BIA saw first-hand the devastation to our communities and the number of citizens affected. Each year the Bureau asks Tribes to make Request for Additional Funds (RAF) through their Welfare Assistance Program; however, the deadline to submit a RAF for this year was May 22. We have notified BIA headquarters that because of the Memorial Day weekend flooding and tornadoes, the Nation will be requesting a waiver of the May 22 deadline in order to request additional funds to assist those individuals impacted. We are also working on a request for Disaster Assistance from the Bureau as provided in 25 CFR 20.327 – 328.

b. JOM Consultation – July 16, 2019

The Bureau of Indian Education is proposing to update its JOM regulations to implement the JOM Act updates. DOI and BIE will be hosting Tribal Consultation on the proposed rule on July 16, 2019 at Sequoyah High School from 8:00 a.m. to 10:00 am. Consultation with other eligible entities (JOM contractors, including states, public school districts, tribal organizations, JOM Indian Education Committee members, employees of public schools, parents and students) is scheduled for that afternoon from 1:00 p.m. to 3:00 p.m. at the same location.

c. Wildland Fire Prevention Program

The BIA Eastern Oklahoma Region notified the Nation that it will be receiving funding shortly for the Wildland Fire Prevention Program. Funding received this year is specifically to cover the start-up costs associated with the newly established Wildland Fire Prevention Program. The BIA Fuels Management Program also advises that additional funding is held back for the Nation to hire someone. This funding is based on the Nation hiring someone by mid- July at a GS-7 step 5 level, with salary, benefits and support.



CWYA DBR JƏŃGŁŁŁY DhƏŃŃh
Cherokee Nation Gaming Commission

Director's Report

21 June 2019

2019 COMPACT FEE PAYMENTS

	State	Fair Meadows	OHRC	Sub-Total	YTD
Jan	\$ 1,134,000.51	\$ 48,153.85	\$ 224,066.21	\$ 1,406,220.57	\$ 1,406,220.57
Feb	\$ 1,505,265.09	\$ 54,604.37	\$ 222,263.88	\$ 1,782,133.34	\$ 3,188,353.91
Mar	\$ 1,845,846.29	\$ 54,621.04	\$ 265,742.72	\$ 2,166,210.05	\$ 5,354,563.96
Apr	\$ 1,518,001.23	\$ 54,604.37	\$ 219,714.68	\$ 1,792,320.28	\$ 7,146,884.24
May	\$ 1,666,657.19	\$ 54,571.03	\$ 245,458.87	\$ 1,966,687.09	\$ 9,113,571.33
June	\$ -	\$ -	\$ -	\$ -	\$ 9,113,571.33
July	\$ -	\$ -	\$ -	\$ -	\$ 9,113,571.33
Aug	\$ -	\$ -	\$ -	\$ -	\$ 9,113,571.33
Sept	\$ -	\$ -	\$ -	\$ -	\$ 9,113,571.33
Oct	\$ -	\$ -	\$ -	\$ -	\$ 9,113,571.33
Nov	\$ -	\$ -	\$ -	\$ -	\$ 9,113,571.33
Dec	\$ -	\$ -	\$ -	\$ -	\$ 9,113,571.33
YTD Adj.	\$ -	\$ -	\$ -	\$ -	\$ 9,113,571.33
	\$ 7,669,770.31	\$ 266,554.66	\$ 1,177,246.36	\$ 9,113,571.33	

NIGC Fee Payments	
March	\$ 78,013.87
June	\$ -
September	\$ -
December	\$ -
TOTAL	\$ 78,013.87

Total Compact & NIGC Fee Payments	\$ 9,191,585.20
--	------------------------

COMPACT FEE PAYMENT SUMMARY

	State	Fair Meadows	OHRC	Sub-Total	LTD
2005	\$ 2,948,594.00	\$ 500,040.00	\$ 1,478,858.36	\$ 4,927,492.36	\$ 4,927,492.36
2006	\$ 7,629,889.06	\$ 1,788,222.63	\$ 7,238,117.75	\$ 16,656,229.44	\$ 21,583,721.80
2007	\$ 11,472,065.73	\$ 962,047.93	\$ 4,573,604.66	\$ 17,007,718.32	\$ 38,591,440.12
2008	\$ 11,656,274.15	\$ 765,407.17	\$ 3,457,394.08	\$ 15,879,075.40	\$ 54,470,515.52
2009	\$ 12,258,076.70	\$ 749,466.52	\$ 2,393,709.96	\$ 15,401,253.18	\$ 69,871,768.70
2010	\$ 12,530,548.89	\$ 654,902.38	\$ 2,245,073.51	\$ 15,430,524.78	\$ 85,302,293.48
2011	\$ 12,842,971.99	\$ 624,666.63	\$ 2,263,371.18	\$ 15,731,009.80	\$ 101,033,303.28
2012	\$ 13,191,133.21	\$ 635,500.83	\$ 2,429,283.07	\$ 16,255,917.11	\$ 117,289,220.39
2013	\$ 13,775,089.66	\$ 671,503.73	\$ 2,454,446.83	\$ 16,901,040.22	\$ 134,190,260.61
2014	\$ 13,491,207.55	\$ 694,488.92	\$ 2,468,666.10	\$ 16,654,362.57	\$ 150,844,623.18
2015	\$ 14,936,985.92	\$ 710,606.84	\$ 2,660,767.00	\$ 18,308,359.76	\$ 169,152,982.94
2016	\$ 15,320,619.36	\$ 696,172.36	\$ 2,664,645.01	\$ 18,681,436.73	\$ 187,834,419.67
2017	\$ 16,188,946.50	\$ 668,836.84	\$ 2,624,492.88	\$ 19,482,276.22	\$ 207,316,695.89
2018	\$ 17,144,081.88	\$ 618,916.51	\$ 2,678,944.43	\$ 20,441,942.82	\$ 227,758,638.71
2019	\$ 7,669,770.31	\$ 266,554.66	\$ 1,177,246.36	\$ 9,113,571.33	\$ 236,872,210.04
	\$ 111,795,850.94	\$ 8,046,246.74	\$ 31,002,525.50	\$ 227,758,638.71	

LICENSING SUMMARY

Location	Key Employee	PMO	Total
Catoosa	969	412	1,381
Catoosa - SS	9	1	10
CNGC	-	62	62
Corporate	81	130	211
Ft. Gibson	64	32	96
Grove	73	39	112
Ramona	72	41	113
Roland	209	101	310
Sallisaw	67	34	101
SCC	66	35	101
Tahlequah	150	73	223
WSS	387	156	543
TOTALS	2,147	1,116	3,263

VENDOR LICENSES

Entity	Class A	Class C	Exempt	Total
Companies	100	-		100
Individuals	822	-	-	822

GAMING MACHINES

Vendor	Catoosa	Cat SS	Ft. Gibson	Roland	Roland TP	Sallisaw	WSS	Ramona	Tahl.	SCV	Grove	Totals
CLASS II												
AGS	-	-	-	-	-	-	-	-	20	-	6	26
Cadillac Jack	-	-	6	-	-	-	-	-	-	-	-	6
Eclipse	-	-	-	-	-	-	-	-	25	-	-	25
IGT	14	-	8	8	-	-	14	6	-	8	6	64
Multimedia	-	-	-	8	-	8	-	-	-	-	-	8
VGT	784	52	202	312	33	94	585	184	157	128	134	2,665
Sub-Total	798	52	216	328	33	102	599	190	202	136	154	2,810
COMPACT												
AGS	102	4	28	45	4	10	50	25	16	14	28	326
Ainsworth	74	-	4	27	4	10	54	8	20	-	6	207
Aristocrat	206	10	30	44	-	6	132	20	39	20	38	545
Aruze	55	-	4	22	6	-	33	8	22	12	16	178
Bally	297	11	46	118	-	28	264	61	49	30	42	946
Cadillac Jack	12	-	-	-	-	-	-	-	-	-	-	12
IGT	491	-	75	131	10	59	286	63	65	26	84	1,290
Incredible Technologies	37	-	16	8	-	9	21	10	13	9	6	129
Interblock	12	-	-	-	-	-	-	-	-	-	-	12
Konami	104	-	23	36	-	10	72	34	43	16	8	346
Multimedia	45	-	14	44	8	-	66	16	24	8	11	236
Speilo	9	-	4	2	-	-	9	-	-	-	-	24
WMS	115	4	14	34	-	9	31	20	8	22	-	257
Sub-Total	1,559	29	258	511	32	141	1,018	265	299	157	239	4,508
Grand Total	2,357	81	474	839	65	243	1,617	455	501	293	393	7,318
Class II	798	52	216	328	33	102	599	190	202	136	154	2,810
% of floor	33.86%	64.20%	45.57%	39.09%	50.77%	41.98%	37.04%	41.76%	40.32%	46.42%	39.19%	38.40%
Compact	1,559	29	258	511	32	141	1,018	265	299	157	239	4,508
% of floor	66.14%	35.80%	54.43%	60.91%	49.23%	58.02%	62.96%	58.24%	59.68%	53.58%	60.81%	61.60%
TOTAL	2,357	81	474	839	65	243	1,617	455	501	293	393	7,318

CARD / TABLE GAMES

Card & Table Games				
Game	Catoosa	Roland	WSS	Total
Poker	16	-	8	24
3-Card Poker	2	1	-	3
Prog. 3-Card Poker	-	-	1	1
Blazin' 7's	-	-	-	-
Mississippi Stud Prog	-	-	1	1
WPT Heads Up Hold	2	1	-	3
Progressive UTH	6	1	3	10
Blackjack	13	-	7	20
FreeBet Blackjack	4	1	1	6
21 + 3	1	1	4	6
Roulette	4	1	2	7
Craps	2	-	1	3
TriLux	-	3	-	3
TOTAL	50	9	28	87

HUMAN RESOURCES

June 2019

NASON MORTON, EXECUTIVE DIRECTOR
Extension 5682

Human Resources is currently working on the revision of Cherokee Nation Human Resources Policies and Procedures (CNHRPP), Chapter III, portions of Chapter II and portions of Chapter V. Benefits. As of June 26, 2019, the total number of Employees is 3723. Of those employees, 3083 are Cherokee and 241 are members of another Federally recognized tribe.

EMPLOYMENT

Processed	Monthly	YTD
Number of Employees Hired	46	277
% of Cherokees Hired	80	84
% of Indians Hired	4	5
% of All Others Hired	16	11
# of Applications Received	489	2769
# of Interview Panels Sent	130	681

COMPENSATION

Processed	Monthly	YTD
# of Terminations	43	241
# of Voluntary Terminations	32	193
# of Involuntary Terminations	9	46

BENEFITS

Processed	Monthly	YTD
Educational Reimbursement Requests	7	33
401(k) Distributions	100	410
401(k) Loans	31	132
401(k) Hardship	4	28
FMLA	44	226
COBRA	67	298
Short Term Disability	5	71

EMPLOYEE RELATIONS & DEVELOPMENT

Orientations/Trainings Presented	Monthly	YTD
Trainings Presented	36	191

HUMAN RESOURCES

June 2019

NASON MORTON, EXECUTIVE DIRECTOR
Extension 5682

Human Resources is currently working on the revision of Cherokee Nation Human Resources Policies and Procedures (CNHRPP), Chapter III, portions of Chapter II and portions of Chapter V. Benefits. As of June 26, 2019, the total number of Employees is 3723. Of those employees, 3083 are Cherokee and 241 are members of another Federally recognized tribe.

EMPLOYMENT

Processed	Monthly	YTD
Number of Employees Hired	46	277
% of Cherokees Hired	80	84
% of Indians Hired	4	5
% of All Others Hired	16	11
# of Applications Received	489	2769
# of Interview Panels Sent	130	681

COMPENSATION

Processed	Monthly	YTD
# of Terminations	43	241
# of Voluntary Terminations	32	193
# of Involuntary Terminations	9	46

BENEFITS

Processed	Monthly	YTD
Educational Reimbursement Requests	7	33
401(k) Distributions	100	410
401(k) Loans	31	132
401(k) Hardship	4	28
FMLA	44	226
COBRA	67	298
Short Term Disability	5	71

EMPLOYEE RELATIONS & DEVELOPMENT

Orientations/Trainings Presented	Monthly	YTD
Trainings Presented	36	191

RISK MANAGEMENT
June 2019
NASON MORTON, EXECUTIVE DIRECTOR
Extension 5682

INSPECTIONS:

Life Safety Code and OSHA Regulation inspections were conducted on the below sites:

- New Health Center – Walk-thru(s) for Beneficial Occupancy – Certificate of Occupancy issued for Area 2 – Beneficial Occupancy
- Sallisaw Human Services – evac. and inspection
- Supreme Court Museum
- Prison Museum
- Child Support Services
- Dahlenegah Shop and Warehouse
- Landfill Shop and Scalehouse
- Nowata Food Distribution
- PACE – Administration Construction - Certificate of Occupancy provided.
- OSU Medical School – construction has begun
- IT Fiber Project Construction
- Saline Courthouse w/Fire Marshal 50% inspection of sprinkler system.
- Saline Caretaker House Construction
- Water/Sewer project by ECU
- Tribal Courthouse - Coming to close
- Gift Shop Parking Lot re-pave - Complete

TECHNICAL ASSISTANCE:

- National Safety Month – Awareness emails sent to All Employees on various safety topics.
- Accident Investigation – employee injuries
- Received request for assistance from SHS on safety issues.
- SHS IT Door Project – Met with Doug Clark over this Homeland Security Grant for SHS door access.
- Heritage Center – certificate of insurance for new art loan.
- Update of Complex Evacuation Plan for Security.
- Received request for Summer Youth Orientation Training – June 2019 - At this time 10 trainings are scheduled throughout the 14 county area.
- Community Building assistance – evacuation plan updates and MOA's.
- SHS Safety Review - Planning and Development - Update of Abatement Plan, Draft Fire Prevention Plan, and Hazard Communication Plan. Complete.
- Contract Review – multiple – insurance questions.
- Contractor Bond Questions.

TRAININGS:

- Summer Youth Safety Orientation Trainings – **550 trained** – Trainings held in Tahlequah, Stilwell, Vinita, Nowata, Sallisaw, Pryor, Oaks, Jay, and Claremore.
- Salina Head Start Safety Training – Summer Safety
- Sallisaw Clinic Safety Training Follow Up – 103 trained