

An Act

Legislative Act: 25-14

AN ACT AUTHORIZING AND APPROVING THE FISCAL YEAR 2015 OPERATING BUDGET; AND DECLARING AN EMERGENCY

BE IT ENACTED BY THE COUNCIL OF THE CHEROKEE NATION:

Section 1. Title and Codification

This act shall be titled and codified as “The Comprehensive Operating Budget for Fiscal Year 2015”.

Section 2. Purpose: To comply with the Constitution and laws of the Cherokee Nation, to authorize funding for governmental operations and to provide full disclosure of finances, expenditures and revenues.

- A. The purpose of this enactment is intended to review, authorize, approve and ratify appropriations and planned expenditures from all sources in compliance with the specific laws governing appropriations (62 CNCA 31 & 32).
- B. The use of such funds shall be subject to public disclosure.
- C. The funding sources are to provide budget authority for expenditures of the Cherokee Nation’s Executive, Judicial and Legislative Departments (Branches), including any authorized Commissions, Boards, Authorities and Enterprises operated by the Nation.
- D. The funding sources include funds from compacts, grants, contracts, miscellaneous sources and contributions, dividends, revenues of enterprises, taxes, special and general fund sources, indirect costs or trust funds.
- E. This enactment shall govern the proper use of all funds during the course of business for Fiscal Year 2015. No other expenditure or use is authorized except as provided herein or as provided by subsequent amendments to this authorization, with only exception to the “Cherokee Nation Capital Appropriations Bill of Fiscal Year 2015”.

Section 3. Policy of Accountability:

- A. All funds under the care of the Cherokee Nation shall only be expended as authorized by this enactment unless amended.
- B. Any official who intentionally and willfully misuses, misapplies, diverts or embezzles the application or use of any public funds entrusted to the care of the Cherokee Nation from any sources may be prosecuted according to applicable criminal statutes.

- C. The enactment of this Act or any part thereof, does not ratify, condone or legalize any prior expenditure which may be incurred contrary to Cherokee law. Any unauthorized expenditures, misappropriations, or other illegal acts involving the finances of the Cherokee Nation or any of its subsidiaries may be prosecuted under applicable law or other appropriate administrative or legal remedies.

Section 4. Legislative History

- A. The Constitution and laws (Title 62 of the Cherokee Nation Code) provides the requirements for appropriations, review and authorization for the use of all funds.
- B. The budget estimates of revenues and expenditures for Fiscal Year 2015 to document funding availability and provide justifications for expenditures are incorporated herein.
- C. All previous resolutions, statutes and relevant Court Decisions as may be applicable are acknowledged.

Section 5. Legal Authorities Governing the Use of Funds.

- A. The Constitution of the Cherokee Nation.
- B. Applicable Cherokee Nation Statutes and the Cherokee Nation Code Annotated (CNCA).
- C. Applicable Federal law and regulations regarding contracts, compacts, grants and use of trust funds.

Section 6. Funding Allocations and Justifications

- A. The allocations from all sources of revenues have been proposed as estimates and justified by the Principal Chief for the Executive, the Chief Justice of the Supreme Court for the Judiciary and by the Speaker of the Council for the Legislative Branch.
- B. These proposed allocations for funding are hereby approved and incorporated herein as set forth in the justifications contained in the "Comprehensive Budget Estimates for Fiscal Year 2015" submitted by the Treasurer as revised and approved by the Council of the Cherokee Nation after hearings before the Executive and Finance Committee. The approved allocations from all sources are subject to the availability of funds as projected and estimated.

Section 7. Amounts Authorized and Required Reports to the Council.

- A. The budget authority for the Fiscal Year 2015 operating budget is \$611,661,823. The Executive, Judicial and Legislative Branches are authorized to expend such funds as set forth in the justifications subject to the continued availability of revenues.
- B. The Executive Branch shall provide monthly and annual financial reports in compliance with the Cherokee Constitution and laws and as the Tribal Council directs.

- C. Budget authority is also provided for financial obligations associated with debt service that are not shown as expenses in the Budget Justifications. Total budget authority is set forth and documented in the Principal Chief's budget estimates—incorporated herein, as revised by the Tribal Council through budget hearings and attached as "Exhibit – A" incorporated herein. Authority to expend grant funds as a result of future awards during FY2015 is authorized, provided that budget amendments adding new accounting units or adjustments to existing accounting units incorporated in the Comprehensive Budget for FY2015 are submitted to the Council within thirty days of the receipts of any such award or notice of funding adjustment.
- D. Indirect cost pool expenditures are limited to a rate negotiated with the U.S. Department of the Interior, Interior Business Center.
- E. The Tribal Council hereby gives authority to the Treasurer to request to re-appropriate any and all necessary unencumbered Fiscal Year 2014 appropriated fund balances and unexpended encumbrances of the Fiscal Year 2014 Operating Budget.

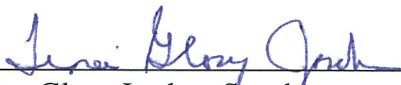
Section 8 Severability

The provisions of this act are severable and if any part or provision hereof shall be held void the decision of the court so holding shall not affect or impair any of the remaining parts or provisions of this act.

Section (code section) 8. Emergency declared


It being immediately necessary for the welfare of the Cherokee Nation, the Council hereby declares that an emergency exists, by reason whereof this act shall take effect and be in full force after its passage and approval.

Enacted by the Council of the Cherokee Nation on the 28th day of August, 2014.



Tina Glory Jordan, Speaker
Council of the Cherokee Nation

ATTEST:




Jodie Fishinhawk, Secretary
Council of the Cherokee Nation

Approved and signed by the Principal Chief this 28th day of August, 2014.



Bill John Baker, Principal Chief
Cherokee Nation

ATTEST:



Chuck Hoskin, Jr., Secretary of State
Cherokee Nation

YEAS AND NAYS AS RECORDED:

Tina Glory Jordan	<u>Yea</u>	Harley Buzzard	<u>Yea</u>
Joe Byrd	<u>Yea</u>	Victoria Vazquez	<u>Yea</u>
David Walkingstick	<u>Yea</u>	Dick Lay	<u>Yea</u>
Don Garvin	<u>Yea</u>	Cara Cowan Watts	<u>Yea</u>
David W. Thornton, Sr.	<u>Yea</u>	Lee Keener	<u>Yea</u>
Janelle Fullbright	<u>Yea</u>	Janees Taylor	<u>Yea</u>
Frankie Hargis	<u>Yea</u>	Jack Baker	<u>Yea</u>
Jodie Fishinghawk	<u>Yea</u>	Julia Coates	<u>Absent</u>
Curtis Snell	<u>Yea</u>		

**CHEROKEE NATION
FY2015 BUDGET
ADJUSTMENTS TO PROPOSAL**

Exhibit - A

Adjustments derived from Legislative Review Hearings:

#	Program	Group	Funding Src	AU	Impact of adjustments to:		Net
					Sources	Uses	
Proposed Budget - From Administration							
1.	Tax Commission - Revenue & Taxation	Tax Commission	General Fund	1011010	\$ 732,619,632	\$ 732,352,844	\$ 266,788
2.	Gen Fund Ops	Financial Resources	General Fund	1010280		1,021,175	(1,021,175)
3.	Environmental Protection Commission	EPC	General Fund	1011060	15,506	(3,036,169)	3,051,675
4.	OAG	Office of the Attorney General	General Fund	1010100		50,000	(50,000)
5.	OAG IDC	Office of the Attorney General	IDC	2041025		50,000	(50,000)
6.	Contributions & Donations	Office of the Chief	General Fund	1010042		890,000	(890,000)
7.	Human Services Emergency Assistance	Human Services	General Fund	1010461		75,000	(75,000)
8.	Adult Language Program	Community Services	General Fund	1010580		60,000	(60,000)
9.	Land Development Land Ops	Management Resources	General Fund	1012350		75,000	(75,000)
10.	Land Development Land Ops	Management Resources	General Fund	1012350		175,000	(175,000)
11.	Gaming Commission	Gaming Commission	General Fund	1011040	(951,590)		-
12.	Community Youth Grant	Human Services	General Fund	1010248		175,000	(175,000)
13.	CN Holiday	Commerce Services	General Fund	1013000		5,000	(5,000)
14.	Tribal Summer Youth	Career Services	General Fund	1010533		275,500	(275,500)
15.	Vocational Assistance	Career Services	General Fund	1010569		150,000	(150,000)
16.	National Treasurers	Education Services	General Fund	1010191		50,000	(50,000)
17.	Get Out the Vote	Office of the Chief	MVT	1050041	(100,000)		-
18.	Cash Reserve	Financial Resources	General Fund	1010300	(15,506)		-
19.	CN Tax Comm Tag Office	Tax Commission	MVT	1050000		-	-
Total Adjustments to Proposed Budget					\$ (1,051,590)	\$ (1,001,590)	\$ (50,000)
Total FY2015 Budget After Adjustments					\$ 731,568,042	\$ 731,351,254	\$ 216,788

Itemized Adjustments by Funding Sources							
General Fund - Proposed	109,539,685	109,539,685					
Adjustments	(951,590)	(951,590)					
General Fund - Adjusted	108,588,095	108,588,095					
IDC Fund - Proposed	45,215,878	44,949,090	266,788				
Adjustments	-	50,000	(50,000)				
IDC Fund - Adjusted	45,215,878	44,999,090	216,788				
MVT - Proposed	19,970,221	19,970,221					
Adjustments	(100,000)	(100,000)					
MVT - Adjusted	19,870,221	19,870,221					
Total of Adjustments					\$ (951,590)	\$ (901,590)	\$ (50,000)

APPROPRIATION RECONCILIATION:							
Capital Budget - Proposed	119,176,931	119,689,431	(512,500)				
Adjustments	-	-					
Capital Budget - Adjusted	119,176,931	119,689,431	(512,500)				
Operating Budget - Proposed	613,442,701	612,663,413	779,288				
Adjustments	(1,051,590)	(1,001,590)	(50,000)				
Operating Budget - Adjusted	612,391,111	611,661,823	729,288				
Total of Adjustments					\$ (951,590)	\$ (901,590)	\$ (50,000)

Total of Adjustments					\$ (951,590)	\$ (901,590)	\$ (50,000)
-----------------------------	--	--	--	--	---------------------	---------------------	--------------------

**CHEROKEE NATION
FY2015 BUDGET
ADJUSTMENTS TO PROPOSAL**

Exhibit - A

Programs Relocated during Budget Hearings:

#	Program	Group	Funding Src	AU	Impact of adjustments to:		Net	
					Sources	Uses		
1.	Community Technical Assistance	Community Services	General Fund	1010575		(1,214,253)		
2.	Cultural Comm Outreach Admin	Community Services	General Fund	1010576		(335,139)		
3.	Community Cultural Outreach	Community Services	General Fund	1010577		(302,995)		
4.	History Preservation	Community Services	General Fund	1010578		(228,956)		
5.	Jurisdictional Outreach	Community Services	General Fund	1010579		(125,000)		
6.	Adult Language Program	Community Services	General Fund	1010580		(200,000)		
7.	Community Youth Grant	Community Services	General Fund	1010248		(700,000)		
8.	Community Adult Assistance	Community Services	General Fund	1010439		(100,000)		
9.	First Information Center	Community Services	IDC Pool	2041060		(133,021)		
10.	Community Technical Assistance	OPC - SOS	General Fund	1010575		1,214,253		
11.	Cultural Comm Outreach Admin	OPC - SOS	General Fund	1010576		335,139		
12.	Community Cultural Outreach	OPC - SOS	General Fund	1010577		302,995		
13.	History Preservation	OPC - SOS	General Fund	1010578		228,956		
14.	Jurisdictional Outreach	OPC - SOS	General Fund	1010579		125,000		
15.	Adult Language Program	OPC - SOS	General Fund	1010580		200,000		
16.	Community Youth Grant	Human Services	General Fund	1010248		700,000		
17.	Community Adult Assistance	Human Services	General Fund	1010439		100,000		
18.	First Information Center	Human Services	IDC Pool	2041060		133,021		
Total Adjustments to Proposed Budget						\$ -	\$ -	\$ -

BUDGET TYPE
Source/Use

OPERATING
USE

Row Labels	2015 BUDGET	2014 BUDGET
01-TRIBALLY FUNDED	102,421,672	86,761,610
1010000 Principal Chief	614,286	614,286
1010010 Deputy Chief	156,158	156,158
1010020 Inauguration	35,000	-
1010025 Cherokee Sports Teams	50,000	50,000
1010026 County Livestock Auctions	50,000	65,000
1010035 Radio Show	127,805	127,805
1010039 Roads Transit Program	75,000	75,000
1010040 Government Relations	687,554	850,160
1010042 Charitable Contributions	2,017,950	1,115,450
1010046 Cultural Resources	303,119	303,119
1010047 BCC Survivor Fund	9,940	10,200
1010090 Communications	536,537	536,537
1010100 Attorney General	1,264,882	1,215,187
1010110 Litigation	313,046	713,046
1010115 Advocacy Initiative	400,000	400,000
1010116 CN Water Plan	135,000	335,000
1010120 Legislative Initiatives	20,000	20,000
1010145 Meth Initiative	160,463	160,463
1010147 ICW Child Protection	2,300,000	2,300,000
1010151 Marshal Service CNE Contract	891,404	891,404
1010169 Sequoyah Activity Fund	460,000	-
1010177 Concurrent Enrollment	200,000	200,000
1010179 Directed Studies Program	627,621	627,621
1010180 Adult Education	51,813	51,404
1010191 National Treasure Projects	65,000	15,000
1010192 Language Technology	317,507	317,507
1010200 Miss Cherokee Activities	49,710	49,710
1010204 Cherokee Immersion Program	335,222	364,975
1010208 Health Discretionary	200,000	200,000
1010210 Cultural Outreach	500,000	500,000
1010211 Cherokee Charter School	1,991,179	2,366,426
1010215 Cherokee Language Center	167,007	167,007
1010217 Cherokee National Youth Choir	224,766	304,766
1010219 Tribal Nursing Program	275,582	200,582
1010220 CN Historical Society	784,083	784,083
1010221 Public School Outreach	274,697	274,697
1010223 JOM Special Projects	200,000	200,000
1010225 Administration Support	165,596	350,000
1010230 Tribal Youth Council	10,122	10,122
1010240 Trail Of Tears Award	10,400	10,400
1010248 Community Youth Grant Program	700,000	700,000
1010249 Community Recreation Center	880,000	880,000

BUDGET TYPE
Source/Use

OPERATING
USE

Row Labels	2015 BUDGET	2014 BUDGET
1010259 CHS Dentures and Eyeglasses	800,000	800,000
1010264 Contract Health GF	1,900,000	1,900,000
1010270 Treasurer	183,154	183,154
1010274 Secretary of Natural Resources	175,156	175,156
1010275 Secretary of State	439,717	352,963
1010277 Special Projts Culture History	-	49,456
1010278 Heart of a Nation	11,015	11,015
1010280 General Fund Operations	22,267,707	9,589,352
1010300 Cash Reserve Fund	5,083,854	4,474,720
1010310 Indirect Cost Shortfall	600,000	400,000
1010315 Cash Match For Grants	2,700,072	1,970,572
1010360 Tribal Election Fund	1,296,431	959,955
1010370 Burial Assistance	178,000	178,000
1010380 Office Of Veterans Affairs	315,837	315,837
1010390 Special Projects	90,801	90,801
1010420 Commerce Exec Director GF	63,117	63,118
1010425 Community Tourism	279,484	299,164
1010429 CN Cemeteries Preservation	100,570	-
1010430 Self Help Emergency Assist Prg	350,000	400,000
1010431 Individual Water and Sewer	600,000	600,000
1010432 Community Water and Sewer	1,316,452	1,416,452
1010438 CNE Inspections	50,000	50,000
1010439 Community Adult Assistance	100,000	100,000
1010450 Senior Nutrition Sites	349,211	349,212
1010451 Community Family Advocates	305,076	305,076
1010452 Elders In Need	620,000	620,000
1010453 Heating Stove AC Blanket Assis	20,000	20,000
1010456 Cherokee Kids	60,000	60,000
1010458 Clothing For Kids	900,000	900,000
1010460 Emergency Assistance Program	157,750	157,750
1010461 Human Services Emergency Asst	150,000	-
1010465 Rural Fire Stations	455,000	455,000
1010480 Employee Performance Incentive	395,530	300,132
1010520 Emergency Management	136,405	136,405
1010522 Emer Mgmt Disaster Fund	78,538	78,538
1010533 Tribal Summer Youth	1,042,925	942,925
1010537 One Stop Business Center	159,069	159,070
1010543 CN Communities At Large	70,000	70,000
1010550 School Health Leadership	-	300,000
1010555 Cherokee Day Training Program	2,936,064	2,855,564
1010556 Cherokee Translators	452,233	452,233
1010563 Economic Development	650,000	1,236,005
1010567 Vocational Work Preparation	205,604	205,604

BUDGET TYPE
Source/Use

OPERATING
USE

Row Labels	2015 BUDGET	2014 BUDGET
1010569 Vocational Assistance	500,000	500,000
1010571 CWY Translators	104,000	104,000
1010573 Coming Home Reentry	20,000	20,000
1010574 Citizens Acces To Transparency	800,000	150,000
1010575 Community Technical Assistance	1,214,253	1,143,197
1010576 Cultural Comm Outreach Admin	335,139	335,139
1010577 Community Cultural Outreach	302,995	302,995
1010578 History Preservation	228,956	350,012
1010579 Jurisdictional Outreach	125,000	150,000
1010580 Adult Language Program	200,000	-
1010693 Head Start After School Prgm	200,000	200,000
1010696 Head Start Supplemental	400,000	400,000
1010700 Tribal Council	2,084,130	2,069,130
1010800 Supreme Court	456,936	455,037
1010801 Juvenile Healing Wellness Pgm	138,852	138,852
1010805 District Court GF	452,073	450,514
1010808 Bright Futures	139,808	139,808
1010810 District CTJuvenile Servs GF	28,785	28,558
1010900 Contract Health Servi Dividend	6,250,000	6,250,000
1011010 Tax Commission	12,660,535	11,727,747
1011015 Substance Abuse Treatment	205,877	235,881
1011040 Gaming Commission	3,843,111	4,645,187
1011060 Envirmntl Protection Commission	307,306	257,306
1011062 Water Planning	109,672	109,672
1011063 NRD Ethnobiology	94,512	94,512
1011070 Cherokee Publications GF	957,932	601,367
1011071 CN Publications Sub Donations	2,000	3,700
1012000 Building Structures Prop Maint	703,981	703,981
1012280 Tribal Rental Units	31,000	25,200
1012290 Tribal Leases Realty	153,000	153,000
1012350 Land Development Land Ops	1,358,718	1,129,000
1012370 Kenwood Lagoon	26,407	26,407
1013000 Cherokee National Holiday	436,842	477,503
1013002 Jr Miss Cherokee Activities	9,205	9,205
1013003 Little Ambassadors	1,299	1,299
1014010 Horton Scholarships for Women	108,000	121,499
1015000 TERO Job Training Programs	696,127	696,127
1015010 GED Testing Fees	22,000	22,000
1016000 One Fire Helping Victims	30,000	37,431
02-MOTOR FUELS TAX	22,773,264	24,242,294
1021000 Motor Fuels Tax	7,949,011	9,948,276
1021010 Motor Fuels Tax Interest	1,500	7,000
1022010 MFT Highways and Bridges Admin	90,910	90,910

BUDGET TYPE

OPERATING

Source/Use

USE

Row Labels	2015 BUDGET	2014 BUDGET
1023030 Minor Emergency Repair	387,735	587,735
1023065 CN Cemeteries Preservation	-	100,570
1024000 MFT Education	214,897	214,897
1024001 MFT Higher Ed Scholarships	11,377,500	10,516,500
1024010 MFT Education Reserve	1,986,571	1,891,266
1024090 Career Tech	225,000	225,000
1024160 Emergency Education Assistance	35,000	35,000
1026000 MFT Law Enforcement	455,141	575,141
1026020 Detention Agreements	49,999	49,999
04-INDIRECT COST POOL	44,999,090	40,712,895
2041000 Chief IDC Fund	400,348	400,348
2041005 Office of Self Governance IDC	343,450	343,450
2041006 Grant Development	483,904	483,904
2041010 Deputy Chief IDC Fund	127,800	127,800
2041020 Tribal Council IDC Fund	1,135,618	1,135,618
2041025 Attorney General IDC Fund	952,320	934,798
2041030 Cherokee Publications IDC	722,434	430,699
2041035 Commerce Exec Director IDC	221,223	221,223
2041040 Management Resources Admin	291,797	291,797
2041041 MRG Planning and Development	627,378	627,378
2041042 Quality Assurance	250,468	250,468
2041045 Evaluation and Compliance	669,600	669,600
2041050 CN Security	667,426	667,426
2041055 Administrative Appeals Board	107,315	89,380
2041060 First Information Center	133,021	133,021
2041065 Communication IDC	512,630	512,630
2041070 Human Resources	2,852,051	2,852,051
2041071 HR Recruitment	200,855	200,855
2041074 Secretary Natural Resource IDC	153,386	153,386
2041090 Registration IDC	1,208,102	1,208,102
2041095 Accounting	4,612,992	4,612,992
2041110 Information Systems IDC	3,457,278	3,457,278
2041113 Health IT	2,315,802	2,315,802
2041115 Network and Internet System	3,551,580	3,551,580
2041120 IS Financial System	2,054,486	2,098,077
2041125 Office of Grant Administration	462,276	462,276
2041130 Facilities Management	231,952	231,952
2041135 Admin Services Transportation	3,590,314	-
2041137 Records Management	284,949	284,949
2041140 Acquisition Management	1,282,013	1,240,464
2041155 Office Services	486,715	486,715
2041160 Office Services Reimbursement	2,615,000	2,615,000
2041165 Geo Data Center IDC	296,606	296,606

BUDGET TYPE

Source/Use

OPERATING

USE

Row Labels	2015 BUDGET	2014 BUDGET
2041170 Support Services	781,569	781,569
2041175 Risk Management	707,973	587,973
2041176 Risk Management Ins Alloc	800,000	800,000
2041177 Emergency Management IDC	113,547	113,547
2041180 Education IDC Fund	719,822	719,822
2041185 Human Services Programs Mgmt	702,081	702,081
2041190 Procurement TERO	279,440	279,440
2041195 Community Development IDC	507,161	507,161
2041210 Health Executive Dir IDC	2,113,534	2,113,534
2041245 Career Services	284,901	303,882
2041246 Environmental Programs Admin	223,472	223,472
2041250 Secretary of State IDC	296,905	192,789
2041255 Administration Support IDC	165,596	-
05-MOTOR VEHICLE TAX	16,513,039	16,691,620
1050000 CN Tax Comm Tag Office	11,499,799	11,499,799
1050041 Discr Get Out The Vote	350,000	450,000
1051000 MVT Public Schools	3,500,000	3,212,451
1051010 MVT SHS	107,044	107,044
1051011 MVT Head Start	82,381	82,381
1051012 MVT Immersion	28,364	28,364
1051020 MVT Public School Coop	360,587	570,159
1052010 MVT Highways Admin	254,864	414,434
1054100 MVT Local Law Enforcement	330,000	326,988
10-ENTERPRISE	2,219,960	2,641,711
4103000 Tsa La Gi Apartments	513,676	513,676
4103900 Title VI Loan Fund	350,000	350,000
4109000 Consumer Loan Fund	26,500	26,431
4109030 Commercial Loan Fund	741,281	1,591,281
4109050 Interm Relending Prog	137,703	137,703
4109095 2013 ICDBG Loan Fund	450,800	22,620
13-INTERNAL LEASE POOL	4,552,592	4,202,608
2131000 Internal Lease Buildings	1,235,914	1,215,410
2132000 Facilities Operations	3,316,678	2,987,198
20-DOI GENERAL	12,040,032	12,830,540
3200000 SHS Education Admin	5,326,547	5,291,027
3200010 SHS Transportation Admin	426,240	550,000
3200020 SHS 21 CCLC	70,055	207,138
3200100 Title I	1,800,000	1,800,000
3200110 SHS Special ED	1,350,000	1,350,000
3200120 Title I 84 358	8,200	4,100
3200130 Title I 84 336	37,200	18,600
3200140 Title VI CC State Assessments	-	18,615
3200150 SHS Com Core Enhancement Funds	-	75,200

BUDGET TYPE

OPERATING

Source/Use

USE

Row Labels	2015 BUDGET	2014 BUDGET
3201000 Sequoyah High Schl Facilities	982,471	1,037,137
3201100 SHS Facilities Projects	1,902,819	1,928,723
3202000 Sequoyah High School Interest	71,500	485,000
3209000 NR Fire	65,000	65,000
22-DOI SELF GOVERNANCE	14,073,669	14,831,975
3221000 SG Real Estate Services	1,215,267	1,215,267
3221050 SG BIA IIM	57,798	57,798
3221060 SG Agriculture	568,792	568,791
3221070 Agriculture Noxious Weed	30,000	45,376
3221080 SG Forest Development	237,846	237,846
3221085 SG Forestry	119,803	119,803
3221100 Marshal Service DOI	1,394,447	1,394,447
3221105 BIA Preparedness	74,697	74,697
3221110 SG Arkansas Riverbed Project	142,468	142,468
3221150 Fee to Trust	208,472	208,472
3221180 Trust Asset Acctng Mgmt System	681,510	1,106,010
3221190 DOI Climate Change	32,500	32,500
3221900 Competitive Projects	152,674	116,000
3222000 SG Higher Ed	762,313	762,313
3222010 SG Early Childhood Development	43,626	43,626
3222020 SG Small Bus Assistance Center	546,982	546,982
3222080 JOM Program	1,757,165	1,757,165
3222160 SG Adult Education	50,847	50,847
3222180 SG Registration	756,965	589,355
3222190 SG Tribal Services	853,010	853,010
3222200 Geo Data Center DOI	122,006	122,006
3222220 SG General Assistance	978,431	978,431
3222230 SG Child Abuse Initiative	24,014	24,014
3222250 SG Self Governance Over Sight	453,706	453,706
3222270 SG Employment Assistance	489,814	489,814
3222280 Employment Assist Client Svcs	168,260	168,260
3222320 047 051 Scholarships	6,200	6,200
3222340 Language Program	562,890	562,890
3222460 Photo ID	70,000	70,000
3222470 SG HIP	-	75,463
3222480 SG Indian Child Welfare	1,018,402	1,018,402
3222490 SG Child Protection Supplement	15,917	15,917
3222500 SG Child Welfare	9,894	9,894
3222540 DOI SG Interest	3,500	10,800
3223030 Vocational Technology	37,496	34,768
3223040 Adult Education	375,957	367,428
3223050 Vocational Ed Scholarships	50,000	50,000
3223070 CN Water Plan	-	310,000

BUDGET TYPE

OPERATING

Source/Use

USE

Row Labels	2015 BUDGET	2014 BUDGET
3225000 Water Planning Grant	-	141,209
23-DOI PL 102-477	17,062,009	17,511,057
3230000 PL 102 477 Child Care	14,264,448	14,723,236
3231000 PL 102 477 Emp and Trng	1,650,356	1,645,616
3232300 PL102 477 Combined Interest	1,147,205	1,142,205
30-IHS DISCRETIONARY	40,000	68,400
3301000 IHS SG Interest Bal Sheet	40,000	68,400
32-IHS SELF GOVERNANCE HEALTH	256,059,209	250,176,241
3322105 Stilwell Revenue	10,126,912	10,001,298
3322205 Sallisaw Revenue	9,133,687	7,933,687
3322305 Jay Revenue	8,340,233	8,005,865
3322405 Salina Revenue	8,438,084	8,442,488
3322505 Nowata Revenue	5,765,768	5,777,259
3322605 Muskogee Revenue	14,146,948	13,871,480
3322705 Bartlesville Revenue	1,492,049	1,542,993
3322805 Vinita Revenue	9,085,670	9,387,798
3322905 Ga Du Gi Revenue	448,400	447,189
3323005 Hastings Revenue	90,694,645	80,901,218
3324000 Behavioral Health	3,835,378	3,539,384
3324010 I Believe	73,315	69,424
3324040 Meth and Suicide Prevention	138,170	184,198
3324050 SANE	178,535	493,084
3324100 Ambulance Service	4,355,620	4,236,706
3324200 Contract Health Service	28,574,126	23,093,891
3324300 Public Health Nursing	1,019,443	981,751
3324400 Dental	15,728,602	15,401,973
3324500 Optometry	2,611,514	2,611,423
3324600 Biomedical Engineering	2,349,478	-
3324700 Clinical Support	1,827,437	2,016,159
3324800 Quality Management	730,426	730,426
3324900 Health Facilities	3,898,244	5,655,925
3325000 MIS	4,220,375	3,951,713
3325100 Billing	2,276,484	2,359,377
3325200 Outpatient Medical Coding	1,855,142	1,799,989
3325300 Finance	1,044,107	761,902
3325400 Health Administration	1,697,413	1,309,416
3325600 Chronic Care Pilot Project	23,186	25,336
3325700 Pharmacy Refill Center	9,751,117	9,669,672
3325800 Compreh Primary Care Init Proj	1,880,000	1,050,000
3329010 Hastings Facility Improvement	-	1,000,000
3329015 Health Art Purchases	118,701	123,217
3329020 Health IT System	3,000,000	13,600,000
3329040 Health M and I Projects	2,200,000	4,200,000

BUDGET TYPE

OPERATING

Source/Use

USE

Row Labels	2015 BUDGET	2014 BUDGET
3329060 Health Clinic Con Debt Service	5,000,000	5,000,000
33-IHS SELF GOVERNANCE TEH	7,634,145	8,342,737
3331000 EHS Administration	2,014,653	2,265,353
3332000 EHS Projects	5,516,065	5,973,957
3333000 Water Sanitation Envir Reviews	88,427	88,427
3334000 Tribal Solid Waste Mgmt	15,000	15,000
34-IHS SELF GOVERNANCE OFFICE	322,788	322,788
3342000 Office of Self Governance	205,334	205,334
3347000 Geo Data Center SG DHHS	117,454	117,454
40-DHHS GENERAL	35,894,674	39,734,230
3401000 Headstart Administration	256,390	256,390
3401010 Headstart Centers	5,696,825	5,761,737
3401060 Headstart Training and T A	58,252	58,252
3401100 Family Preservation Support	2,841,788	2,396,663
3401200 Runaway Youth	70,000	70,000
3401300 Family Violence	962,345	962,345
3401310 Family Violence Youth Services	412,434	412,434
3401400 Child and Family Services	1,429,696	1,546,667
3401600 AOA Title VI	177,704	331,619
3401700 LIHEAP	1,259,372	1,260,398
3401710 LIHEAP Administration	139,930	139,930
3401800 Elderly Care Giver	64,644	122,555
3402010 Early Headstart All Centers	3,102,473	3,142,715
3402020 Early Headstart T and T Assist	61,743	61,743
3402100 CDC BreastandCervical Cancer	1,118,154	2,239,233
3402110 Comprehensive Cancer Control	255,090	260,425
3402200 Cancer Tumor Registry Grant	125,497	95,824
3402500 Substance Abuse	2,203,417	1,679,370
3402510 Jack Brown Center Revenue	-	1,200,000
3402600 Diabetes Grant	3,983,871	4,671,917
3402610 Diabetes Grant Health Ed	1,006,397	1,117,023
3402630 Diabetes Grant Stilwell	236,519	286,670
3402640 Diabetes Grant Sallisaw	193,319	244,246
3402650 Diabetes Grant Jay	181,750	223,152
3402660 Diabetes Grant Salina	173,420	237,534
3402670 Diabetes Grant Nowata	114,179	184,791
3402680 Diabetes Grant Muskogee	186,241	254,098
3402685 Diabetes Grant Vinita	60,449	85,913
3403300 Cash In Lieu	42,113	90,739
3404100 Diabetes Special Grant	397,000	499,549
3404700 LIHEAP Leveraging	55,942	55,942
3404800 Strengthen Public Health	787,858	1,098,301
3404900 AIDS Education Training Center	-	50,000

BUDGET TYPE

OPERATING

Source/Use

USE

Row Labels	2015 BUDGET	2014 BUDGET
3405100 Child Support Enforcement	2,583,234	2,569,468
3405200 CSBG	306,434	306,434
3406400 Healthy Nation Foods Project	-	100,000
3406700 Tribal Tobacco Control Program	200,000	228,719
3406800 SHS IDA Program	65,000	65,000
3406900 NARCH6 Admin	92,000	86,697
3406910 NARCH6 James	264,000	264,000
3406920 NARCH6 West	50,000	50,000
3406930 NARCH6 - Jelley	145,000	132,862
3407600 Comprehensive Cancer Control	161,824	153,249
3407700 Documentation and Coding Impro	-	112,354
3407800 Seeking Hope Youth Suicide	569,821	451,620
3407900 PREP	308,177	308,177
3408200 Prevention Trial in CN	124,236	167,171
3408300 CTG for Small Communities	-	238,082
3408400 CN Home Visiting Program	550,011	550,011
3408500 Link Act Unmet Need Child Heal	839,650	839,650
3408600 SOC Safeguarding the Future	1,333,334	1,333,334
3408700 Kawi Cafe	213,375	238,265
3408800 ANA CLANNS	354,639	359,596
3408890 Emergency Preparedness	-	8,900
3408900 UCD Trauma Screening Project	79,127	72,466
45-USDA	17,847,381	19,256,982
3453451 Food Distribution Other	7,773,033	7,773,033
3453452 Food Dist Certification	1,109,869	1,109,869
3453453 Food Dist Nutr Ed	122,183	122,183
3453454 Food Whse	1,376,766	1,376,766
3453500 WIC Aministration	1,541,706	1,646,988
3453502 WIC Nutrition Ed	500,000	503,939
3453503 WIC Breastfeeding	120,000	120,945
3453504 WIC Operational Adj	448,513	448,513
3453505 WIC Food	4,113,649	4,113,649
3453510 BF Peer Counseling	79,228	79,228
3453540 Summer EBT for Children	8,000	81,630
3453550 Summer EBT Food	-	816,300
3454000 TERO USDA Forestry	-	144,864
3454100 Wildlife Habitat Incentive Prg	1,836	3,444
3454300 Rural Business Opportunity Grt	-	5,645
3454400 Arts Center RBEG	652,598	157,388
3454500 RBEG Micro Lending	-	752,598
50-DEPT OF EDUCATION	1,206,971	1,407,498
3504000 SHS Cultural Enrichment Post	65,000	134,004
3506000 NACTEP Post	470,425	470,425

BUDGET TYPE

OPERATING

Source/Use

USE

Row Labels	2015 BUDGET	2014 BUDGET
3507000 Vocational Rehab Service	671,546	803,069
55/56-HUD	42,258,209	48,227,721
3551100 Congregate Housing	74,635	74,635
3551650 ICDBG Public Services Youth	-	125,804
3552500 Cherokee Creativity Center	131,585	156,440
3552550 Collinsville Food Distribution	-	51,983
3552600 ICDBG Retail Incubator	717,141	717,141
3564020 Site Development	50,000	543,675
3564021 Replacement Homes	-	2,567,645
3564044 Housing Rehabilitation	-	1,650,037
3564058 Home Energy Audits	201,495	199,903
3564075 Housing Management	87,415	87,415
3566000 Modernization	3,750,000	3,750,000
3566001 Modernization Homeownership	1,000,000	1,000,000
3566002 Modernization HADT	400,000	656,197
3566003 Operating Subsidy	3,000,000	3,000,000
3566004 Operating Subsidy HADT	-	315,000
3566021 Replacement Homes	1,361,250	1,361,250
3566029 Mortgage Assistance	3,825,000	3,825,000
3566031 Mortgage Assistance IDA	765,000	-
3566043 ERV and Repairs	-	171,345
3566044 Housing Rehabilitation	8,388,131	8,388,131
3566048 Comm Svc Youth Development	262,729	262,729
3566049 Self Sufficiency Counseling	698,291	691,583
3566051 Career Services Resident Svc	485,478	485,478
3566053 Learning Village NSU	602,123	602,123
3566055 Temporary Rental Assistance	500,000	500,000
3566056 Resident Adult Services	316,635	434,074
3566059 Northern Area Housing Office	69,314	68,766
3566060 Transitional Emergency Housing	1,188,522	1,338,522
3566063 Human Services Resident Svc	472,818	472,818
3566066 Families First	185,606	184,010
3566067 Resident Services HADT	-	79,567
3566069 IDA IHP	527,341	523,173
3566072 Mortgage Assistance Program	735,745	729,930
3566073 Rental Assistance Program	901,600	901,600
3566074 Housing Management HADT	-	160,000
3566075 Housing Management	3,012,585	3,012,585
3566076 Rental Assistance	4,000,000	4,000,000
3566077 Title VI Debt Subsidy	500,000	1,000,000
3566078 Realty Services	42,426	42,425
3566081 Marshal Service	1,359,074	1,359,074
3566090 NAHASDA Regulatory Compliance	228,460	228,460

BUDGET TYPE

OPERATING

Source/Use

USE

Row Labels	2015 BUDGET	2014 BUDGET
3566091 Regulatory Compliance HADT	22,846	22,846
3566092 Planning Administration HADT	-	100,000
3566093 Housing Policy Office	230,280	228,460
3566095 Environmental Reviews	783,713	776,926
3566098 HACN Administration	1,380,971	1,380,971
6X-EPA	1,716,670	1,920,581
3612110 Leakg Underground Storage Tank	10,000	10,000
3622170 ITEC UST Systems Develop	-	7,765
3622195 Clean Air Monitoring	434,584	465,941
3622240 Hulbert Sewer Rehab	-	135,856
3622265 Clean Water 106	189,474	169,474
3622370 Superfund	125,001	110,957
3622410 Atmospheric Mercury Monitor Sv	45,000	59,011
3622415 GAP 2011	327,000	354,672
3622425 Brownfield Tribal Response Pgm	-	21,108
3622435 Lead Based Paint Program	67,000	69,000
3622440 ITEC Tribal Pesticides	53,611	50,500
3622445 Information Exchange Network	115,000	60,529
3622450 GAP Solid Waste 2013	-	55,768
3622455 2014 UST	150,000	150,000
3622460 2014 Brownfield Tribal Res Prg	200,000	200,000
70-DEPT OF LABOR	6,249,663	6,926,722
3701400 TLJC Operations	5,618,204	5,618,204
3701500 TLJC Capital Projects	-	258,019
3701600 TLJC OACTS	631,459	628,905
3701900 Job Driven NEG LTU	-	421,594
75-FEDERAL OTHER	1,156,916	2,848,550
3751100 TERO Sum	26,000	49,102
3752720 Juvenile Drug Courts	-	137,556
3753207 CDFI Fund	-	750,000
3753400 FEMA Disaster Relief	25,000	25,000
3754400 Violence Against Women	-	115,632
3754500 RTRCE	-	116,478
3754800 CWY Tone and Vowel Research	-	13,509
3755000 Walking On	-	64,475
3755100 COPS Meth Research Initiative	43,096	92,771
3755200 FEMA Tribal Homeland Security	233,437	233,437
3755300 Bright Futures Youth Program	165,640	165,640
3755500 TRGP COPS Equipment	325,265	629,975
3755600 TRGP Equipment	127,172	294,277
3755700 TRGP Hiring	211,306	160,698
80-STATE OF OKLAHOMA	1,151,996	1,182,118
3801010 Youth Services Shelter Program	252,844	252,844

BUDGET TYPE

OPERATING

Source/Use

USE

Row Labels	2015 BUDGET	2014 BUDGET
3801020 Youth Services Comm Based Prog	28,207	28,207
3801110 OAG VOCA	36,881	41,593
3801310 Resource and Referral DHS	149,421	149,421
3802100 Job Placement Services	55,000	55,000
3802200 Regional Art Network	3,380	-
3802300 MPOWER OSDH	150,000	144,518
3802400 Cherokee Charter School	252,000	248,123
3802500 Strategic Prevention Framework	95,630	95,630
3802510 Prevention Resource Center	128,633	166,782
85-PRIVATE	592,632	624,335
3851820 FNDI Matching Fund	28,428	28,203
3852500 Community Action Project	353,240	353,240
3852900 Citizens Corp CITGO Assist Prg	109,407	115,618
3852910 Citizens Corp CITGO Asst Admin	9,774	9,774
3853600 State Epidemiological Outcomes	71,783	75,000
3853700 Charter School Playground	-	5,000
3853800 QIP for STD HIV Prevention	5,000	5,000
3853900 Immersion Fit for Life	-	500
3854000 Vinita Dental Promo Prev Proj	-	2,000
3854100 STS Date But Wait	15,000	30,000
90-OTHER	214,942	216,471
3901810 JOM Conf Special Registr	41,350	42,917
3902010 ICW Angels of the Cherokee	67,000	67,000
3903010 Cherokee Home Mortgage Prg	66,592	66,554
3903310 Tribal Judgment Funds	20,000	20,000
3903410 Tribal Trusts	20,000	20,000
95-PERMANENT FUNDS	10,300	10,530
5951010 Sequoyah Endowment	10,000	10,000
5951110 Gammon Education Trust	300	530
97-DEBT SERVICE	2,650,000	2,650,000
8971000 Health Construct Debt Service	2,650,000	2,650,000
Grand Total	611,661,823	604,342,214

Operating budget uses per legislative act	611,661,823
- AU 1010300 uses	5,083,854
- In-kind contribution uses	3,646,536
- Transfers	26,711,205
= Basis	576,220,228
* 1.75%	0.0175
= Cash Reserve amount	10,083,854
- \$5 million line of credit	5,000,000
= Cash Reserve in AU 1010300	5,083,854
Adjustment needed	-