

An Act

Legislative Act: 23-16

AN ACT AUTHORIZING AND APPROVING THE FISCAL YEAR 2017 OPERATING BUDGET; AND DECLARING AN EMERGENCY

BE IT ENACTED BY THE COUNCIL OF THE CHEROKEE NATION:

Section 1. Title and Codification

This act shall be titled and codified as “The Comprehensive Operating Budget for Fiscal Year 2017”.

Section 2. Purpose: To comply with the Constitution and laws of the Cherokee Nation, to authorize funding for governmental operations and to provide full disclosure of finances, expenditures and revenues.

- A. The purpose of this enactment is intended to review, authorize, approve and ratify appropriations and planned expenditures from all sources in compliance with the specific laws governing appropriations (62 CNCA 31 & 32).
- B. The use of such funds shall be subject to public disclosure.
- C. The funding sources are to provide budget authority for expenditures of the Cherokee Nation’s Executive, Judicial and Legislative Departments (Branches), including any authorized Commissions, Boards, Authorities and Enterprises operated by the Nation.
- D. The funding sources include funds from compacts, grants, contracts, miscellaneous sources and contributions, dividends, revenues of enterprises, taxes, special and general fund sources, indirect costs or trust funds.
- E. This enactment shall govern the proper use of all funds during the course of business for Fiscal Year 2017. No other expenditure or use is authorized except as provided herein or as provided by subsequent amendments to this authorization, with only exception to the “Cherokee Nation Capital Appropriations Bill of Fiscal Year 2017”.

Section 3. Policy of Accountability:

- A. All funds under the care of the Cherokee Nation shall only be expended as authorized by this enactment unless amended.
- B. Any official who intentionally and willfully misuses, misapplies, diverts or embezzles the application or use of any public funds entrusted to the care of the Cherokee Nation from any sources may be prosecuted according to applicable criminal statutes.

- C. The enactment of this Act or any part thereof, does not ratify, condone or legalize any prior expenditure which may be incurred contrary to Cherokee law. Any unauthorized expenditures, misappropriations, or other illegal acts involving the finances of the Cherokee Nation or any of its subsidiaries may be prosecuted under applicable law or other appropriate administrative or legal remedies.

Section 4. Legislative History

- A. The Constitution and laws (Title 62 of the Cherokee Nation Code) provides the requirements for appropriations, review and authorization for the use of all funds.
- B. The budget estimates of revenues and expenditures for Fiscal Year 2017 to document funding availability and provide justifications for expenditures are incorporated herein.
- C. All previous resolutions, statutes and relevant Court Decisions as may be applicable are acknowledged.

Section 5. Legal Authorities Governing the Use of Funds.

- A. The Constitution of the Cherokee Nation.
- B. Applicable Cherokee Nation Statutes and the Cherokee Nation Code Annotated (CNCA).
- C. Applicable Federal law and regulations regarding contracts, compacts, grants and use of trust funds.

Section 6. Funding Allocations and Justifications

- A. The allocations from all sources of revenues have been proposed as estimates and justified by the Principal Chief for the Executive, the Chief Justice of the Supreme Court for the Judiciary and by the Speaker of the Council for the Legislative Branch.
- B. These proposed allocations for funding are hereby approved and incorporated herein as set forth in the justifications contained in the “Comprehensive Budget Estimates for Fiscal Year 2017” submitted by the Treasurer as revised and approved by the Council of the Cherokee Nation after hearings before the Executive and Finance Committee. The approved allocations from all sources are subject to the availability of funds as projected and estimated.

Section 7. Amounts Authorized and Required Reports to the Council.

- A. The budget authority for the Fiscal Year 2017 operating budget is \$656,464,608. The Executive, Judicial and Legislative Branches are authorized to expend such funds as set forth in the justifications subject to the continued availability of revenues.
- B. The Executive Branch shall provide monthly and annual financial reports in compliance with the Cherokee Constitution and laws and as the Tribal Council directs.

- C. Budget authority is also provided for financial obligations associated with debt service that are not shown as expenses in the Budget Justifications. Total budget authority is set forth and documented in the Principal Chief's budget estimates—incorporated herein, as revised by the Tribal Council through budget hearings and attached as “Exhibit – A” incorporated herein. Authority to expend grant funds as a result of future awards during Fiscal Year 2017 is authorized, provided that budget amendments adding new accounting units or adjustments to existing accounting units incorporated in the Comprehensive Budget for Fiscal Year 2017 are submitted to the Council within thirty days of the receipts of any such award or notice of funding adjustment.
- D. Indirect cost pool expenditures are limited to a rate negotiated with the U.S. Department of the Interior, Interior Business Center.
- E. The Tribal Council hereby gives authority to the Treasurer to request to re-appropriate any and all necessary unencumbered Fiscal Year 2016 appropriated fund balances and unexpended encumbrances of the Fiscal Year 2016 Operating Budget.


Section 8 Severability

The provisions of this act are severable and if any part or provision hereof shall be held void the decision of the court so holding shall not affect or impair any of the remaining parts or provisions of this act.


Section (code section) 8. Emergency declared

It being immediately necessary for the welfare of the Cherokee Nation, the Council hereby declares that an emergency exists, by reason whereof this act shall take effect and be in full force after its passage and approval.


Enacted by the Council of the Cherokee Nation on the 12th day of September, 2016.


Joe Byrd, Speaker
Council of the Cherokee Nation

ATTEST:


Frankie Hargis, Secretary
Council of the Cherokee Nation

Approved and signed by the Principal Chief this 14 day of September, 2016.



Bill John Baker, Principal Chief
Cherokee Nation

ATTEST:



Chuck Hoskin, Jr., Secretary of State
Cherokee Nation

YEAS AND NAYS AS RECORDED:

Rex Jordan	<u>Absent</u>	Harley Buzzard	<u>Absent</u>
Joe Byrd	<u>Yea</u>	Victoria Vazquez	<u>Yea</u>
David Walkingstick	<u>Yea</u>	Dick Lay	<u>Yea</u>
Don Garvin	<u>Yea</u>	Buel Anglen	<u>Yea</u>
David W. Thornton, Sr.	<u>Yea</u>	Keith Austin	<u>Yea</u>
Bryan Warner	<u>Yea</u>	Janees Taylor	<u>Yea</u>
Frankie Hargis	<u>Yea</u>	Jack Baker	<u>Yea</u>
Shawn Crittenden	<u>Nay</u>	Wanda Hatfield	<u>Yea</u>
Curtis Snell	<u>Yea</u>		

**CHEROKEE NATION
FY2017 BUDGET
ADJUSTMENTS TO PROPOSAL**

Exhibit - A

Adjustments derived from Legislative Review Hearings:

#	Program	Group	Funding Src	AU	Impact of adjustments to:			Net
					Sources	Uses		
Proposed Budget - From Administration					\$ 934,061,531	\$ 934,061,531	\$	-
1.	General Fund Ops	Financial Resources	General Fund	1010280	157,713	-	157,713	transfer in from Capital Projects Fund for increases
2.	General Fund Ops	Financial Resources	General Fund	1010280	(2,713)	-	(2,713)	Reduction in carryover for Cash Reserve adjustment
3.	Contributions & Donations	Office of the Principal Chief	General Fund	1010042	-	30,000	(30,000)	donation to CNF for at large scholarships
4.	Contributions & Donations	Office of the Principal Chief	General Fund	1010042	-	(10,000)	10,000	remove funding for Will Rogers Park Restoration
5.	Contributions & Donations	Office of the Principal Chief	General Fund	1010042	-	10,000	(10,000)	add funding for J.M Davis Gun Museum
6.	Tribal Complex Construction	Management Resources	Capital Projects	7965500	-	157,713	(157,713)	transfer out to General Fund for program changes
7.	Tribal Complex Construction	Management Resources	Capital Projects	7965500	-	(157,713)	157,713	reduction in expenses due to transfer out to GF
8.	Cash Reserve	Financial Resources	General Fund	1010300	2,713	(200,000)	200,000	adjustment of cash reserve to 1.75% of operating budget
9.	Housing Accessibility	Human Services	General Fund	1010440	-	325,000	(325,000)	moving program from Human Services to Administration
10.	Housing Accessibility	Office of the Principal Chief	General Fund	1010440	-	325,000	(325,000)	reprogramming of funds for pilot project and changing Department responsible
Total Adjustments to Proposed Budget					\$ 157,713	\$ 157,713	\$ -	
Total FY2017 Budget After Adjustments					\$ 934,219,244	\$ 934,219,244	\$ -	

Itemized Adjustments by Funding Sources

General Fund - P Proposed	93,551,311	93,551,311	-
Adjustments	157,713	157,713	-
General Fund - Adjusted	93,709,024	93,709,024	-
Capital Projects Fund - Proposed	180,223,678	180,223,678	-
Adjustments	-	-	-
Capital Projects Fund - Adjusted	180,223,678	180,223,678	-

Total of Adjustments

\$ 157,713	\$ 157,713	\$ -
-------------------	-------------------	-------------

APPROPRIATION RECONCILIATION:

Capital Budget - Proposed	277,754,636	277,754,636	-
Adjustments	-	-	-
Capital Budget - Adjusted	277,754,636	277,754,636	-
Operating Budget - Proposed	656,306,895	656,306,895	-
Adjustments	157,713	157,713	-
Operating Budget - Adjusted	656,464,608	656,464,608	-

\$ 934,219,244	\$ 934,219,244	\$ -
-----------------------	-----------------------	-------------

Cherokee Nation
FY 2017 Comprehensive Budget
Operating Budget

BUDGET TYPE	OPERATING
SOURCE/USE	USE

Row Labels	2017 BUDGET	2016 BUDGET	Increase / Decrease
01-TRIBALLY FUNDED	88,097,841	108,729,027	(20,631,186)
01-OFFICE OF THE CHIEF	7,370,842	7,717,690	(346,848)
1010000 Principal Chief	634,286	614,286	20,000
1010010 Deputy Chief	198,521	196,158	2,363
1010035 Radio Show	127,805	127,805	-
1010040 Government Relations	687,554	687,554	-
1010042 Charitable Contributions	1,569,950	1,387,950	182,000
1010090 Communications	526,537	526,537	-
1010275 Secretary of State	489,717	439,717	50,000
1010429 CN Cemeteries Preservation	100,570	100,570	-
1010543 CN Communities At Large	45,000	45,000	-
1010574 Citizens Acces To Transparency	60,000	750,000	(690,000)
1010575 Community Technical Assistance	1,237,373	1,286,314	(48,941)
1010576 Cultural Comm Outreach Admin	358,259	335,139	23,120
1010577 Community Cultural Outreach	431,609	408,489	23,120
1010578 History Preservation	145,346	169,961	(24,615)
1010579 Jurisdictional Outreach	163,215	163,215	-
1010580 Adult Language Program	595,100	478,995	116,105
02-TRIBAL COUNCIL	2,229,130	2,229,130	-
1010025 Cherokee Sports Teams	70,000	70,000	-
1010026 Cherokee Livestock Auctions	75,000	75,000	-
1010700 Tribal Council	2,084,130	2,084,130	-
03-SUPREME COURT	936,723	949,225	(12,502)
1010800 Supreme Court	456,900	468,900	(12,000)
1010805 District Court GF	451,860	451,860	-
1010810 District CTJuvenile Servs GF	27,963	28,465	(502)
05-OFFICE OF ATTORNEY GENERAL	2,208,907	2,210,807	(1,900)
1010100 Attorney General	1,340,861	1,342,761	(1,900)
1010110 Litigation	613,046	613,046	-
1010112 Judgement Fund	100,000	100,000	-
1010116 CN Water Plan	135,000	135,000	-
1010120 Legislative Initiatives	20,000	20,000	-
06-EDUCATION SERVICES	7,417,301	7,608,529	(191,228)
1010046 Cultural Resources	303,119	318,412	(15,293)
1010169 Sequoyah Activity Fund	460,000	460,000	-
1010177 Concurrent Enrollment	200,000	350,000	(150,000)
1010179 Directed Studies Program	550,000	550,000	-
1010191 National Treasure Projects		65,000	(65,000)
1010192 Language Technology	317,507	317,507	-
1010193 Archery Program	30,000		30,000
1010194 Education Outreach	30,000		30,000
1010200 Miss Cherokee Activities	49,710	49,710	-
1010204 Cherokee Immersion Program	290,000	310,000	(20,000)
1010210 Cultural Outreach	500,000	500,000	-

Cherokee Nation
FY 2017 Comprehensive Budget
Operating Budget

BUDGET TYPE	OPERATING
SOURCE/USE	USE

Row Labels	2017 BUDGET	2016 BUDGET	Increase / Decrease
1010211 Cherokee Charter School	1,883,156	1,863,156	20,000
1010215 Cherokee Language Center	167,001	167,001	-
1010217 Cherokee National Youth Choir	180,000	180,000	-
1010220 CN Historical Society	784,083	784,083	-
1010221 Public School Outreach	250,000	250,000	-
1010223 JOM Special Projects	200,000	200,000	-
1010230 Tribal Youth Council	15,122	30,132	(15,010)
1010240 Trail Of Tears Award	10,400	10,400	-
1010556 Cherokee Translators	429,733	429,733	-
1010571 CWY Translators	75,000	75,000	-
1010693 Head Start After School Prgm	200,000	200,000	-
1010696 Head Start Supplemental	429,724	429,724	-
1013002 Jr Miss Cherokee Activities	11,205	11,205	-
1013003 Little Ambassadors	1,541	1,541	-
1014010 Horton Scholarships for Women	50,000	55,925	(5,925)
07-HEALTH SERVICES	7,851,188	10,462,556	(2,611,368)
1010047 BCC Survivor Fund	5,226	5,912	(686)
1010208 Health Discretionary	100,000	100,000	-
1010249 Community Recreation Center	880,000	880,000	-
1010278 Heart of a Nation	53,962	26,577	27,385
1010460 Emergency Assistance Program	52,000	52,000	-
1010900 Contract Health Servi Dividend	6,500,000	8,851,676	(2,351,676)
1011015 Substance Abuse Treatment	260,000	546,391	(286,391)
08-FINANCIAL RESOURCES	20,931,978	36,263,930	(15,331,952)
1010080 Grant Development For CNB	100,000	100,000	-
1010270 Treasurer	198,154	183,154	15,000
1010280 General Fund Operations	10,692,096	17,340,914	(6,648,818)
1010296 Unappropriated Reserve		9,110,238	(9,110,238)
1010300 Cash Reserve Fund	5,892,887	5,480,783	412,104
1010310 Indirect Cost Shortfall	600,000	600,000	-
1010315 Cash Match For Grants	2,686,072	2,686,072	-
1010480 Employee Performance Incentive	762,769	762,769	-
09-COMMUNITY SERVICES	2,539,712	2,768,292	(228,580)
1010039 Roads Transit Program	75,000	110,000	(35,000)
1010431 Individual Water and Sewer	600,000	555,397	44,603
1010432 Community Water and Sewer	1,329,105	1,571,488	(242,383)
1010438 CNE Inspections	50,000	50,000	-
1010465 Rural Fire Stations	455,000	455,000	-
1012370 Kenwood Lagoon	30,607	26,407	4,200
11-MANAGEMENT RESOURCES	2,115,011	2,250,474	(135,463)
1010390 Special Projects	253,620	233,620	20,000
1012000 Building Structures Prop Maint	628,889	668,889	(40,000)
1012280 Tribal Rental Units	10,200	31,000	(20,800)
1012290 Tribal Leases Realty	125,000	125,000	-

Cherokee Nation
FY 2017 Comprehensive Budget
Operating Budget

BUDGET TYPE	OPERATING
SOURCE/USE	USE

Row Labels	2017 BUDGET	2016 BUDGET	Increase / Decrease
1012350 Land Development Land Ops	1,097,302	1,191,965	(94,663)
12-COMMERCE SERVICES	1,050,294	1,050,294	-
1010420 Commerce Exec Director GF	63,117	63,117	-
1010422 Jay Sewage System	92,800	92,800	-
1010425 Community Tourism	243,324	243,324	-
1010537 One Stop Business Center	175,019	175,019	-
1013000 Cherokee National Holiday	476,034	476,034	-
13-HUMAN SERVICES	4,049,830	3,670,551	379,279
1010248 Community Youth Grant Program	475,000	475,000	-
1010370 Burial Assistance	178,000	178,000	-
1010380 Office Of Veterans Affairs	358,175	358,175	-
1010439 Community Adult Assistance	130,000	130,000	-
1010440 Housing Accessibility Program	325,000		325,000
1010450 Senior Nutrition Sites	349,211	444,211	(95,000)
1010451 Community Family Advocates	305,076	285,076	20,000
1010452 Elders In Need	750,000	675,000	75,000
1010453 Heating Stove AC Blanket Assis	20,000	20,000	-
1010458 Clothing For Kids	900,000	900,000	-
1010461 Human Services Emergency Asst	175,750	175,750	-
1010809 Remediating Juvenile Truancy	83,618	29,339	54,279
15-MARSHAL SERVICE	1,334,769	1,334,769	-
1010145 Meth Initiative	256,960	256,960	-
1010151 Marshal Service CNE Contract	891,404	891,404	-
1010520 Emergency Management	136,405	136,405	-
1010522 Emer Mgmt Disaster Fund	50,000	50,000	-
17-GAMING COMMISSION	4,647,731	4,470,481	177,250
1011040 Gaming Commission	4,647,731	4,470,481	177,250
19-CAREER SERVICES	6,805,665	7,732,580	(926,915)
1010180 Adult Education	51,813	51,813	-
1010533 Tribal Summer Youth	1,042,925	1,042,925	-
1010555 Cherokee Day Training Program	1,736,064	1,736,064	-
1010563 Economic Development	1,050,145	1,050,145	-
1010569 Vocational Assistance	981,186	981,186	-
1010573 Coming Home Reentry Pilot	113,263	113,263	-
1010581 Career Pathways	220,607	977,184	(756,577)
1015000 TERO Job Training Programs	1,583,000	1,758,000	(175,000)
1015010 GED Testing Fees	26,662	22,000	4,662
20-HACN-HOUSING AUTHORITY CN	315,000	315,000	-
1010430 Self Help Emergency Assist Prg	315,000	315,000	-
23-TAX COMMISSION	11,126,541	12,520,028	(1,393,487)
1011010 Tax Commission	11,126,541	12,520,028	(1,393,487)
24-ELECTION COMMISSION	1,079,908	750,000	329,908
1010360 Tribal Election Fund	1,079,908	750,000	329,908
25-CHEROKEE PUBLICATIONS	595,052	932,432	(337,380)

Cherokee Nation
FY 2017 Comprehensive Budget
Operating Budget

BUDGET TYPE	OPERATING
SOURCE/USE	USE

Row Labels	2017 BUDGET	2016 BUDGET	Increase / Decrease
1011070 Cherokee Publications GF	593,052	930,432	(337,380)
1011071 CN Publications Sub Donations	2,000	2,000	-
26-INDIAN CHILD WELFARE	2,389,999	2,389,999	-
1010147 ICW Child Protection	2,300,000	2,300,000	-
1010456 Cherokee Kids	59,999	59,999	-
1016000 One Fire Helping Victims	30,000	30,000	-
27-SECRETARY OF NATURAL RESOURCES	1,102,260	1,102,260	-
1010225 Administration Support	145,596	145,596	-
1010274 Secretary of Natural Resources	330,136	330,136	-
1011060 Envirmtl Protection Commission	422,344	422,344	-
1011062 Water Planning	109,672	109,672	-
1011063 NRD Ethnobiology	94,512	94,512	-
02-MOTOR FUELS TAX	24,340,446	25,254,446	(914,000)
06-EDUCATION SERVICES	15,181,150	16,095,150	(914,000)
1024000 MFT Education	214,897	214,897	-
1024001 MFT Higher Ed Scholarships	12,944,000	13,858,000	(914,000)
1024010 MFT Education Reserve	1,987,253	1,987,253	-
1024160 Emergency Education Assistance	35,000	35,000	-
08-FINANCIAL RESOURCES	7,950,511	7,950,511	-
1021000 Motor Fuels Tax	7,949,011	7,949,011	-
1021010 Motor Fuels Tax Interest	1,500	1,500	-
09-COMMUNITY SERVICES	90,910	90,910	-
1022010 MFT Highways and Bridges Admin	90,910	90,910	-
15-MARSHAL SERVICE	505,140	505,140	-
1026000 MFT Law Enforcement	455,141	455,141	-
1026020 Detention Agreements	49,999	49,999	-
19-CAREER SERVICES	225,000	225,000	-
1024090 Career Tech	225,000	225,000	-
20-HACN-HOUSING AUTHORITY CN	387,735	387,735	-
1023030 Minor Emergency Repair	387,735	387,735	-
04-INDIRECT COST POOL	46,603,074	46,538,665	64,409
01-OFFICE OF THE CHIEF	1,455,369	1,377,683	77,686
2041000 Chief IDC Fund	420,348	400,348	20,000
2041010 Deputy Chief IDC Fund	175,486	167,800	7,686
2041065 Communication IDC	512,630	512,630	-
2041250 Secretary of State IDC	346,905	296,905	50,000
02-TRIBAL COUNCIL	1,135,618	1,135,618	-
2041020 Tribal Council IDC Fund	1,135,618	1,135,618	-
04-COMMISSIONS/BOARDS	141,032	141,032	-
2041055 Administrative Appeals Board	141,032	141,032	-
05-OFFICE OF ATTORNEY GENERAL	1,037,552	1,037,552	-
2041025 Attorney General IDC Fund	1,037,552	1,037,552	-
06-EDUCATION SERVICES	719,822	719,822	-
2041180 Education IDC Fund	719,822	719,822	-

Cherokee Nation
FY 2017 Comprehensive Budget
Operating Budget

BUDGET TYPE	OPERATING
SOURCE/USE	USE

Row Labels	2017 BUDGET	2016 BUDGET	Increase / Decrease
07-HEALTH SERVICES	4,722,293	4,722,293	-
2041113 Health IT	2,315,802	2,315,802	-
2041210 Health Executive Dir IDC	1,325,842	1,279,763	46,079
2041211 Health Employee Services	681,701	727,780	(46,079)
2041212 Health General Counsel	398,948	398,948	-
08-FINANCIAL RESOURCES	11,976,294	12,114,775	(138,481)
2041006 Grant Development	483,904	483,904	-
2041095 Accounting	5,091,269	5,229,750	(138,481)
2041125 Grants Management	462,276	462,276	-
2041135 Fleet Management	3,590,314	3,590,314	-
2041137 Records Management	284,949	284,949	-
2041140 Acquisition Management	1,282,013	1,282,013	-
2041170 Support Services	781,569	781,569	-
09-COMMUNITY SERVICES	507,161	507,161	-
2041195 Community Development IDC	507,161	507,161	-
10-HUMAN RESOURCES	4,885,747	4,832,032	53,715
2041070 Human Resources	3,101,664	3,047,949	53,715
2041071 HR Recruitment	200,855	200,855	-
2041175 Risk Management	783,228	783,228	-
2041176 Risk Management Ins Alloc	800,000	800,000	-
11-MANAGEMENT RESOURCES	1,360,054	1,360,054	-
2041040 Management Resources Admin	250,256	250,256	-
2041041 MRG Planning and Development	877,846	877,846	-
2041130 Facilities Management	231,952	231,952	-
12-COMMERCE SERVICES	269,890	269,890	-
2041035 Commerce Exec Director IDC	269,890	269,890	-
13-HUMAN SERVICES	835,102	835,102	-
2041060 First Information Center	133,021	133,021	-
2041185 Human Services Programs Mgmt	702,081	702,081	-
14-GOVERNMENT RESOURCES	2,201,152	2,221,152	(20,000)
2041005 Office of Self Governance IDC	343,450	343,450	-
2041045 Evaluation and Compliance	669,600	669,600	-
2041090 Registration IDC	1,188,102	1,208,102	(20,000)
15-MARSHAL SERVICE	840,228	840,228	-
2041050 CN Security	726,681	726,681	-
2041177 Emergency Management IDC	113,547	113,547	-
18-INFORMATION TECHNOLOGY	12,503,128	12,185,059	318,069
2041110 Information Technology IDC	3,772,432	3,457,278	315,154
2041115 Network and Internet System	3,551,580	3,551,580	-
2041120 IT Financial System	2,054,486	2,074,486	(20,000)
2041155 Office Services	509,630	486,715	22,915
2041160 Office Services Reimbursement	2,615,000	2,615,000	-
19-CAREER SERVICES	567,037	567,037	-
2041190 Procurement TERO	279,440	279,440	-

Cherokee Nation
FY 2017 Comprehensive Budget
Operating Budget

BUDGET TYPE	OPERATING
SOURCE/USE	USE

Row Labels	2017 BUDGET	2016 BUDGET	Increase / Decrease
2041245 Career Services	287,597	287,597	-
25-CHEROKEE PUBLICATIONS	418,993	699,934	(280,941)
2041030 Cherokee Publications IDC	418,993	699,934	(280,941)
27-SECRETARY OF NATURAL RESOURCES	1,026,602	972,241	54,361
2041074 Secretary Natural Resource IDC	360,928	306,567	54,361
2041165 Geo Data Center IDC	296,606	296,606	-
2041246 Environmental Programs Admin	223,472	223,472	-
2041255 Administration Support IDC	145,596	145,596	-
05-MOTOR VEHICLE TAX	21,165,065	20,184,096	980,969
01-OFFICE OF THE CHIEF	450,000	400,000	50,000
1050041 Discr Get Out The Vote	450,000	400,000	50,000
02-TRIBAL COUNCIL	535,000	534,078	922
1054100 MVT Local Law Enforcement	535,000	534,078	922
06-EDUCATION SERVICES	5,252,263	5,525,341	(273,078)
1051000 MVT Public Schools	4,529,095	4,497,379	31,716
1051010 MVT SHS	169,620	169,620	-
1051011 MVT Head Start	30,109	30,109	-
1051012 MVT Immersion	31,004	59,202	(28,198)
1051020 MVT Public School Coop	492,435	769,031	(276,596)
09-COMMUNITY SERVICES	420,098	585,195	(165,097)
1052010 MVT Highways Admin	420,098	585,195	(165,097)
23-TAX COMMISSION	13,828,100	12,564,300	1,263,800
1050000 CN Tax Comm Tag Office	13,828,100	12,564,300	1,263,800
27-SECRETARY OF NATURAL RESOURCES	679,604	575,182	104,422
1050051 Hunting and Fishing Licenses	679,604	575,182	104,422
10-ENTERPRISE	4,157,143	3,903,274	253,869
09-COMMUNITY SERVICES	513,676	513,676	-
4103000 Tsa La Gi Apartments	513,676	513,676	-
12-COMMERCE SERVICES	978,566	2,460,876	(1,482,310)
4109000 Consumer Loan Fund	142,922	1,477,060	(1,334,138)
4109030 Commercial Loan Fund	399,800	400,452	(652)
4109050 Interm Relending Prog	101,105	172,210	(71,105)
4109095 2013 ICDBG Loan Fund	334,739	411,154	(76,415)
20-HACN-HOUSING AUTHORITY CN	350,000	350,000	-
4103900 Title VI Loan Fund	350,000	350,000	-
27-SECRETARY OF NATURAL RESOURCES	2,314,901	578,722	1,736,179
4105000 CN Landfill Operations	2,314,901	578,722	1,736,179
13-INTERNAL LEASE POOL	4,617,237	4,552,390	64,847
11-MANAGEMENT RESOURCES	4,617,237	4,552,390	64,847
2131000 Internal Lease Buildings	1,232,544	1,221,143	11,401
2132000 Facilities Operations	3,384,693	3,331,247	53,446
20-DOI GENERAL	10,331,529	13,492,065	(3,160,536)
06-EDUCATION SERVICES	7,674,736	9,297,942	(1,623,206)
3200000 SHS Education Admin	4,378,944	5,162,577	(783,633)

Cherokee Nation
FY 2017 Comprehensive Budget
Operating Budget

BUDGET TYPE	OPERATING
SOURCE/USE	USE

Row Labels	2017 BUDGET	2016 BUDGET	Increase / Decrease
3200010 SHS Transportation Admin	437,700	437,700	-
3200020 SHS 21 CCLC Ttl IVB		142,555	(142,555)
3200100 Title I 84010	1,200,000	1,400,000	(200,000)
3200110 SHS Special ED84027	1,500,000	2,005,000	(505,000)
3200120 Title VIB Rural Schools	6,300	4,100	2,200
3200130 Title IIA Teachr Quality	98,000	95,900	2,100
3200150 SHS Com Core Enhancement Funds	53,000	49,000	4,000
3202000 Sequoyah High School Interest	792	1,110	(318)
11-MANAGEMENT RESOURCES	2,576,793	4,114,123	(1,537,330)
3201000 Sequoyah High Schl Facilities	1,188,577	1,182,471	6,106
3201100 SHS Facilities Projects	1,388,216	2,911,812	(1,523,596)
3205120 AML Projects Maintenance Grant		19,840	(19,840)
19-CAREER SERVICES	65,000	65,000	-
3209000 CS TERO Fire	65,000	65,000	-
27-SECRETARY OF NATURAL RESOURCES	15,000	15,000	-
3205110 FWS Pollinator Project	15,000	15,000	-
22-DOI SELF GOVERNANCE	14,647,070	14,961,609	(314,539)
04-COMMISSIONS/BOARDS	237,787	235,078	2,709
3221110 SG Arkansas Riverbed Project	237,787	235,078	2,709
06-EDUCATION SERVICES	3,132,194	3,132,194	-
3222000 SG Higher Ed	762,313	762,313	-
3222010 SG Early Childhood Development	43,626	43,626	-
3222080 JOM Program	1,757,165	1,757,165	-
3222320 047 051 Scholarships	6,200	6,200	-
3222340 Language Program	562,890	562,890	-
08-FINANCIAL RESOURCES	61,298	61,298	-
3221050 SG BIA IIM	57,798	57,798	-
3222540 DOI SG Interest	3,500	3,500	-
11-MANAGEMENT RESOURCES	2,390,654	2,785,538	(394,884)
3221000 SG Real Estate Services	1,226,680	1,226,680	-
3221060 SG Agriculture	568,792	568,792	-
3221070 Agriculture Noxious Weed	30,000	89,534	(59,534)
3221080 SG Forest Development	237,846	237,846	-
3221150 Fee to Trust	208,472	208,472	-
3221180 Trust Asset Acctng Mgmt System	118,864	454,214	(335,350)
12-COMMERCE SERVICES	546,982	546,982	-
3222020 SG Small Bus Assistance Center	546,982	546,982	-
13-HUMAN SERVICES	1,841,335	1,841,335	-
3222190 SG Tribal Services	853,010	853,010	-
3222220 SG General Assistance	978,431	978,431	-
3222500 SG Child Welfare	9,894	9,894	-
14-GOVERNMENT RESOURCES	1,380,060	1,416,759	(36,699)
3221200 CDIB Backlog Project		11,980	(11,980)
3222180 SG Registration	856,354	881,073	(24,719)

Cherokee Nation
FY 2017 Comprehensive Budget
Operating Budget

BUDGET TYPE	OPERATING
SOURCE/USE	USE

Row Labels	2017 BUDGET	2016 BUDGET	Increase / Decrease
3222250 SG Self Governance Over Sight	453,706	453,706	-
3222460 Photo ID	70,000	70,000	-
15-MARSHAL SERVICE	1,766,337	1,616,165	150,172
3221100 Marshal Service DOI	1,766,337	1,616,165	150,172
19-CAREER SERVICES	1,261,915	1,277,866	(15,951)
3221105 BIA Preparedness	74,697	87,048	(12,351)
3222160 SG Adult Education	50,847	50,847	-
3222270 SG Employment Assistance	489,814	489,814	-
3222280 Employment Assist Client Svcs	168,260	168,260	-
3223030 Vocational Technology	37,496	37,496	-
3223040 Adult Education	390,801	394,401	(3,600)
3223050 Vocational Ed Scholarships	50,000	50,000	-
20-HACN-HOUSING AUTHORITY CN	137,357	141,358	(4,001)
3222470 SG HIP	137,357	141,358	(4,001)
26-INDIAN CHILD WELFARE	1,476,842	1,437,727	39,115
3222230 SG Child Abuse Initiative	24,014	24,014	-
3222480 SG Indian Child Welfare	1,436,911	1,199,011	237,900
3222485 ICW Database		198,785	(198,785)
3222490 SG Child Protection Supplement	15,917	15,917	-
27-SECRETARY OF NATURAL RESOURCES	414,309	469,309	(55,000)
3221085 SG Forestry	119,803	129,803	(10,000)
3221190 DOI Climate Change	32,500	32,500	-
3221900 Competitive Projects	140,000	185,000	(45,000)
3222200 Geo Data Center DOI	122,006	122,006	-
23-DOI PL 102-477	23,923,581	19,313,281	4,610,300
13-HUMAN SERVICES	22,219,092	17,608,792	4,610,300
3230000 PL 102 477 Child Care	21,529,760	16,752,895	4,776,865
3232300 PL102 477 Combined Interest	689,332	855,897	(166,565)
19-CAREER SERVICES	1,704,489	1,704,489	-
3231000 PL 102 477 Emp and Trng	1,704,489	1,704,489	-
30-IHS DISCRETIONARY	40,000	40,000	-
08-FINANCIAL RESOURCES	40,000	40,000	-
3301000 IHS SG Interest Bal Sheet	40,000	40,000	-
32-IHS SELF GOVERNANCE HEALTH	282,491,378	286,324,479	(3,833,101)
07-HEALTH SERVICES	282,341,378	286,324,479	(3,983,101)
3322105 Stilwell Revenue	12,138,969	12,138,969	-
3322205 Sallisaw Revenue	10,529,338	10,529,338	-
3322305 Jay Revenue	9,413,244	9,413,244	-
3322405 Salina Revenue	9,367,004	9,367,004	-
3322505 Nowata Revenue	6,026,696	6,026,696	-
3322605 Muskogee Revenue	15,608,938	15,752,057	(143,119)
3322705 Ochelata Revenue	4,351,164	4,351,164	-
3322805 Vinita Revenue	9,940,245	9,940,245	-
3322905 Ga Du Gi Revenue	465,735	465,735	-

Cherokee Nation
FY 2017 Comprehensive Budget
Operating Budget

BUDGET TYPE	OPERATING
SOURCE/USE	USE

Row Labels	2017 BUDGET	2016 BUDGET	Increase / Decrease
3323005 Hastings Revenue	97,314,909	97,314,909	-
3324000 Behavioral Health	3,827,653	3,827,653	-
3324010 I Believe	74,199	88,081	(13,882)
3324050 SANE		442,882	(442,882)
3324100 Ambulance Service	4,371,701	4,371,701	-
3324200 Contract Health Service	31,538,936	31,688,936	(150,000)
3324300 Public Health Nursing	1,009,499	1,009,499	-
3324400 Dental	18,281,075	18,281,075	-
3324500 Optometry	2,811,185	2,711,386	99,799
3324600 Biomedical Engineering	3,037,295	3,037,295	-
3324700 Clinical Support	1,792,303	1,792,303	-
3324800 Quality Management	2,595,219	2,595,219	-
3324900 Health Facilities	4,043,461	4,043,461	-
3325000 MIS	4,388,734	4,388,734	-
3325100 Billing	3,028,944	3,047,686	(18,742)
3325200 Outpatient Medical Coding	2,018,970	1,975,650	43,320
3325300 Finance	878,407	859,665	18,742
3325400 Health Administration	1,538,063	1,538,063	-
3325600 Chronic Care Pilot Project	96,222	96,222	-
3325700 Pharmacy Refill Center	12,461,357	12,461,357	-
3325800 Compreh Primary Care Init Proj	850,000	1,700,000	(850,000)
3329015 Health Art Purchases	85,215	68,250	16,965
3329020 Health IT System	3,500,000	3,500,000	-
3329040 Health M and I Projects	2,763,474	2,500,000	263,474
3329060 Health Clinic Con Debt Service	2,193,224	5,000,000	(2,806,776)
10-HUMAN RESOURCES	150,000		150,000
3324210 CHS Sponsorship Program	150,000		150,000
33-IHS SELF GOVERNANCE TEH	4,761,450	7,792,041	(3,030,591)
09-COMMUNITY SERVICES	4,673,023	7,703,614	(3,030,591)
3331000 EHS Administration	2,037,849	2,037,849	-
3332000 EHS Projects	2,635,174	5,665,765	(3,030,591)
27-SECRETARY OF NATURAL RESOURCES	88,427	88,427	-
3333000 Water Sanitation Envir Reviews	88,427	88,427	-
34-IHS SELF GOVERNANCE OFFICE	322,788	322,788	-
14-GOVERNMENT RESOURCES	205,334	205,334	-
3342000 Office of Self Governance	205,334	205,334	-
27-SECRETARY OF NATURAL RESOURCES	117,454	117,454	-
3347000 Geo Data Center SG DHHS	117,454	117,454	-
40-DHHS GENERAL	39,050,406	41,261,208	(2,210,802)
06-EDUCATION SERVICES	9,750,935	9,947,358	(196,423)
3401000 Headstart Administration	262,317	258,570	3,747
3401010 Headstart Centers	5,869,616	5,765,198	104,418
3401060 Headstart Training and T A	58,252	58,252	-
3402010 Early Headstart All Centers	3,199,007	3,142,716	56,291

Cherokee Nation
 FY 2017 Comprehensive Budget
 Operating Budget

BUDGET TYPE	OPERATING
SOURCE/USE	USE

Row Labels	2017 BUDGET	2016 BUDGET	Increase / Decrease
3402020 Early Headstart T and T Assist	61,743	61,743	-
3405200 CSBG	300,000	303,790	(3,790)
3408800 ANA CLANNS		357,089	(357,089)
07-HEALTH SERVICES	18,014,027	19,665,773	(1,651,746)
3401140 BH Collaborative Rural AI Comm		24,515	(24,515)
3401150 Medicare Access CHIP Reauthori		492,674	(492,674)
3402100 CDC BreastandCervical Cancer	1,098,925	1,118,154	(19,229)
3402110 Comprehensive Cancer Control	179,900	260,651	(80,751)
3402200 Cancer Tumor Registry Grant	149,932	149,932	-
3402500 Substance Abuse	3,927,730	2,514,256	1,413,474
3402600 Diabetes Grant	4,344,290	5,303,034	(958,744)
3402610 Diabetes Grant Health Ed	1,006,397	1,006,397	-
3402630 Diabetes Grant Stilwell	237,145	347,145	(110,000)
3402640 Diabetes Grant Sallisaw	189,025	274,025	(85,000)
3402650 Diabetes Grant Jay	182,553	317,553	(135,000)
3402660 Diabetes Grant Salina	203,508	276,508	(73,000)
3402665 Diabetes Grant Wings	171,808	318,443	(146,635)
3402670 Diabetes Grant Nowata	99,718	243,860	(144,142)
3402675 Diabetes Progr Contract Health	350,000	350,000	-
3402680 Diabetes Grant Muskogee	232,620	302,620	(70,000)
3402685 Diabetes Grant Vinita	94,007	162,007	(68,000)
3402695 Diabetes Grant Ochelata	45,499	98,999	(53,500)
3404100 Diabetes Special Grant	397,000	435,302	(38,302)
3404900 AIDS Education Training Center		30,000	(30,000)
3406000 Cherokee Nation CAN	1,264,000	1,264,000	-
3406900 NARCH6 Admin		56,024	(56,024)
3406930 NARCH6 - Jelley		83,977	(83,977)
3407900 PREP	325,425	325,425	-
3408200 Prevention Trial in CN		91,776	(91,776)
3408500 Link Act Unmet Need Child Heal	839,650	839,650	-
3408600 SOC Safeguarding the Future	1,333,334	1,333,334	-
3408900 UCD Trauma Screening Project		62,125	(62,125)
3409100 Partnership Improv Comm Health	675,000	900,000	(225,000)
3409300 NARCH8 Cherokee Admin	36,491	36,491	-
3409310 NARCH8 OUHSC Student Dev West	41,000	41,000	-
3409320 NARCH8 OMRF James	172,215	172,215	-
3409330 NARCH8 OUHSC Admin Mark	5,180	5,180	-
3409600 Late Adolescent HOME Data Coll		16,826	(16,826)
3409700 P 20 Admin Core	31,205	31,205	-
3409710 P 20 Pilot Research Study	20,959	20,959	-
3409720 P 20 Education and Training	24,511	24,511	-
3409800 Domestic Violence Prev Initia	210,000	210,000	-
3409900 Substance Abuse Suicide Prev	125,000	125,000	-
12-COMMERCE SERVICES		436,933	(436,933)

Cherokee Nation
 FY 2017 Comprehensive Budget
 Operating Budget

BUDGET TYPE	OPERATING
SOURCE/USE	USE

Row Labels	2017 BUDGET	2016 BUDGET	Increase / Decrease
3406800 SHS IDA Program		128,528	(128,528)
3408700 Kawi Cafe		308,405	(308,405)
13-HUMAN SERVICES	6,057,762	6,083,457	(25,695)
3401310 Family Violence Youth Services	868,797	868,797	-
3401600 AOA Title VI	186,042	157,414	28,628
3401700 LIHEAP	1,320,731	1,535,043	(214,312)
3401710 LIHEAP Administration	146,748	146,748	-
3401800 Elderly Care Giver	58,547	47,263	11,284
3403300 Cash In Lieu	55,936	54,438	1,498
3405100 Child Support Enforcement	2,802,021	2,573,692	228,329
3408400 Cherokee Parents	596,000	665,383	(69,383)
3409200 Tribal Innovations Grant	18,000	29,739	(11,739)
3409500 Medicare Outreach Asst. Prog.	4,940	4,940	-
26-INDIAN CHILD WELFARE	5,227,682	5,127,687	99,995
3401100 Family Preservation Support	2,898,735	2,898,735	-
3401110 Title IV E Development	199,995	100,000	99,995
3401300 Family Violence	668,796	668,796	-
3401400 Child and Family Services	1,460,156	1,460,156	-
45-USDA	20,117,248	20,458,133	(340,885)
06-EDUCATION SERVICES	46,626	42,000	4,626
3454700 Safeguarding Natural Heritage	46,626	42,000	4,626
07-HEALTH SERVICES	9,148,322	9,367,408	(219,086)
3453500 WIC Administration	1,506,796	1,586,969	(80,173)
3453502 WIC Nutrition Ed	534,910	560,000	(25,090)
3453503 WIC Breastfeeding	120,000	140,000	(20,000)
3453504 WIC Operational Adj	448,513	535,000	(86,487)
3453505 WIC Food	4,113,649	4,113,649	-
3453510 BF Peer Counseling	80,999	80,999	-
3453540 Summer EBT for Children	283,355	290,691	(7,336)
3453550 Summer EBT Food	2,060,100	2,060,100	-
12-COMMERCE SERVICES		105,758	(105,758)
3454600 USDA Value Added Produce Grant		105,758	(105,758)
13-HUMAN SERVICES	10,552,433	10,573,100	(20,667)
3453451 Food Distribution Other	10,552,433	10,573,100	(20,667)
19-CAREER SERVICES	369,867	369,867	-
3454000 TERO USDA Forestry	369,867	369,867	-
50-DEPT OF EDUCATION	1,109,993	1,109,993	-
19-CAREER SERVICES	1,109,993	1,109,993	-
3506000 NACTEP Post	470,425	470,425	-
3507000 Vocational Rehab Service	639,568	639,568	-
55/56-HUD	42,594,352	44,397,532	(1,803,180)
06-EDUCATION SERVICES	602,000	602,123	(123)
3566053 Learning Village NSU	602,000	602,123	(123)
09-COMMUNITY SERVICES	909,644	859,644	50,000

Cherokee Nation
FY 2017 Comprehensive Budget
Operating Budget

BUDGET TYPE	OPERATING
SOURCE/USE	USE

Row Labels	2017 BUDGET	2016 BUDGET	Increase / Decrease
3564020 Site Development	100,000	50,000	50,000
3566048 Comm Svc Youth Development	262,729	262,729	-
3566056 Resident Adult Services	316,635	316,635	-
3566093 Housing Policy Office	230,280	230,280	-
11-MANAGEMENT RESOURCES	42,426	42,426	-
3566078 Realty Services	42,426	42,426	-
12-COMMERCE SERVICES	7,212,530	8,871,182	(1,658,652)
3552600 ICDBG Retail Incubator	544,733	701,487	(156,754)
3566029 Mortgage Assistance	3,825,000	3,825,000	-
3566031 Mortgage Assistance IDA	765,000	2,289,700	(1,524,700)
3566049 Self Sufficiency Counseling	682,938	692,358	(9,420)
3566059 MAP Field Office	67,334	65,772	1,562
3566069 IDA IHP	615,174	569,300	45,874
3566072 Mortgage Assistance Program	712,351	727,565	(15,214)
13-HUMAN SERVICES	1,735,975	1,735,975	-
3551100 Congregate Housing	74,635	74,635	-
3566060 Transitional Emergency Housing	1,188,522	1,188,522	-
3566063 Human Services Resident Svc	472,818	472,818	-
14-GOVERNMENT RESOURCES	228,460	228,460	-
3566090 NAHASDA Regulatory Compliance	228,460	228,460	-
15-MARSHAL SERVICE	1,359,074	1,359,074	-
3566081 Marshal Service	1,359,074	1,359,074	-
19-CAREER SERVICES	485,478	485,478	-
3566051 Career Services Resident Svc	485,478	485,478	-
20-HACN-HOUSING AUTHORITY CN	28,861,537	29,055,942	(194,405)
3552700 CN Housing Rehab for Elderly	1,067,000	1,067,000	-
3552800 Veterans Affairs Support Housg		194,405	(194,405)
3566000 Modernization	3,750,000	3,750,000	-
3566001 Modernization Homeownership	1,000,000	1,000,000	-
3566003 Operating Subsidy	3,000,000	3,000,000	-
3566021 Replacement Homes	1,361,250	1,361,250	-
3566044 Housing Rehabilitation	8,388,131	8,388,131	-
3566055 Temporary Rental Assistance	300,000	300,000	-
3566073 Rental Assistance Program	901,600	901,600	-
3566075 Housing Management	3,012,585	3,012,585	-
3566076 Rental Assistance	4,200,000	4,200,000	-
3566077 Title VI Debt Subsidy	500,000	500,000	-
3566098 HACN Administration	1,380,971	1,380,971	-
26-INDIAN CHILD WELFARE	185,606	185,606	-
3566066 Families First	185,606	185,606	-
27-SECRETARY OF NATURAL RESOURCES	971,622	971,622	-
3564058 Home Energy Audits	199,255	199,255	-
3566095 Environmental Reviews	772,367	772,367	-
6X-EPA	1,758,050	2,113,570	(355,520)

Cherokee Nation
FY 2017 Comprehensive Budget
Operating Budget

BUDGET TYPE	OPERATING
SOURCE/USE	USE

Row Labels	2017 BUDGET	2016 BUDGET	Increase / Decrease
27-SECRETARY OF NATURAL RESOURCES	1,758,050	2,113,570	(355,520)
3622195 Clean Air Monitoring	447,484	489,829	(42,345)
3622265 Clean Water 106	175,000	161,755	13,245
3622370 Superfund	108,000	193,747	(85,747)
3622410 Atmospheric Mercury Monitor Sv	30,000	48,509	(18,509)
3622415 GAP ITEC	127,300	153,726	(26,426)
3622416 GAP Core	197,300	333,971	(136,671)
3622435 Lead Based Paint Program	66,000	84,275	(18,275)
3622440 ITEC Tribal Pesticides	49,672	49,672	-
3622445 Information Exchange Network	82,294	97,293	(14,999)
3622455 2016 UST	150,000	175,000	(25,000)
3622460 2014 Brownfield Tribal Res Prg	240,000	210,459	29,541
3622465 Home to School Study	85,000	115,334	(30,334)
70-DEPT OF LABOR	10,145,659	13,007,073	(2,861,414)
19-CAREER SERVICES	10,145,659	13,007,073	(2,861,414)
3701400 TLJC Operations	5,544,302	6,069,341	(525,039)
3701500 TLJC Capital Projects		79,964	(79,964)
3701600 TLJC OACTS	630,598	621,173	9,425
3701900 Job Driven NEG LTU		2,265,836	(2,265,836)
3709100 Sector Partnership NDWG	3,970,759	3,970,759	-
75-FEDERAL OTHER	1,570,813	4,882,896	(3,312,083)
05-OFFICE OF ATTORNEY GENERAL	239,162	151,382	87,780
3756700 Sexual Assault Justice Initiat	239,162	151,382	87,780
12-COMMERCE SERVICES	250,000	1,958,971	(1,708,971)
3753207 CDFI Fund	250,000	1,633,312	(1,383,312)
3755800 SBA PRIME		225,659	(225,659)
3756300 Executive Coaching		100,000	(100,000)
15-MARSHAL SERVICE	449,589	2,272,626	(1,823,037)
3753400 FEMA Disaster Relief	29,400	29,400	-
3755201 FEMA Tribal Homeland Sec 2014		247,804	(247,804)
3755600 TRGP Equipment	69,350	120,835	(51,485)
3755700 TRGP Hiring	54,435	187,166	(132,731)
3756200 FEMA Multihazard Mitigatn Plan		106,028	(106,028)
3756400 FEMA THSG 2015	60,213	393,693	(333,480)
3756500 COPS 2015	46,108	936,872	(890,764)
3756600 SMART 2015	190,083	250,828	(60,745)
19-CAREER SERVICES	26,000	37,936	(11,936)
3751100 TERO Sum	26,000	37,936	(11,936)
26-INDIAN CHILD WELFARE	473,912	329,831	144,081
3754400 Violence Against Women	473,912	299,600	174,312
3756800 VOCA ICW		30,231	(30,231)
27-SECRETARY OF NATURAL RESOURCES	132,150	132,150	-
3756100 Tribal Historic Preserv Office	132,150	132,150	-
80-STATE OF OKLAHOMA	1,372,930	1,484,348	(111,418)

Cherokee Nation
FY 2017 Comprehensive Budget
Operating Budget

BUDGET TYPE	OPERATING
SOURCE/USE	USE

Row Labels	2017 BUDGET	2016 BUDGET	Increase / Decrease
06-EDUCATION SERVICES	475,000	592,354	(117,354)
3802400 Cherokee Charter School	475,000	551,000	(76,000)
3802405 School Improvement Charter Sch		20,600	(20,600)
3802410 Title IA Charter Schol 84 010A		20,754	(20,754)
07-HEALTH SERVICES	301,355	305,959	(4,604)
3802300 MPOWER OSDH	140,000	140,000	-
3802510 Prevention Resource Center	161,355	165,959	(4,604)
13-HUMAN SERVICES	406,237	430,472	(24,235)
3801010 Youth Services Shelter Program	243,551	252,844	(9,293)
3801020 Youth Services Comm Based Prog	28,207	28,207	-
3801310 Resource and Referral DHS	134,479	149,421	(14,942)
26-INDIAN CHILD WELFARE	190,338	155,563	34,775
3801110 OAG VOCA	190,338	155,563	34,775
85-PRIVATE	503,185	1,028,992	(525,807)
06-EDUCATION SERVICES	50,000	85,000	(35,000)
3854200 SHS Academic Athletic Athlife		20,000	(20,000)
3854900 Community Archery Park	50,000	50,000	-
3855100 RTR Bike Ride Lodging		15,000	(15,000)
07-HEALTH SERVICES	100,222	257,011	(156,789)
3853600 State Epidemiological Outcomes	77,000	65,674	11,326
3854500 March of Dimes	9,646	7,285	2,361
3854700 Stilwell Oral Health		2,000	(2,000)
3854800 Salina Oral Health		2,000	(2,000)
3855200 Red Star Target	13,576	20,000	(6,424)
3855300 Hepatitis C in Native Oklahoma		160,052	(160,052)
11-MANAGEMENT RESOURCES		147,267	(147,267)
3854300 ITBC Grant		47,267	(47,267)
3854400 Red Cross Tornado Shelter Grnt		100,000	(100,000)
12-COMMERCE SERVICES	28,428	28,428	-
3851820 FNDI Matching Fund	28,428	28,428	-
13-HUMAN SERVICES	309,535	494,786	(185,251)
3852500 Community Action Project	309,535	380,366	(70,831)
3852900 Citizens Corp CITGO Assist Prg		102,978	(102,978)
3852910 Citizens Corp CITGO Asst Admin		11,442	(11,442)
26-INDIAN CHILD WELFARE		1,500	(1,500)
3855400 One Fire NAAV		1,500	(1,500)
27-SECRETARY OF NATURAL RESOURCES	15,000	15,000	-
3855000 THPO DB Grant	15,000	15,000	-
90-OTHER	293,590	293,592	(2)
06-EDUCATION SERVICES	120,000	120,000	-
3901810 JOM Conf Special Registr	120,000	120,000	-
08-FINANCIAL RESOURCES	40,000	40,000	-
3903310 Tribal Judgment Funds	20,000	20,000	-
3903410 Tribal Trusts	20,000	20,000	-

Cherokee Nation
 FY 2017 Comprehensive Budget
 Operating Budget

BUDGET TYPE	OPERATING
SOURCE/USE	USE

Row Labels	2017 BUDGET	2016 BUDGET	Increase / Decrease
09-COMMUNITY SERVICES	66,590	66,592	(2)
3903010 Cherokee Home Mortgage Prg	66,590	66,592	(2)
26-INDIAN CHILD WELFARE	67,000	67,000	-
3902010 ICW Angels of the Cherokee	67,000	67,000	-
95-PERMANENT FUNDS	10,100	139,621	(129,521)
06-EDUCATION SERVICES	10,100	139,621	(129,521)
5951010 Sequoyah Endowment	10,000	10,000	-
5951110 Gammon Education Trust	100	300	(200)
5951210 Skinner Family Living Trust		129,321	(129,321)
97-DEBT SERVICE	12,439,680	2,650,000	9,789,680
08-FINANCIAL RESOURCES	12,439,680	2,650,000	9,789,680
8971000 Health Construct Debt Service	12,439,680	2,650,000	9,789,680
Grand Total	656,464,608	684,235,119	(27,770,511)