



**CHEROKEE NATION™**  
**Businesses**

**Executive and Finance Report**  
**Consolidated Financial Information**  
**October 2015**

# Cherokee Nation Businesses

---

## Executive and Finance Report

October 2015

### Budget Highlights

- October 2015 CNB consolidated net income of \$8.4 million was favorable to a budget of \$7.8 million and \$755,000 unfavorable to prior year. Consolidated revenue was \$78.7 million, \$1.9 million above budget and exceeded the previous year by \$8.7 million.
- CNE EBITDA of \$16.7 million was favorable to budget by \$970,000. The favorable variance was primarily due to higher than anticipated gaming revenue from all of the properties with the exception of Hard Rock, Roland and Ramona. Total revenue for October 2015 was \$51.7 million and was consistent with budget and \$2.9 million ahead of last year.
- Engineering & Manufacturing Sector EBITDA loss was \$258,000 favorable to budget primarily due to lower than anticipated direct costs. Total revenue of \$3.4 million was \$451,000 below budget.
- Logistics & Distribution Sector EBITDA of \$67,000 was \$118,000 above budget. October revenue was \$4.6 million compared to a budget of \$2.7. The favorable variance in EBITDA was due to increased deliveries on the Telecom SE project and lower operating expenses.
- The CNB Parent Company EBITDA loss was \$150,000 favorable to budget, primarily due to lower than anticipated other operating expenses such as travel and personnel expenses.
- Combined, EBITDA at all other entities were \$781,000 below budget.

### Capital Expenditures

October YTD capital expenditures were \$9.6 million for all entities.

- CNE: \$3.7 million
  - Expansion: \$2.9 million –Roland property improvements, Catoosa Hotel Lobby and Front Desk Renovation, WRD renovation, Grove Property & Tahlequah OP1 Rebuild
  - Strategic: \$162,000 – Egame Equipment Purchases, Surveillance Infrastructure Upgrade, WRD Surveillance System, Genium Property Management System
  - Maintenance - \$562,000 – Casino 2 Improvements, Table Games Podium Upgrade, Surveillance Cameras, Bases and Drop Carts, Concrete Pad, Furniture, Carpet, Art Procurement, IT Asset Management Tool & Fleet Vehicles
- CPM: \$4.9 million – Health clinic construction, 4<sup>th</sup> Street Property and Cherokee Springs Business Park
- CNCR: \$576,000 – New Home Construction Program
- CNB: \$415,000 – IT Maintenance & Upgrades, Smithsonian Institution – 5 Year Capital Grant, CN Veteran's Memorial

### Financing

- CNB has no outstanding borrowings as of October 31, 2015.

# Cherokee Nation Entertainment

## Executive and Finance Report

October 2015

### Budget Highlights

#### CNE

<i>thousands (000's)</i>	<u>Period</u>	<u>Actual</u>	<u>Budget</u>	<u>Variance</u>	<u>%</u>
• Revenue	Month -	\$51,726	\$51,784	(\$58)	0%
• Operating Expenses	Month -	\$35,072	\$36,099	\$1,027	3%
• EBITDA	Month -	\$16,654	\$15,685	\$970	6%

### Operating Highlights

- CNE EBITDA of \$16.7 million in October was \$970,000 favorable to budget.
- Total revenue of \$51.7 million was consistent with budget. Most CNE properties exceeded budgeted revenue with the exception of the Hard Rock, Roland and Ramona properties.
- Total operating expense of \$35.1 million was \$1.0 million favorable to budget. The favorable variance primarily resulted from lower than anticipated cost of goods sold, gaming and marketing related costs. Employee costs were \$390,000 higher than budget due to an unfavorable variance in medical benefit expense of \$784,000 which was partially offset by lower than anticipated salary and wages, payroll taxes and workman's compensation expense.
- The South Coffeyville Casino opened February 16<sup>th</sup>, 2015. The 17,000 square foot facility offers 300 games.
- CNB has agreed to lease property adjacent to the Hard Rock Casino to Woodmont Outlets, which plans to invest \$80 million into premium outlet shops to be called, "The Cherokee Outlets." The Outlets, along with a new Entertainment area, called "The District," is expected to be completed in 2016.
- CNB also announced plans for the Cherokee Springs Plaza, which will include retail, restaurants, auto sales lots, office space, convention space, two hotels, and a casino adjacent to the Cherokee Springs golf course in Tahlequah.
- Groundbreaking for the Roland property took place on April 29<sup>th</sup>, 2014 for a new casino and hotel. The Roland casino opened on May 19<sup>th</sup>, 2015, with the hotel opened November 15, 2015.
- The Creek Casino in Tulsa is planning a \$335 million expansion including a 500 room hotel tower, new casino and restaurant, pool bar, theater and event center, with an expected completion date of 2016.

### Capital Expenditure Highlights – Year to Date

- Expansion related costs for Roland, OP1 and WRD renovation, Catoosa Hotel Lobby and Front Desk – \$2.9 million
- Strategic related costs for Egame purchases, Surveillance infrastructure, WRD surveillance system and Cenium property management system - \$162,000
- Maintenance - \$562,000

# Diversified Businesses

## Executive and Finance Report

October 2015

### EBITDA Budget Highlights

#### Diversified Businesses EBITDA

<i>thousands (000's)</i>	<u>Period</u>	<u>Actual</u>	<u>Budget</u>	<u>Variance</u>	<u>%</u>
• <b>Engineering &amp; Manufacturing</b>	Month -	(\$422)	(\$680)	\$258	38%
• <b>Logistics &amp; Distribution</b>	Month -	\$67	(\$51)	\$118	233%
• <b>Technology</b>	Month -	\$215	\$310	(\$95)	-31%
• <b>Consulting</b>	Month -	\$246	\$563	(\$317)	-56%
• <b>Construction</b>	Month -	(\$89)	\$278	(\$367)	-132%
• <b>Health Sciences</b>	Month -	\$14	\$16	(\$2)	-13%
• <b>Aerospace Products S.E.*</b>	Month -	\$168	\$42	\$126	300%
• <b>CCRC*</b>	Month -	\$31	\$102	(\$71)	-70%

*APSE and CCRC are reported on net income instead of EBITDA as they are partially owned subsidiaries*

### Operating Highlights

- Beginning in FY16, the former portfolios were re-organized into the following six sectors.
- Engineering & Manufacturing** Sector EBITDA loss was \$422,000 and \$258,000 above budget. The favorable EBITDA for the month of October was primarily due to lower than anticipated direct costs. Gross profit margins were favorable to budget by 9 points due to an increase in plant labor utilization and lower than anticipated direct headcount.
- Logistics & Distribution** Sector EBITDA was \$67,000 compared to a budgeted EBITDA loss of \$51,000. The favorable EBITDA variance was primarily due to increased deliveries on the Telecom SE Project and lower operating expenses.
- Technology** Sector EBITDA was \$215,000 compared to a budget of \$310,000, resulting in an unfavorable variance of \$95,000. The unfavorable EBITDA for the month of October was primarily attributable to lower than expected revenue and gross margins on the IRS, USGS and Ace Info Solutions contracts in CNSD and CSG.
- Consulting** Sector EBITDA was \$246,000 compared to a budget of \$563,000, resulting in an unfavorable variance of \$317,000. The unfavorable EBITDA for the month of October was primarily due to timing issues resulting from the start of a new governmental fiscal year which affected the timing of contracts and related funding.
- Construction** Sector EBITDA loss was \$89,000 compared to a budget of \$278,000, resulting in an unfavorable variance of \$367,000. The unfavorable EBITDA for the month of October was primarily attributable to higher subcontract costs than anticipated and additional costs associated with the re-classification of independent contractors to employees, in which, profitability was adjusted on the CN3S Adjunct Staffing project.

# Diversified Businesses (con't)

---

## Executive and Finance Report

October 2015

- **Health Sciences** Sector EBITDA was \$14,000, which was consistent with budget. Higher than budgeted revenue was offset by higher direct expense as well as slightly higher than anticipated overhead expenses.
- **APSE** net income was \$168,000 in October 2015 resulting in a favorable variance to budget of \$126,000. Revenue was \$362,000 favorable to budget due to delivering the remaining kits that were previously unable to ship due to delinquent supplier part deliveries.
- **CCRC** net income of \$31,000 was \$71,000 unfavorable to a budget of \$102,000. The unfavorable net income variance was primarily due to lower than anticipated revenue of \$701,000, primarily related to the Picatinny, WHS, and Tobyhanna projects.

COUNCIL OF THE CHEROKEE NATION  
EXECUTIVE & FINANCE COMMITTEE REPORT

**Group:** Financial Resources

**Month/Year of Report:** November 2015

**Treasurer:** Lacey Horn

**Phone:** 207-3902

**E-mail:** [lacey-horn@cherokee.org](mailto:lacey-horn@cherokee.org)

I. Budget Highlights – through October

- a.) Financial Resources – 8% spent
- b.) Treasurer – 4% spent
- c.) IIM – 13% spent
- d.) Acquisition Management – 12% spent
- e.) Records Management – 8% spent
- f.) Support Services – 11% spent
- g.) Grants Management - 8% spent
- h.) Grant Development – 7%
- i.) Fleet Management – 0%
- j.) Employee Performance Incentive – 0% spent

II. Program Highlights

a.) Balance Scorecard Measures

- 1. Complete FY15 Audit –0% Complete
- 2. Obtain Unmodified Audit Opinion – 0% complete
- 3. No Material Weaknesses on Single Audit – 0% complete
- 4. Obtain GFOA Award for FY14 CAFR – 100% complete
- 5. Reports completed & submitted by due dates – 100% complete for reports due by 11/25/2015 for period ended 11/30/2015

b.) Accomplishments

- 1. Staff attended the annual conference for the Grant Professionals Association
- 2. Staff attended Kronos Workshop

c.) Upcoming Events

- 1. FY 2015 year end close continues

COUNCIL OF THE CHEROKEE NATION  
EXECUTIVE & FINANCE COMMITTEE REPORT

<b>Cherokee Nation Acquisition Management Year-To-Date Report Over \$5,000 Transactions October 1, 2015 through September 30, 2016</b>		<b>% of sub-total - TERO vendor submitted Bid</b>
Award to TERO Vendor	\$ 7,912,582.15	99.34%
Award to non-TERO Vendor	\$ 52,397.27	0.66%
<b>Sub-total bids with a TERO vendor participating</b>	<b>\$ 7,964,979.42</b>	<b>100.0%</b>
Bid - no bids submitted by TERO Vendors	\$ 1,577,420.80	
October 1, 2015 through October 31, 2015		

Group: Career Services-Executive and Finance Month/Year of Report: November, 2015

Executive Director: Diane Kelley Phone: 453-5628 Email: Diane-kelley@cherokee.org

**I. Budget Highlights – Please refer to Monthly Financial Report**

None

**II. Program Highlights**

**a. Balanced Scorecard Measures**

<i>Activity</i>	<i>October</i>	<i>YTD</i>	<i>Goal</i>	<i>% of Goal</i>
<i>HSE Completions</i> – includes individuals completing and receiving a GED or High School Diploma from Talking Leaves Job Corps and Career Literacy.	18	18	17	10.3%
<i>Training Completions</i> – includes individuals receiving a nationally-recognized certification, credential, or degree while enrolled in one of 11 different vocational training programs.	63	63	550	11.5%
<i>Employment Completions</i> – includes individuals who completed a Work Experience or TERO OJT assignment.	12	12	500	2.4%
<i>Unsubsidized Placement</i> – includes all individuals who entered unsubsidized employment (they got a job!) while enrolled in one of 15 different programs, both employment and vocational.	85	85	750	11.3%
<i>Retention</i> – includes individuals who were retained in their unsubsidized employment through assistance from a Career Services Program.	29	29	300	9.7%
<i>Career Skills Training</i> – includes individuals who completed the Life/Employment Skills Training.	41	41	400	10.3%
<i>WorkKey Credentialing</i> – includes individuals who received a bronze, silver, gold, or platinum WorkKeys credential.	6	6	250	2.4%
<i>Job Bank</i> – includes the number of new individuals entering the TERO Job Bank.	25	25	400	9.3%
<i>Indian Owned Businesses</i> – includes the number of	11	11	200	5.5%



businesses newly certified as an Indian Owned Business.				
<i>Job Fairs</i> – includes the number of Job Fairs held by Career Services.	2	2	25	8.0%
<i>Community Service Projects</i> – this is the number of Community Service Projects completed by youth, both through the Summer Youth Employment Program and Talking Leaves Job Corps.	3	3	50	6.0%

**b. Accomplishments**

1. Eight Day Training participants entered unsubsidized employment. Two with Cherokee Nation, three with CNB/CNI, and three with external employers.
2. JD/SP NDWG staff gave a presentation at Veteran’s Job Club, Tulsa.
3. The annual TERO Banquet and Vendor Fair was held at the Hard Rock Hotel and Casino Tulsa.

**c. JD/SP NDWG Participant Success:**

As a non-native, Patricia Setser came into Cherokee Nation Sallisaw Career Services in January 2015 in search of a job, expecting nothing. Patricia explains it this way, “Since I was a non-native, I thought I was wasting my time, but thought I would give it a shot. I figured at best someone might give me a referral.”

What Patricia found was friendly staff willing to assist her. Unbeknownst to Patricia, Career Services had recently received a grant designed to help dislocated workers. Since Patricia had been laid-off from a former position, she qualified for assistance!



Due to the economic slowdown that started in 2007, Patricia’s story is not unlike many Americans who have suffered job loss or a reduction in work hours. As a divorced mother of four and a domestic abuse victim, Patricia was devastated by the layoff and subsequent long-term unemployment. For more than 26 weeks, Patricia struggled to make ends meet. Patricia states, “I was desperate to find something as soon as possible, as I was a single parent without support! The moment I walked into the Career Services office I was treated with kindness and respect. I felt these people were going to work for me. The same day I applied, the Career Services counselor set up a job interview with Coffee.org, an area business who needed a customer service rep. I could tell that my counselor was just as excited as I was! That excitement made me feel like I mattered, that Cherokee Nation employees care about people regardless of their ethnicity.”

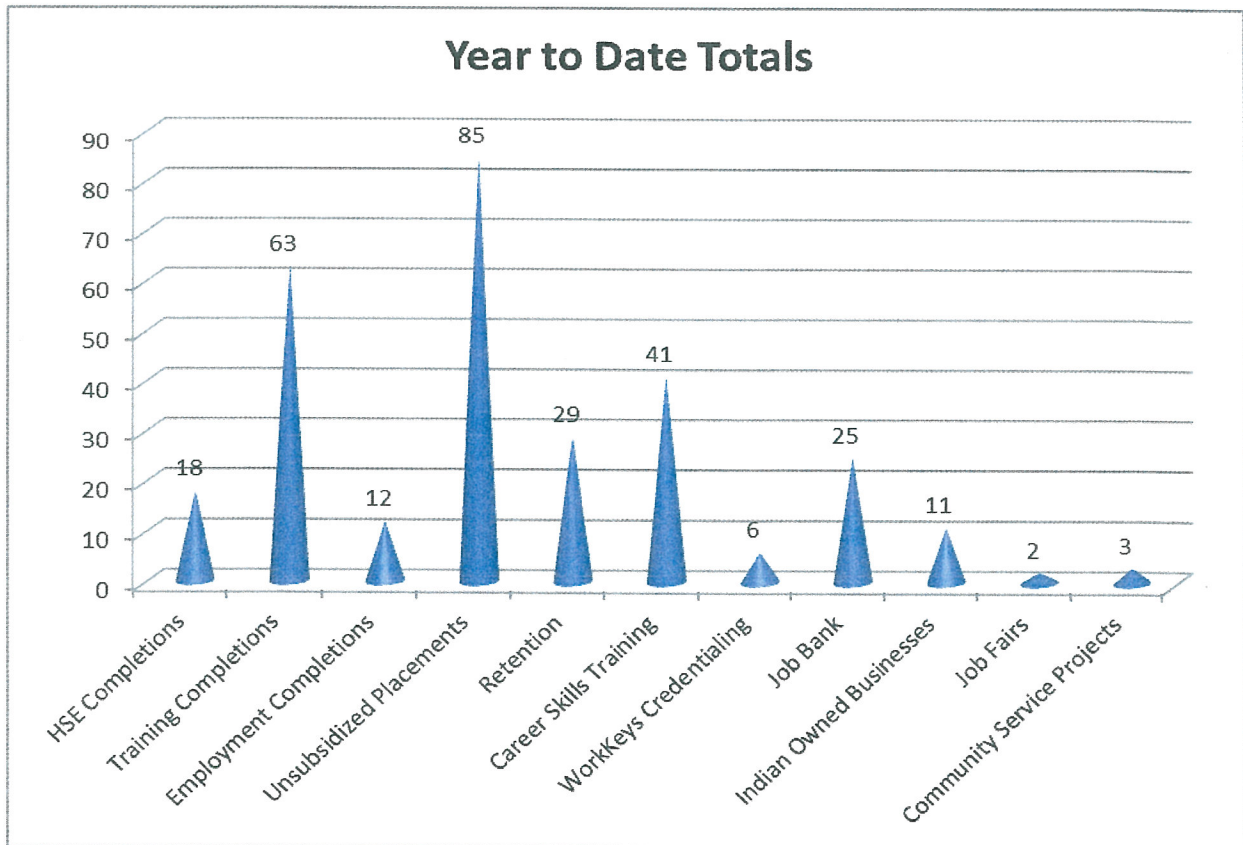
The same day Patricia interviewed with Coffee.org, she was offered the position of Customer Service Representative. Today, Patricia remains at Coffee.org where she excels at her job. Recently, Patricia was promoted from Customer Service Rep to Financial Director/Human Resources Manager.

Many things have changed in Patricia’s life since she walked into Career Services in January 2015. Patricia says that after Career Services helped her secure a job with Coffee.org, her whole life started changing for the better. Once a victim of domestic abuse who felt hopeless, Patricia is positive and upbeat about the future, “I have had a very busy year; it’s been the best one yet!” Patricia recently got married. She lives with her husband and children in Muldrow, Oklahoma. Patricia states, “With a year like this, I’m excited to see what 2016 will bring!”

Patricia shared her favorite quote by Jamie Tworkowski: “We are all people in need. We are not perfect. We are not machines. We make mistakes. We need grace. We need compassion. We need help at times. We need other people. And that is okay.” This passage says a lot about the premise behind Cherokee Nation Career Services. We are in the business of encouraging individuals to achieve career and training goals and become strong productive citizens.

**d. Initiatives**

1. Job Fair for PAM Transport.
2. Department of Labor site visit.





# Free Heavy Equipment Operator Training

Cherokee Nation Career Services is Accepting applications for our FREE Heavy Equipment Operator Training.

Class size is limited

Classes are:

**Dec 7<sup>th</sup> – Feb 12<sup>th</sup>**

**M-F 8:30am – 3:00pm**

**Location: Tahlequah**

**Participants will receive \$50 per day**

**You must meet the following criteria:**

- Must have been laid off or given a notice of an upcoming layoff
- Returning Service Member or Spouse
- Displaced Homemaker
- Must be able to pass a drug test

*To determine eligibility and register, contact:*

*Stilwell Office: 918-696-3124*

*Tahlequah Office: 918-453-5555*

*Pryor Office: 918-825-7988*





**Simmons**  
Great chicken since 1949

Simmons Foods- Southwest City, MO


# Recruitment Day

Date: November 9, 2015 (Monday)

Time: 8:00AM – 12:00PM

Where: Cherokee Nation Career Services Office  
12<sup>th</sup> & Cherokee Jay, OK

**Simmons**  
Great chicken since 1949



# Commerce Group

*Securing and enhancing the financial well-being of the Cherokee people, businesses and communities*

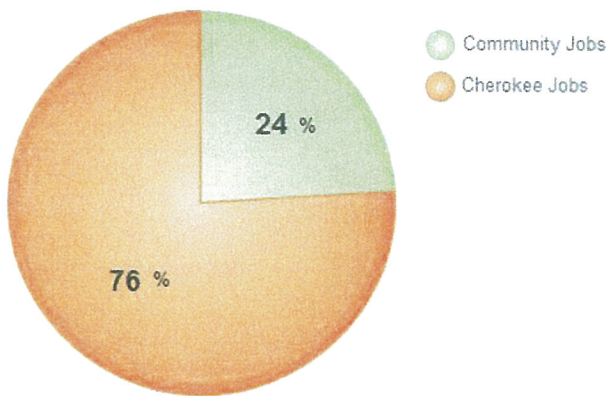
Anna Knight, Executive Director  
 918-453-5532  
 anna-knight@cherokee.org

## Economic Impact

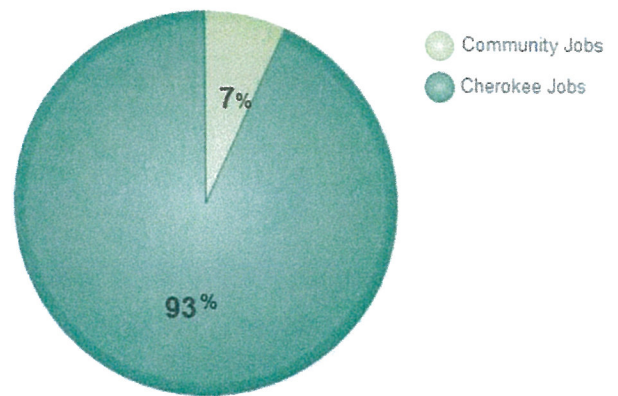
### Jobs Created or Retained in Local Communities

*Private sector jobs created or retained through small business lending*

**Community Jobs Created or Retained**  
 Seven Year Fiscal Period 2010-2016 - 841 Total Jobs

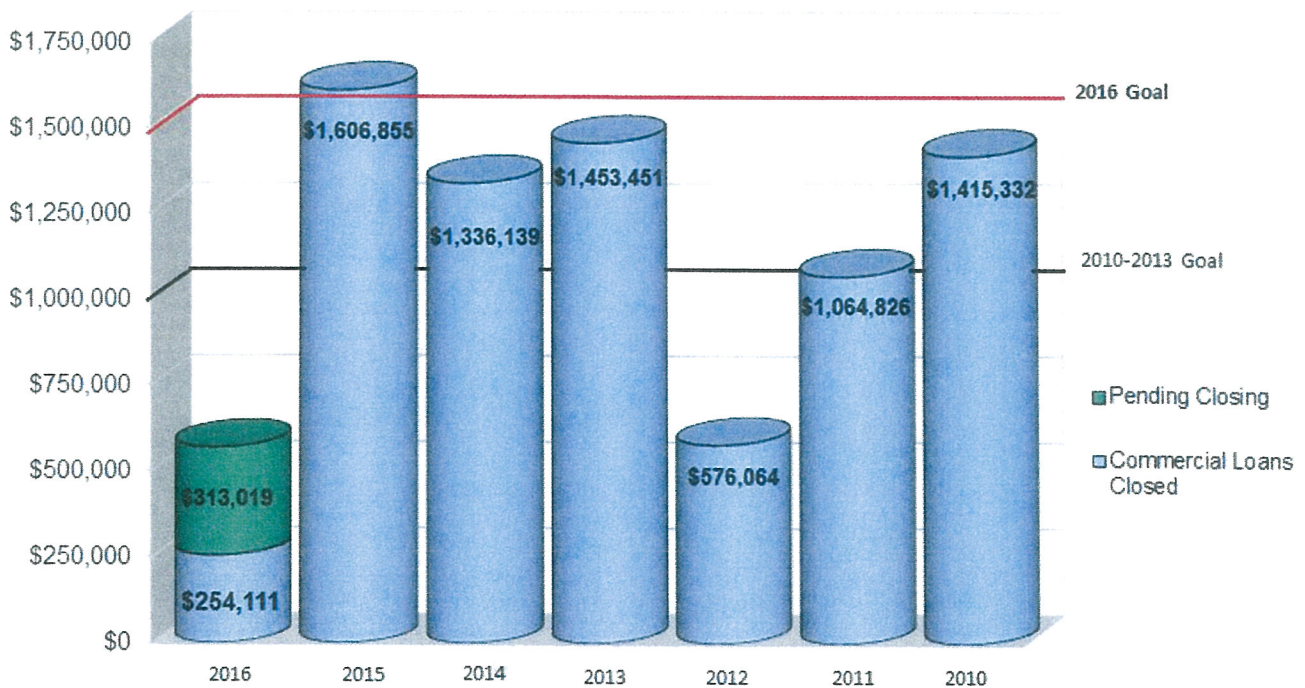


**Community Jobs Created or Retained**  
 Current Year to Date - 13 Total Jobs

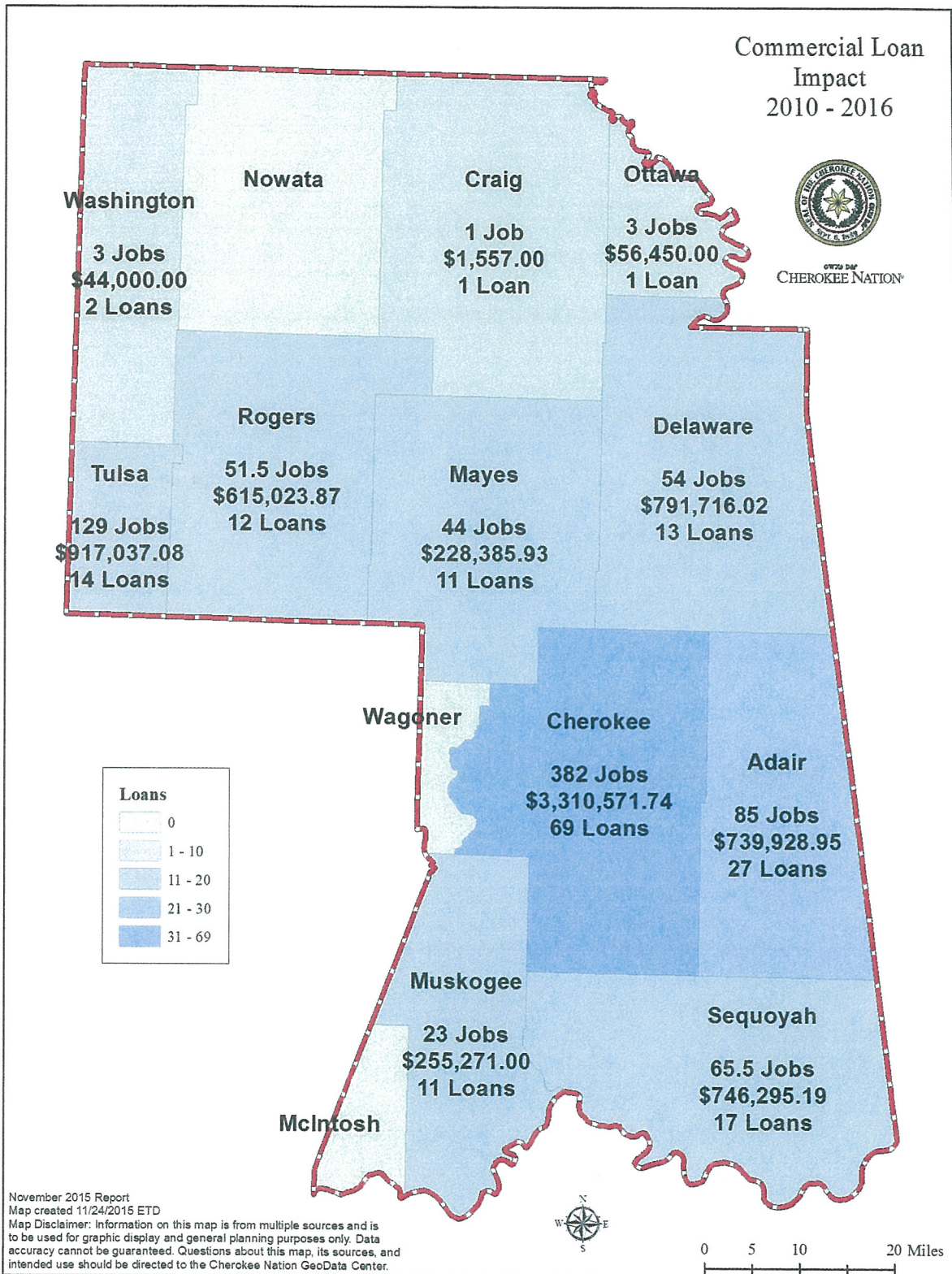


### Economic Investment in Local Communities

*Business loans made for startup or expanding businesses*



### Commercial Lending Impact, by County, 2010 through November 2015



### Commercial Loans Closed November 2015

Community	Loan Purpose	Project Costs	Loan Amount	Collateral Discounted Value	Owner Equity	Jobs
Haskell	Purchase New Equipment	\$178,300	\$48,000	Lien Drilling Machines, Heavy Equipment, Vehicle=\$55,417	73%	4
Stilwell	Consolidate Equipment Loans for Start-up	\$35,315	\$24,411	UCC Equipment, Storage Building, Lien on three vehicles=\$20,930	30%	1
Hulbert	Purchase Equipment	\$13,675	\$7,150	UCC Equipment and Portable Storage Building=\$6,675	49%	1

### Commercial Lending Pipeline

(Commercial requests submitted; varying stages completion and/or processing)

Community	County	Business Type	Startup or Expansion
Gore	Sequoyah	Service - Cleaning Business	Purchase Vehicle
Owasso	Tulsa	Service - Agriculture -Food	Start-Up
Nowata	Nowata	Transportation - Tire Repair	Start-Up
Claremore	Rogers	Service - Heating & Air	Purchase New Equipment
Tahlequah	Cherokee	Transportation - Body Shop Repair	Consolidate
Adair	Mayes	Service - Cleaning	Expansion
Pryor	Mayes	Transportation - Trucking	Expansion

### Available Lending Capital

▪ IRP:	\$400,791.89	▪ CDFI:	\$629,274.33
▪ Commercial:	\$523,270.35	▪ ICDBG:	\$333,606.78
▪ Consumer:	\$950,626.30		

\*Based on Cash Flow Statements ending October 31, 2015

### Business/Entrepreneur Workshops

Date	Location	Time	Workshop
December 11	Norman	11:30 am	Fall Business Showcase and Supplier Spotlight

### Entrepreneur Community Field Days

Community	Address	Dates
Pryor	One American Way Building - 2945 Hwy 69A	1st Tuesday Each Month
Bartlesville	Rogers State University - 401 S Dewey - Room 808	2nd Thursday Each Month
Sallisaw	Cherokee Nation - 100 East Choctaw	3rd Tuesday Each Month
Collinsville	Cherokee Nation - 109 E Main Street	3rd Thursday Each Month
Claremore	HACN - 23205 S Hwy 66	4th Thursday Each Month

\*\*Brian Wagon is the Business Coach for field visits. He may be reached at [Brian-Wagon@Cherokee.org](mailto:Brian-Wagon@Cherokee.org) or 918-506-9168.

## NOTEWORTHY

Year to date, **entrepreneurial development and business workshops** have been attended by **1,030 people**, 100 percent of whom found the training useful to building the capacity of their businesses.

We are working with TERO Contractors to revamp and revitalize our **contract lending program** to provide needed, early stage cash flow for contractors and subcontractors.

<b>Kawi Café Entrepreneur Graduates</b>	
<b>Total Graduates</b>	<b>21</b>
Food Industry Careers	13
Business Development Stage	2
Business Start Up	1
Regular Employment	2
Temporary Employment	1
Recent Graduates, not yet tracked	2

*"Our loan from the Cherokee Nation Small Business Assistance Center helped us with several major repairs and business expenses related to our trucking business. This allowed us to stay in operation and continue our success. Thank you! We appreciate it!!"*

**Ron and Mary Sanders**  
Hulbert, OK  
Sanders Trucking

## Artists and Community Tourism – Economic Development

*Increasing the business capacity of our Artists and tourism capacity of our communities*

<b>Cherokee Arts Center</b>		
Registration is necessary and all classes are fee based, paid directly to artists		
<b>Date</b>	<b>Time</b>	<b>Class</b>
Every Thursday	6:30 pm	Silversmithing Class
Every Wednesday	6:00 pm	Loom Weaving
Every Saturday	1:00 pm	Loom Weaving
Every Saturday	10:00 am to 1:00 pm	Watercolor Workshop

## NOTEWORTHY

The Cherokee Arts Center provides teaching space and specialized equipment for artists to increase their revenues. Year to date, **113 people have attended 25 artist taught classes** and the equipment has been used 154 times by 93 artists.

Year to date, **945 people** have taken advantage of the **Cherokee Arts Center** this includes **494 visitors to the Spider Gallery**.

The **Spider Gallery** currently represents **103 artists**. Year to date sales for the Spider Gallery are \$9,128.83.

**Artists have earned \$18,449.12** through Cherokee Arts Center and Spider Gallery activities. Tourism related small business and artist loans total \$49,500 year to date.



**ᎠᎵᎠᎠ 2015**  
November 2015  
**ᎠᎵᎠᎠ ᎠᎵᎠᎠ ᎠᎵᎠᎠ**  
**Executive Director's Report**

TᎠ ᎠᎠ  
Candessa Tehee  
ᎠᎵᎠᎠ ᎠᎵᎠᎠ  
Executive Director  
Cherokee Heritage Center  
918-453-5454 ext 6151  
candessa-tehee@cherokee.org

October News/Accomplishments/Announcements

- Book sale still continues with free shipping and discounts on purchases of 3 or more books applies to Moravian volumes 1 – 5.
- Hosted Eisenhower Fellow, Daisy Sayangda, from the Phillipines.
- Curated exhibit at Tulsa State Fair that was visited by over 1million.
- Outreach at National Trail of Tears Conference, Cape Girardeau, MO, November 5-6
- Callie Chunestudy hired as Curator.
- Sent representative to Eastern Band Fall Festival to promote CHC.
- Roy Boney served as Guest Curator for current exhibition, From Talking Leaves to Pixels: The History of the Cherokee Syllabary.
- Councilman Bryan Warner attended and assisted with demonstration of Cherokee art for Liberty Elementary Cultural Outreach program.
- Cherokee speaking docent funded by the Oklahoma Arts Council in the From Talking Leaves to Pixels exhibit through April.

Pending Items

- Fundraising
- Planning for construction of Archives and Collection building – Dry fire suppression system exceeds construction budget by \$225,000 (approx.)
- Drafts for grants to NEH, IMLS, and other agencies being finalized.

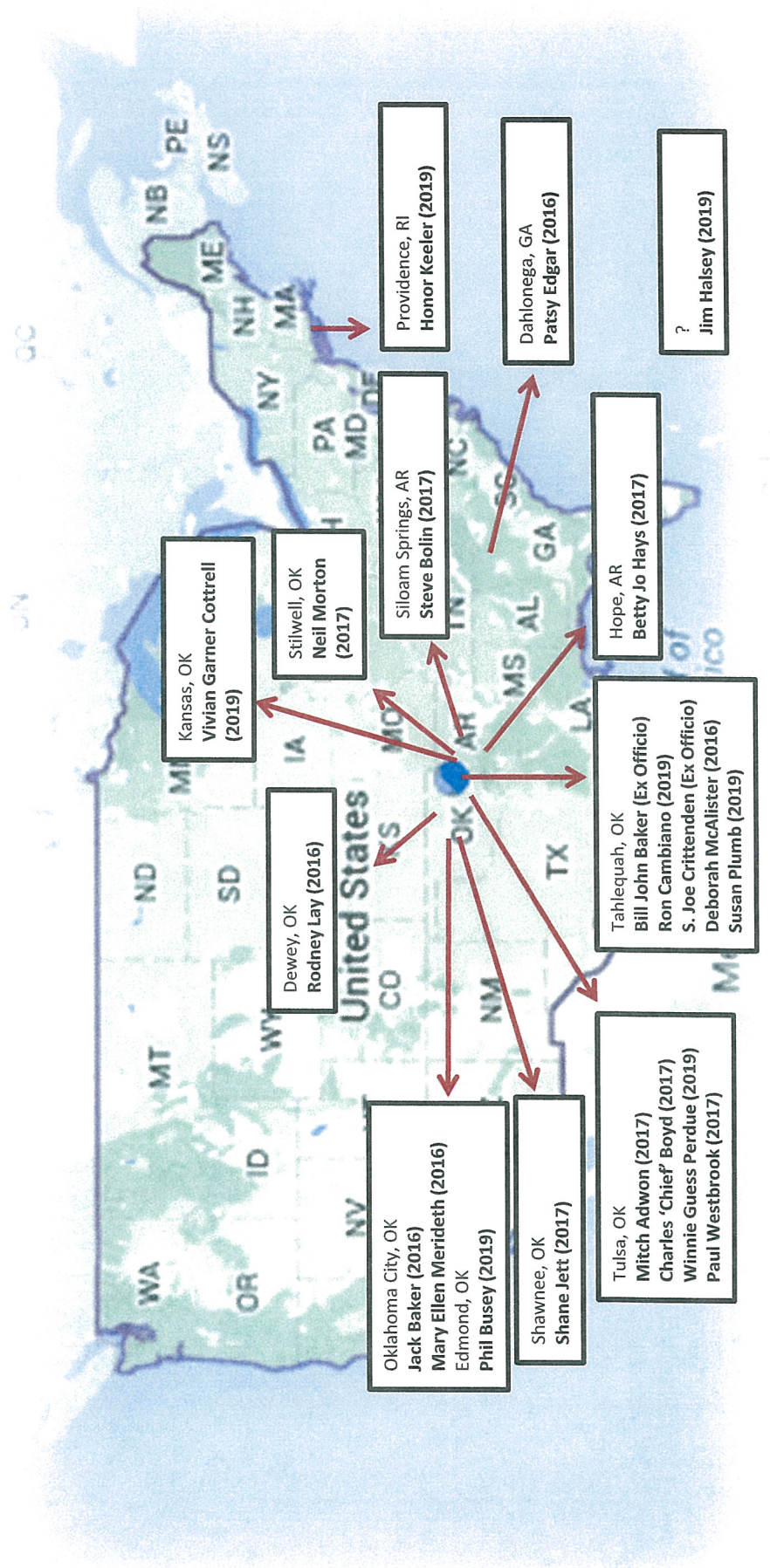
Upcoming Dates

November 14 -April 2	Cherokee Syllabary: From Talking Leave to Pixels Exhibit
January 1 – 14	CHC Closed for routine maintenance
January 14-15	Cherokee National Historical Society Board Meeting Strategic Planning and Board Training Hard Rock Hotel and Casino, Catoosa OK

<b>Cherokee Heritage Center Visitor and Event Numbers</b>				
	<b>Events and Offsite Services # of Attendees</b>			
	Off site	Onsite	<b>Visitors To Museum &amp; Diligwa</b>	<b>Volunteer Hours</b>
January	1045	12	493	357
February	495	8	928	276
March	786	979	3,790	784
April	2857	190	2872	247.5
May	2376	256	4817	162.5
June	1952	47	5727	125
July	1510	35	5545	79
August	200	25	3372	110.5
September	575	75	1110	243
October	1524	2774	3910	128
November				
December				
	13320	4401	32564	2512.5
		<b>Total for Outreach and Visitors</b>		
			<b>50,285</b>	

**Visitors from: 56 Countries  
50 States**

# Geographic Distribution of Cherokee National Historical Society Board of Trustees



**Cherokee National Historical Society, Inc**  
**Board of Trustees**

Cherokee National Historical Society **Contact Information** Contact List

LAST	FIRST	ADDRESS	CITY	ST	ZIP	PHONE	EMAIL
Adwon	Mitch	P.O. Box 52808	Tulsa	OK	74152	918-749-9555	<a href="mailto:mitch@adwonproperties.com">mitch@adwonproperties.com</a>
Bolin	Steve	17150 Winwood Ranch Rd	Siloam Spr	AR	72761	479-249-7400	<a href="mailto:swbolin@gmail.com">swbolin@gmail.com</a>
Baker	Jack	1102 Marlboro Lane	OKC	OK	73116	405-850-8828	<a href="mailto:jackdbaker@cox.net">jackdbaker@cox.net</a>
Baker	Bill John	P.O. Box 948	Tahlequah	OK	74465	918-453-1720	<a href="mailto:bill-baker@cherokee.org">bill-baker@cherokee.org</a>
Boyd	Charles "Chief"	6945 S East Ave, Ste A	Tulsa	OK	74133	918-633-3712	<a href="mailto:chief@tbgarch.net">chief@tbgarch.net</a>
Busey	Phillip	2316 Buffalo Pass	Edmond	OK	73034	405-641-4183	<a href="mailto:philip@buseygroup.com">philip@buseygroup.com</a>
Cambiano	Ron	600 N. Grand Ave	Tahlequah	OK	74464	918-444-3781	<a href="mailto:cambiano@nsuok.edu">cambiano@nsuok.edu</a>
Cottrell	Vivian Garner	Po Box 79	Kansas	OK	74347	918-597-5500	<a href="mailto:vivcott@sbcglobal.net">vivcott@sbcglobal.net</a>
Crittenden	S. Joe	P.O. Box 948	Tahlequah	OK	74465	918-453-5536	<a href="mailto:communications@cherokee.org">communications@cherokee.org</a>
Edgar	Patricia	795 Torchlight Trace	Dahlonega	GA	30533	706-865-7079	<a href="mailto:edgpi@aol.com">edgpi@aol.com</a>
Halsey	Jim						
Hays	Betty Jo	401South Spruce	Hope	AR	71801	870-777-3327	<a href="mailto:bjhavs@arkansas.net">bjhavs@arkansas.net</a>
Jett	Shane	130 E. MacArthur, Ste 206	Shawnee	OK	74804	405-878-4697	<a href="mailto:shanejett@gmail.com">shanejett@gmail.com</a>
Keeler	Honor	156 5th St	Providence	RI	2906		<a href="mailto:hk.aasia@indian-affairs.org">hk.aasia@indian-affairs.org</a>
Lay	Rodney	12211 Hwy 75	Dewey	OK	74029	918-534-4044	<a href="mailto:rodney@rodneylay.com">rodney@rodneylay.com</a>
McAlister	Deborah	110 E. Love Lane	Tahlequah	OK	74464	405-210-1926	<a href="mailto:deborah-mcalister@cherokee.org">deborah-mcalister@cherokee.org</a>
Meredith	Mary Ellen	623 Culbertson Drive	OKC	OK	73105	405-524-2685	<a href="mailto:noksi@aol.com">noksi@aol.com</a>
Morton	W. Neil	625 Allison	Stilwell	OK	74960	918-230-7867	<a href="mailto:wneil@windstream.net">wneil@windstream.net</a>
Perdue	Winnie Guess	6312 E. 58th Street	Tulsa	OK	74135	918-494-0855	<a href="mailto:wmgagledancer@yahoo.com">wmgagledancer@yahoo.com</a>
Plumb	Susan	125 E. 1st Street	Tahl	Ok	74464	918-456-4231	<a href="mailto:plumboccc@yahoo.com">plumboccc@yahoo.com</a>
Westbrook	Paul	7209 S Atlanta Ave	Tulsa	OK	74136	918-931-7025	<a href="mailto:westbroo@nsuok.edu">westbroo@nsuok.edu</a>

**2014-2015 Executive Board: (to be confirmed at Jan board meeting)**

- President S. Plumb
- Vice Pres S. Jett
- Treasurer J. Baker
- Secretary P. Westbrook