

I. Budget Highlights – please refer to Monthly Financial Report

II. Program Highlights for July:

<u>District 1</u> 412 North Information Report (1) Warrants (5) Other Agency Assists (13) Warnings (56) Citations (16) Alcohol/Drug Arrests (6) A&B/DV (1) Burglary /Theft/Larceny (3) DUS (2) False Impersonation (1) Contraband in Penal Facility (1) Possession of Fire on Federal Property (1)	<u>District 2</u> 412 South Information Report (6) Warrants (32) Other agency assists (166) Warnings (125) Citations (97) Alcohol/Drug Arrests (35) A&B/DV (3) Burglary/Theft/Larceny (5) DUS (3) Rape (1) Violation of P.O. (2) Runaway (1) Vandalism (2) Threats (1) Child Endangerment (1)
---	--

III. Special Operations

Dive (0)
SWAT (2)

IV. Accomplishments

David Johnson, Brian Catcher Crime Scene Investigation
 Jenni Lingor, Shawna Roach, Mike Roach, Casey King RAD Conference
 Danny Tanner, Josh Smith Kirby Morgan Repair Technician
 Suzanne Drywater SORNA
 28 Officers Criminal Jurisdiction in Indian Country

V. Security

Security Violations (31)
 Vehicle Assists (8)
 Incident Reports (2)

VI. Federal Facilities

Claremore (2) EDO
 Hastings (0)

VII. Community

Camp Cherokee

VIII. NAHASDA PATROLS:

District 1 344
 District 2 670
 Total 1014

Group: Election Commission

Month/Year of Report: July 2014

Group Leader: CNEC

Phone: 918-458-5899

E-mail: election-commission@cherokee.org

I. Budget Highlights

a.)

II. Program Highlights

a.) Balanced Scorecard Measures

1. NA
- 2.
- 3.

b.) Accomplishments

1. The Election Commission has a full staff including a new Administrator (Madison Cornett), Clerk I(Brooke Tillison), and Clerk II (Keeli Duncan) to carry out the day-to-day duties of the office. It has helped the Commission to stay current on registrations and functions for the office.
2. Relinquished and deceased from Tribal Registration are current through July 2014. The Election Commission continues to work with Tribal Registration to ensure that we are staying current with relinquished and deceased registered voters. In our new reports conducted with our database (Chronicle), it shows how many are taken out for those reasons. We have attached the report for July.
3. For the month of July the Election Commission processed 1,135 voter registrations, attached is a report containing the details of what type of applications they were (some registrations were from June that were processed in July). The Election Commission has attended an At-Large community meeting and a few in-district meetings to provide a service to Cherokee citizens. We have obtained roughly over 400 registrations that were new voters and voter change/correction requests from these meetings.
4. The Election Commission has been able to harness the new updates in the voter registration system Chronical. The new updates have helped reach out to registered voters for notifications of distric and precinct and also alerts for any needed changes

or corrections.

c.) Future Plans/New Initiatives

1. . The Election Commission has identified several areas that would benefit from tribal voter registration services, including North Eastern State University events and Cherokee Holiday events.
2. Process voter registration forms and deceased notifications and file in the central file of registration at the CNEC office. Registrations are coming in on a daily basis through the mail, walk-in, and interoffice. They are being processed as they come in as to keep this up to date.
3. The staff of the Commission will be utilizing the voter registraion system (Chronical) updates for any questions, notifications, or issues that arise for election processes.
4. This Fall the Election Commission will be working to get ready to use new election equipment and start running 'mock' elections for training and testing purposes.

Date Range: 07/01/2014 - 08/01/2014

Applications Received

Voter Registration Applications	1,135
Absentee Applications	0
Total	1,135

Registration Applications Rejected

Insufficient Address	6
Legacy	8
No Roll Number	6
Not Signed	10
Under Age	0
Total	30

Deleted Registrations

Freedmen	0
Inactive	1
Voter Deceased	42
Voter Relinquished	12
Total	55

Registration Status Changes

Deleted Restored	6
Total	6

Chronicle- Voter Registration by District and Precinct

8/4/2014 1:31 PM

District	Precinct	Voters
District No. 1	Hulbert	956
	Okay	245
	Tahlequah (1)	972
Total for District		2,173
District No. 2	Briggs	141
	Lowrey	180
	Tahlequah (2)	3,200
Total for District		3,521
District No. 3	Cookson	158
	Keys	516
	Tahlequah (3)	1,279
Total for District		1,953
District No. 4	Ft. Gibson	1,325
	Muskogee	328
	Warner	884
Total for District		2,537
District No. 5	Paradise Hill	169
	Sallisaw (5)	706
	Vian	1,235
Total for District		2,110
District No. 6	Belfonte	77
	Marble City	211
	Muldrow	1,345
	Sallisaw (6)	902
Total for District		2,535
District No. 7	Cave Springs	188
	Chewey	57
	Stilwell (7)	2,539
	Westville (7)	785
Total for District		3,569
District No. 8	Bell	201
	Stilwell (8)	830
	Westville (8)	274
Total for District		1,305
District No. 9	Jay (9)	763

Chronicle- Voter Registration by District and Precinct

8/4/2014 1:31 PM

District	Precinct	Voters
District No. 9	Kansas	1,247
	Kenwood	64
	Salina (9)	722
	Total for District	2,796
District No. 10	Afton	594
	Grove	725
	Jay (10)	605
	Pryor (10)	677
	Salina (10)	132
	Spavinaw	60
Total for District	2,793	
District No. 11	S. Coffeyville	428
	Vinita	1,660
	Welch	123
Total for District	2,211	
District No. 12	Bartlesville	1,461
	Nowata	610
	Skiatook	48
Total for District	2,119	
District No. 13	Catoosa	201
	Collinsville	829
	Tulsa	1,714
Total for District	2,744	
District No. 14	Chelsea	468
	Claremore (14)	2,387
	Oologah	225
Total for District	3,080	
District No. 15	Claremore (15)	518
	Locust Grove	849
	Pryor (15)	639
	Salina (15)	26
Total for District	2,032	
At Large	At Large	24,475
Total for District	24,475	
Grand Total		61,953



CHEROKEE NATION TRIBAL COUNCIL RULES COMMITTEE REPORT

Group: Tax Commission

Month/Year of Report: August, 2014

Group Leader: Sharon Swepston

Phone:

E-mail: Sharon-swepston@cherokee.org

I. Budget Highlights

- a.) Please refer to the monthly financial report from Finance.

II. Program Highlights

a.) Motor Vehicle

1. Year to Date Motor Vehicle revenue for FY14 compared to FY13 as of June 30th 2014 & June 30th 2013, had an overall increase of 19.84%.
2. The month to month revenue comparison for June 2013 (FY13) compared to June 2014 (FY14) shows an increase of 33.28%.
3. The detail for all areas of revenue for motor vehicle is shown on the attached graphs.
4. In November there were 765 new tags issued December 588, January 743, February 763, March 933, April 931, May 953, June 1,096 and July 1,408 in the Extended Jurisdictional Boundary area.

b.) Revenue and Taxation Division

1. Year to Date Revenue and Taxation (Tobacco) for FY14 compared to FY13 as of June 30th 2014 & June 30th 2013, had an overall decrease of 5.81%.
5. A month to month revenue comparison June 2013 (FY13) compared to June 2014 (FY14) shows an increase of 12.05% due mainly to retail sales tax and alcohol tax.
3. The detail for all areas of tax is shown on the attached graphs.

c.) Future Plans/New Initiatives

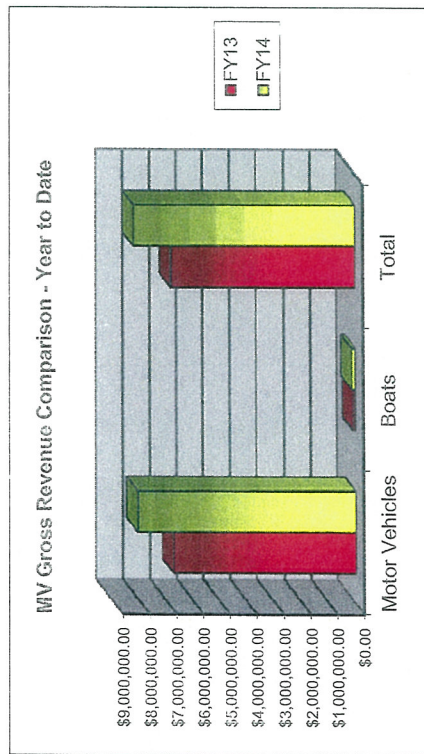
1. The next Tax Commission meeting is scheduled for September 10, 2014 at 4:30 pm in the CNTC Conference room.
2. The Veterans Sales Tax Exemption Cards have been mailed out to all qualified applicants. As of August 8, 2014 we have mailed out 105 Veteran Sales Tax Exemption Cards. CNE has implemented their upgraded system to process the new sales tax exemptions for Cherokee veterans.
3. We have received our July report for June purchases and payment from the State of Oklahoma and rebates are scheduled to be distributed to the retailers by August 15, 2014.



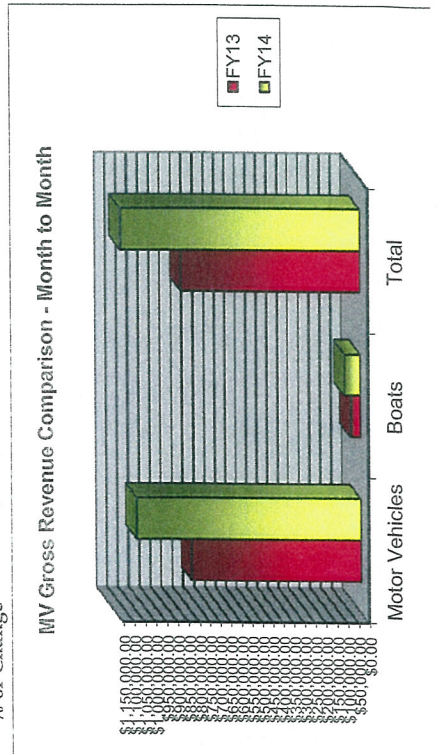
CHEROKEE NATION TAX COMMISSION

JUNE, 2014

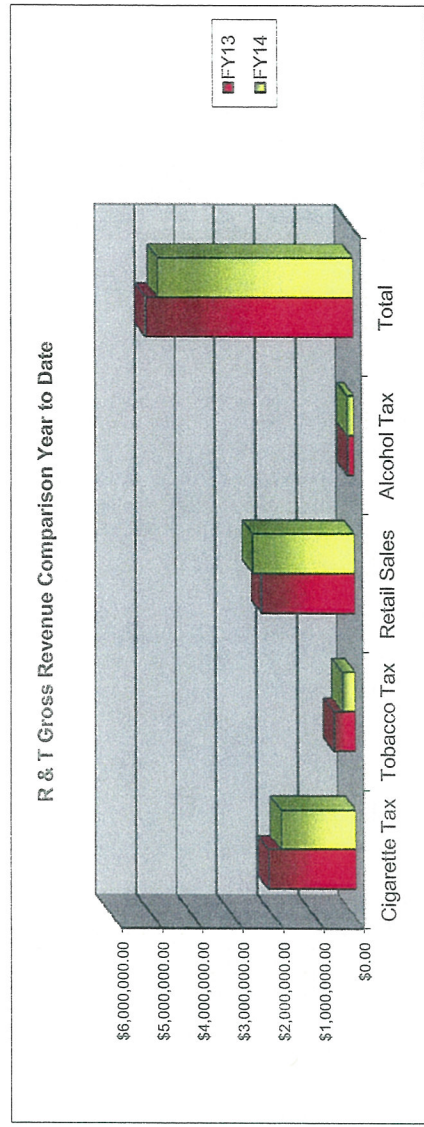
	Motor Vehicles	Boats	Total
FY13	\$6,813,782.09	\$97,481.71	\$6,911,263.80
FY14	\$8,133,128.13	\$149,327.48	\$8,282,455.61
% of Change	19.36%	53.19%	19.84%



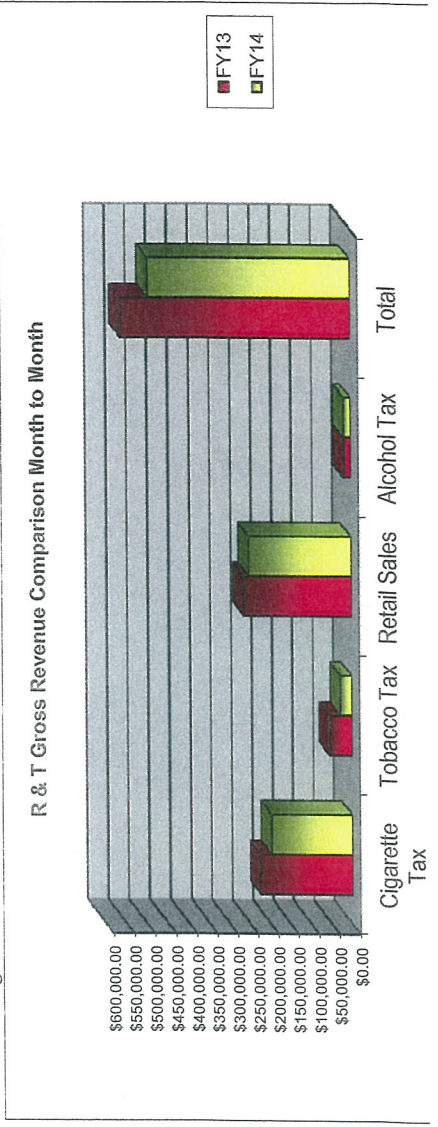
	Motor Vehicles	Boats	Total
FY13	\$794,645.44	\$43,732.62	\$838,378.06
FY14	\$1,046,073.03	\$71,306.60	\$1,117,379.63
% of Change	31.64%	63.05%	33.28%



	Cigarette Tax	Tobacco Tax	Retail Sales	Alcohol Tax	Total
FY13	\$2,168,026.75	\$541,712.96	\$2,306,752.72	\$166,492.54	\$5,182,984.97
FY14	\$1,858,785.11	\$328,307.69	\$2,518,075.43	\$176,621.92	\$4,881,790.15
% of Change	-14.26%	-39.39%	9.16%	6.08%	-5.81%



	Cigarette Tax	Tobacco Tax	Retail Sales	Alcohol Tax	Total
FY13	\$223,728.61	\$53,868.28	\$262,007.03	\$17,064.69	\$556,668.61
FY14	\$196,063.35	\$27,174.45	\$249,945.69	\$16,420.91	\$489,604.40
% of Change	-12.37%	-49.55%	-4.60%	-3.77%	-12.05%



Group: Government Resources Month/Year of Report: July/August 2014 8/08/14

Group Reporter: Vickie Hanvey Phone: 918-453-5391 Email: vhanvey@cherokee.org

I. Budget Highlights – please refer to Monthly Financial Report

Description of Budget exceptions: No budget exceptions to report. Two of three Self Governance Analyst positions are vacant.

II. Program Highlights

1. NEGOTIATIONS:

• **DOI: FY 2015 Reprogramming Request**

The Cherokee Nation Self Governance Office is engaged in discussion with the DOI Office of Self Governance (OSG) regarding its FY 2015 Reprogramming Request. In August, Self-Governance staff and representatives from DOI OSG began negotiations of the Nation's FY15 DOI funding agreement. A meeting is scheduled August 22, to finalize the agreement.

• **IHS: Direct Contract Support Costs:**

In July, Self-Governance and Health Services staff met with the IHS Oklahoma City Area Office to begin renegotiating the Nation's Direct Contract Support Costs (DCSC) rate. A second meeting occurred on August 13th. DCSC pay for activities that are not contained in either the Nation's IDC pool or the amount computed pursuant to Section 106(a)(1) of the Indian Self-Determination and Education Assistance Act.

• **DOI, OST Negotiations:**

Self-Governance staff is currently engaged in renegotiation discussions with the DOI Office of Special Trustee to renegotiate our Real Estate Appraisal Services and Beneficiary Processes Program Memorandums of Understanding. Self-Governance is coordinating with program staff throughout the renegotiations.

2. BIA/IHS Self-Governance Advisory Committees:

On July 29th-31st, Self-Governance staff participated in the BIA/IHS Self-Governance Advisory Committees (SGAC). Vickie Hanvey currently serves as a representative for the Eastern Oklahoma region on the BIA SGAC. Title IV amendments to the Indian Self-Determination and Education Assistance Act, contract support costs, equitable access to funding and grants, law enforcement, and increased access to non-DOI and HHS funding sources were discussed during the BIA portion of the meeting. Members of the IHS Tribal Self-Governance Advisory Committee (TSGAC) discussed advanced appropriations for IHS, expansion of self-governance within HHS, contract support costs, budget issues, and many other topics. The committees had the opportunity to provide input to several federal officials, including DOI Assistant Secretary-Indian Affairs Kevin Washburn, IHS Director Yvette Roubideaux, and BIA Director Mike Black.

3. Contract Disputes Act Litigation:

On June 13th, Cherokee Nation and the United States Department of Justice (DOJ) reached an agreement in principle for settlement of the Nation's Contract Disputes Act lawsuit for underpayment of CSC. On July 10th, the settlement received final approval by the DOJ. Shortly after final approval, Attorney General Hembree approved the settlement on behalf of the Nation. On July 24th, Indian Health Service sent paperwork to the United States Department of Treasury

authorizing payment of the Nation's settlement. The Nation expects to receive the settlement funds from Treasury within three months, but there is not an exact timeline for payment.

4. BIA/IHS Contract Support Costs Workgroups:

Vickie Hanvey is currently serving as the representative for the BIA Eastern Oklahoma Region on the Bureau's CSC Workgroup. Vickie is also serving as a technical advisor to the members of the Indian Health Service CSC Workgroup. Both groups are composed of tribal and federal officials that are tasked with developing recommendation on how the BIA and IHS can update and improve their national CSC policies. The update in policy is necessary in light of Congress' recent directive that the agencies fully fund CSC. The IHS Workgroup is scheduled to make its formal recommendations to Director Roubideaux by mid-September.

5. Administration for Children and Families Tribal Advisory Committee

Vickie Hanvey serves as the Region 6 representative for the Administration for Children and Families Tribal Advisory Committee (TAC). The committee held their most recent meeting on August 4th and 5th. The purpose of the TAC is to support the Department of Health and Human Services Assistant Secretary for the Administration for Children and Families as he carries out his responsibilities for programs that serve Native Americans. Cherokee Nation receives over \$10 million in annual child care funding from ACF.



6. Environmental Protection Agency Self-Governance:

At the request of the Cherokee Nation Environmental Protection Administrator, Tom Elkins, Self-Governance staff are working with the DOI Self-Governance Advisory Committee (SGAC) to explore the potential of expanding the Self Governance initiative to the United States Environmental Protection Agency (EPA). On July 29th, JoAnn Chase, Director of the American Indian Environmental Office within the U.S. EPA attended the Self-Governance Advisory Committee meeting to discuss adoption of a Self-Governance model within EPA. Tom Elkins attended the meeting and provided input on how Self-Governance within EPA would strengthen environmental standards and reduce administrative burden within the Cherokee Nation. After the meeting, SGAC members agreed to form a workgroup to further explore Self-Governance within EPA.

7. PL102-477 Onsite Review:

The Nation received email correspondence regarding the scheduling of an onsite review of our P.L. 102-477 program. Yvonne LaRocque, Self Determination Officer / Senior Awarding Official from Great Plains Regional Office will be conducting the review in mid-August.

8. Sequoyah High School/Bureau of Indian Affairs Roads Inventory:

Self-Governance staff and the Cherokee Nation Roads Department have initiated discussions with the Bureau of Indian Affairs regarding five roads/routes on the campus of Sequoyah High School. The five "routes" were part of a package of fourteen routes submitted to the

BIA in 2012 to be placed on the Nation's BIA roads inventory. The other nine routes have been added to the Nation's roads inventory and are now eligible for federal funding. Cherokee Nation Roads and Self Governance staff has made several unsuccessful attempts to resolve this issue.

Other SG Participation:

- TIBC EORO Representative
- National DOI Tribal Data Management pilot project.
- National Title VI workgroup to further SG within HHS.
- National HHS ACF Tribal Advisory Council
- National Title IV workgroup with DOI SGAC.
- National DOI CSC workgroup.
- National DOI Funding Formula Matrix workgroup for SGAC.
- National DOI Self-Governance 2.0 Workgroup
- Oklahoma SG Coalition representation of SG issues specific to Oklahoma.



ᑭᑭᑭᑭ ᑤᑭᑭᑭ ᑭᑭᑭᑭᑭᑭ ᑤᑭᑭᑭᑭᑭ
Cherokee Nation Gaming Commission
Director's Report
22 august 2014

2014 COMPACT FEE PAYMENTS

	State	Fair Meadows	OHRC	Sub-Total	YTD
Jan	\$ 805,377.12	\$ 56,521.19	\$ 184,329.98	\$ 1,046,228.29	\$ 1,046,228.29
Feb	\$ 1,154,881.13	\$ 56,337.84	\$ 196,788.19	\$ 1,408,007.16	\$ 2,454,235.45
Mar	\$ 1,130,932.71	\$ 56,421.18	\$ 224,361.83	\$ 1,411,715.72	\$ 3,865,951.17
Apr	\$ 1,137,427.27	\$ 57,404.59	\$ 199,417.18	\$ 1,394,249.04	\$ 5,260,200.21
May	\$ 1,233,070.41	\$ 57,954.64	\$ 217,736.78	\$ 1,508,761.83	\$ 6,768,962.04
June*	\$ 1,138,416.36	\$ 57,904.63	\$ 193,929.63	\$ 1,390,250.62	\$ 8,159,212.66
July	\$ 1,160,928.31	\$ 58,071.31	\$ 203,380.96	\$ 1,422,380.58	\$ 9,581,593.24
Aug	\$ -	\$ -	\$ -	\$ -	\$ 9,581,593.24
Sept	\$ -	\$ -	\$ -	\$ -	\$ 9,581,593.24
Oct	\$ -	\$ -	\$ -	\$ -	\$ 9,581,593.24
Nov	\$ -	\$ -	\$ -	\$ -	\$ 9,581,593.24
Dec	\$ -	\$ -	\$ -	\$ -	\$ 9,581,593.24
YTD Adj.	\$ -	\$ -	\$ -	\$ -	\$ 9,581,593.24
	\$ 7,761,033.31	\$ 400,615.38	\$ 1,419,944.55	\$ 9,581,593.24	

* Includes the annual \$35,000 oversight payment

NIGC Fee Payments	
March	\$ 75,522.12
June	\$ 73,424.27
September	\$ -
December	\$ -
TOTAL	\$ 148,946.39

Total Compact & NIGC Fee Payments	\$ 9,730,539.63
--	------------------------

COMPACT FEE PAYMENT SUMMARY

	State	Fair Meadows	OHRC	Sub-Total	LTD
2005	\$ 2,948,594.00	\$ 500,040.00	\$ 1,478,858.36	\$ 4,927,492.36	\$ 4,927,492.36
2006	\$ 7,629,889.06	\$ 1,788,222.63	\$ 7,238,117.75	\$ 16,656,229.44	\$ 21,583,721.80
2007	\$ 11,472,065.73	\$ 962,047.93	\$ 4,573,604.66	\$ 17,007,718.32	\$ 38,591,440.12
2008	\$ 11,656,274.15	\$ 765,407.17	\$ 3,457,394.08	\$ 15,879,075.40	\$ 54,470,515.52
2009	\$ 12,258,076.70	\$ 749,466.52	\$ 2,393,709.96	\$ 15,401,253.18	\$ 69,871,768.70
2010	\$ 12,530,548.89	\$ 654,902.38	\$ 2,245,073.51	\$ 15,430,524.78	\$ 85,302,293.48
2011	\$ 12,842,971.99	\$ 624,666.63	\$ 2,263,371.18	\$ 15,731,009.80	\$ 101,033,303.28
2012	\$ 13,191,133.21	\$ 635,500.83	\$ 2,429,283.07	\$ 16,255,917.11	\$ 117,289,220.39
2013	\$ 13,775,089.66	\$ 671,503.73	\$ 2,454,446.83	\$ 16,901,040.22	\$ 134,190,260.61
2014	\$ 7,761,033.31	\$ 400,615.38	\$ 1,419,944.55	\$ 9,581,593.24	\$ 143,771,853.85
	\$ 106,065,676.70	\$ 7,752,373.20	\$ 29,953,803.95	\$ 143,771,853.85	

LICENSING SUMMARY

Location	Key Employee	PMO	Operational	Total
Roland	149	91	55	295
Ramona	87	40	32	159
Catoosa	1,008	348	577	1,933
Catoosa - SS	6	2	-	8
WSS	394	168	216	778
Tahlequah	141	65	53	259
Sallisaw	69	35	28	132
Ft. Gibson	90	32	32	154
WRD	68	28	31	127
Corporate	101	124	2	227
CNGC	-	52	-	52
Toby Keith	-	-	91	91
CN Day Worker	-	-	56	56
TOTALS	2,113	985	1,173	4,271

VENDOR LICENSES

Entity	Class A	Class B	Class C	Exempt	Total
Companies	91	95	1	42	229
Individuals	740	326	3	-	1,069

GAMING MACHINES

Vendor	Catoosa	Cat SS	Ft. Gibson	Roland	Sallisaw	WSS	Ramona	Tahl.	WRD	Totals
CLASS II										
AGS	-	-	-	-	-	-	-	20	-	20
Eclipse	16	-	-	-	-	-	-	21	-	37
GTAG/WMS	35	-	-	25	-	70	-	16	-	146
VGT	930	52	222	262	100	545	230	140	-	2,481
Sub-Total	981	52	222	287	100	615	230	197	-	2,684
COMPACT										
AGS	20	-	4	-	-	-	6	-	-	30
Ainsworth	8	-	6	6	-	12	8	8	-	48
Aristocrat	80	10	8	11	6	54	4	4	-	177
Aruze	12	-	12	-	-	10	14	-	-	48
Bally	333	6	60	81	31	186	67	33	40	837
IGT	552	5	79	144	72	362	52	102	80	1,448
Konami	75	-	24	22	12	82	36	23	-	274
Multimedia	52	-	18	24	4	57	30	16	-	201
Nova	12	-	6	-	-	6	8	8	-	40
Speilo	15	-	5	-	-	12	8	8	-	48
VGT	-	-	-	-	-	-	-	-	102	102
WMS	209	9	50	40	40	118	26	15	28	535
Sub-Total	1,368	30	272	328	165	899	259	217	250	3,788
Grand Total	2,349	82	494	615	265	1,514	489	414	250	6,472
Class II	981	52	222	287	100	615	230	197	-	2,684
% of floor	41.76%	63.41%	44.94%	46.67%	37.74%	40.62%	47.03%	47.58%	0.00%	41.47%
Compact	1,368	30	272	328	165	899	259	217	250	3,630
% of floor	58.24%	36.59%	55.06%	53.33%	62.26%	59.38%	52.97%	52.42%	100.00%	58.53%
TOTAL	2,349	82	494	615	265	1,514	489	414	250	6,472

CARD / TABLE GAMES

Table Games				
Game	Catoosa	Roland	WSS	Total
Poker	12	7	8	27
3-Card Poker	-	-	-	-
Progressive 3-Card Pok	2	1	1	4
Ult. Texas Hold'em	1	-	-	1
Progressive UTH	4	1	2	7
Blackjack	17	6	10	33
21 +3	4	2	3	9
Roulette	3	-	2	5
House Money	-	-	2	2
Craps	1	-	-	1
Total	44	17	28	89

HUMAN RESOURCES

July 2014

NASON MORTON, INTERIM EXECUTIVE DIRECTOR
Extension 5682

Human Resources is currently working on the revision of Cherokee Nation Human Resources Policies and Procedures (CNHRPP), Chapter III, portions of Chapter II and portions of Chapter V, Benefits.

Total numbers of Employees as of August 4, 2014, 3,414. Of those, 2,805 are Cherokee and 259 are other Indian.

EMPLOYMENT/COMPENSATION

Processed	July	YTD
Number of Employees Hired	63	271
% of Cherokees Hired	79	82
% of Indians Hired	8	7
# of Applications Received	580	3326
# of Interview Panels Sent	124	762

BENEFITS

Processed	July	YTD
Educational Reimbursement Requests	3	19
401(k) Distributions	43	317
401(k) Loans	31	169
401(k) Hardship	2	26
FMLA	40	289
COBRA	33	197
Short Term Disability	14	94
Workers' Compensation	1	13

EMPLOYEE DEVELOPMENT

Orientations/Trainings Presented	July	YTD
Trainings Presented	31	193