



GWYOᎠ ᎠᎳᎹ

CHEROKEE NATION[®]
HUMAN SERVICES

TRIBAL COUNCIL
MONTHLY REPORT

SEPTEMBER 2024

JENNIFER KIRBY

Executive Director

Email: jennifer-kirby@cherokee.org

Phone: (918) 453-5150

LEAH DUNCAN

Deputy Executive Director

Email: leah-duncan@cherokee.org

Phone: (918) 207-3914

BRIDGET TOBEY

Sr. Director Child Care & Development

Email: bridget-tobey@cherokee.org

Phone: (918) 453-5057

BRITTANY DAVIS

Director Family Assistance

Email: brittany-denny@cherokee.org

Phone: (918) 453-5278

LOU STRETCH

Sr. Director Indian Child Welfare

Email: lou-stretch@cherokee.org

Phone: (918) 453-5000 ext. 7480

SARA QUETONE

Director Child Support Services

Email: sara-quetone@cherokee.org

Phone: (918) 453-5000 ext. 7089

LINDA VANN

Director Youth Services & Special Projects

Email: linda-vann@cherokee.org

Phone: (918) 458-4440

BRENDA ALRED

Director Operations

Email: brenda-alred@cherokee.org

Phone: (918) 453-5375

CHRISTINA TIGER

Interim Director One Fire-Victim Services

Email: debra-protor@cherokee.org

Phone: (918) 772-4252

JANET LUPER

Manager Food Distribution

Email: janet-luper@cherokee.org

Phone: (918) 207-3911

EMPLOYEES 409.5

VACANCIES 146

VOLUNTEERS 12



GWAY DBF
CHEROKEE NATION[®]
HUMAN SERVICES

TRIBAL COUNCIL MONTHLY REPORT

TABLE OF CONTENTS

<u>Cherokee First</u>		<u>4</u>
Community Youth		4
Community Adult		4
<u>Child Care & Development</u>		<u>5 – 6</u>
Child Care Development Centers		5
Subsidy		5
Resource & Referral		6
Licensing & Monitoring		6
Home Visiting		6
<u>Family Assistance</u>		<u>7 – 10</u>
Food Distribution		7
BIA Social Services		8
Burial Assistance		8
Elder Services		9
LIHEAP		10
NAHASDA		10
Tribal Emergency Assistance.....		10
<u>Indian Child Welfare</u>		<u>12 – 15</u>
Programs with Court Interaction		12
Eligibility Notices, Prevention, & Intervention		14
Child Protective Services		15
Certification & Placement Services		15
<u>Office of Child Support</u>		<u>17 – 19</u>
<u>Youth Services & Special Projects</u>		<u>20</u>
John A. Ketcher Youth Services Center		20
MAC (Making a Change) Classes		20
Youth Services		20

CHEROKEE FIRST

ADMINISTRATIVE OFFICER – JANELL SMITH

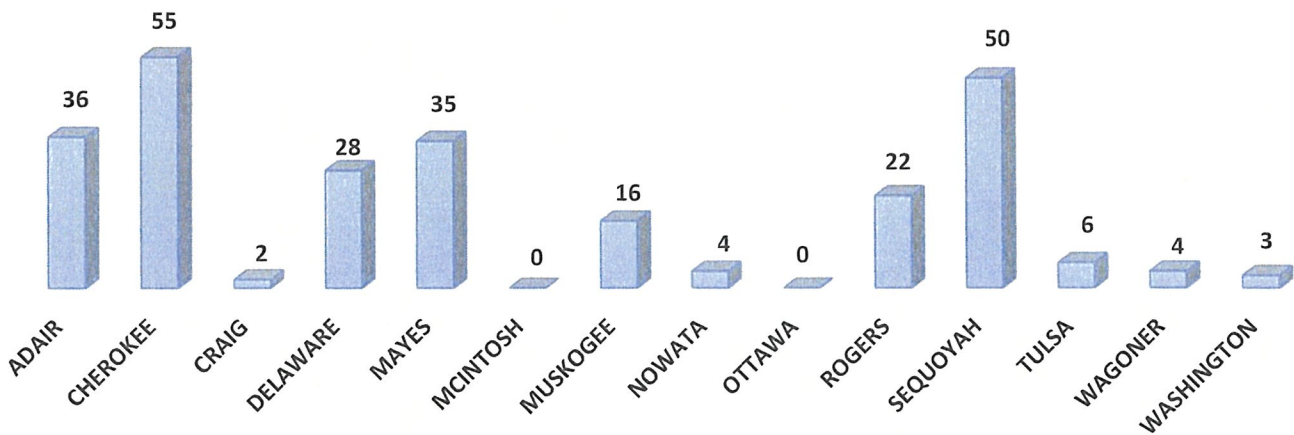
PROGRAMS:
Community Youth
Community Adult

EMPLOYEES 3
VACANCIES 0
VOLUNTEERS 0

Total Amount Distributed This Month: \$ 62,600.00

Community Youth

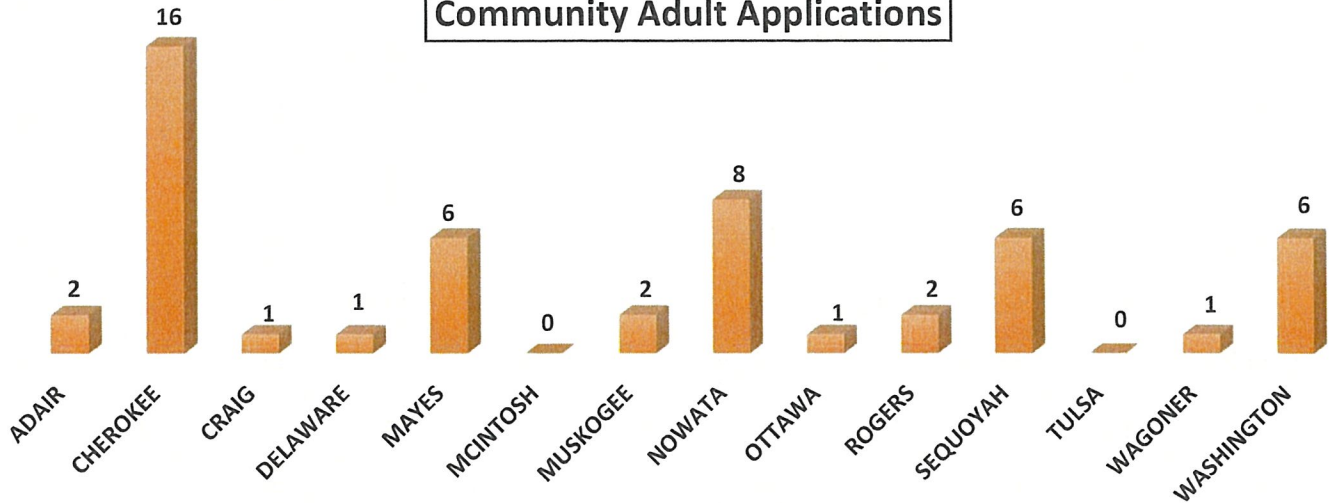
Community Youth Applications



Total Number of Youth Clients: 261

Community Adult

Community Adult Applications



Total Number of Adult Clients: 52

CHILD CARE & DEVELOPMENT

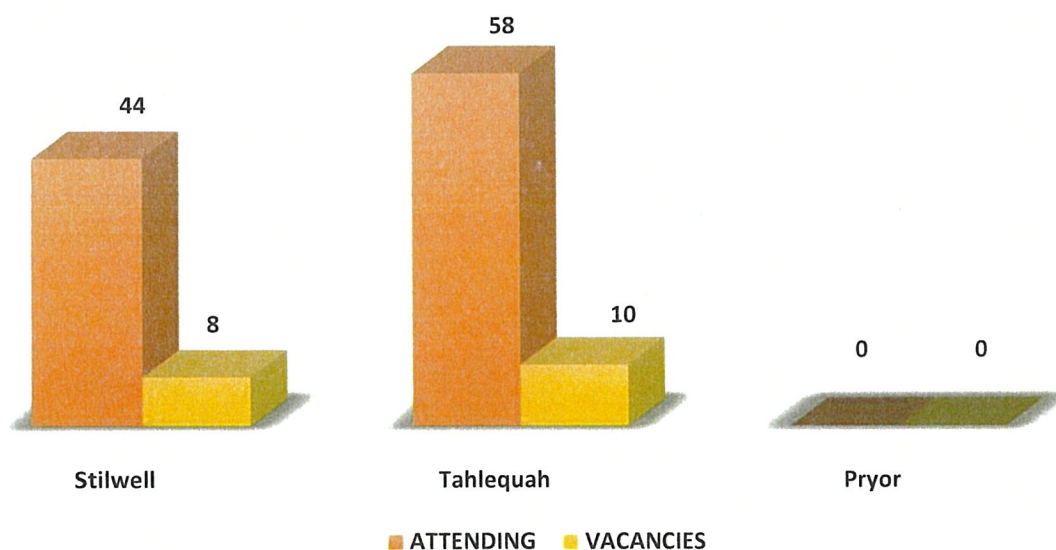
SENIOR DIRECTOR – BRIDGET TOBEY

PROGRAMS:

Child Care Development Centers
Subsidy
Resource & Referral
Licensing & Monitoring
Home Visiting

EMPLOYEES 126
VACANCIES 78
VOLUNTEERS 0

Child Care Development Centers



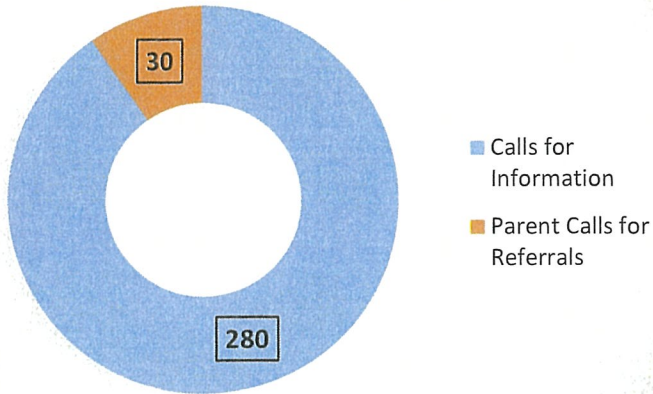
Subsidy

Children Receiving	2005
Amount Distributed	\$1,205,250
Average Distribution Per Child	\$601.12

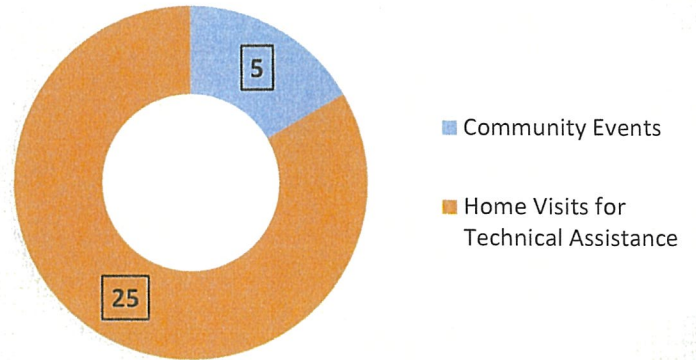
Resource & Referral

Children Receiving Home Visits 7
 Trainings for the Month 10

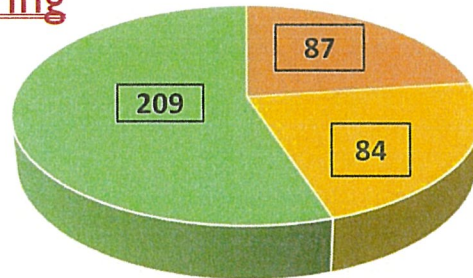
Calls Received



Program Efforts



Licensing & Monitoring



- Total Contracted Relative Providers
- Total Contracted Child Care Homes
- Total Contracted Child Care Centers

Home Visiting

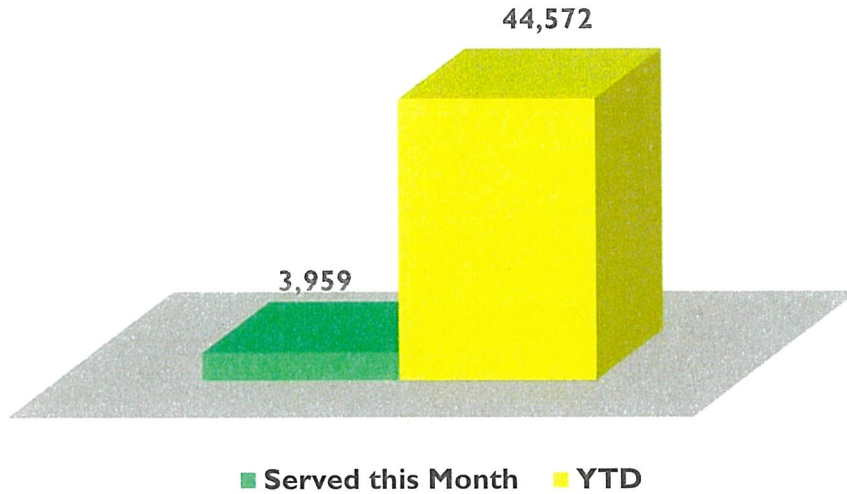
Home Visits	95
Total Clients	13
New Clients	4
Total Number of Graduates	0
Total Enrolled Overall	13

FOOD DISTRIBUTION

MANAGER- JANET LUPER

Food Distribution

EMPLOYEES 70
VACANCIES 12
VOLUNTEERS 2



FAMILY ASSISTANCE

DIRECTOR – BRITTANY DAVIS

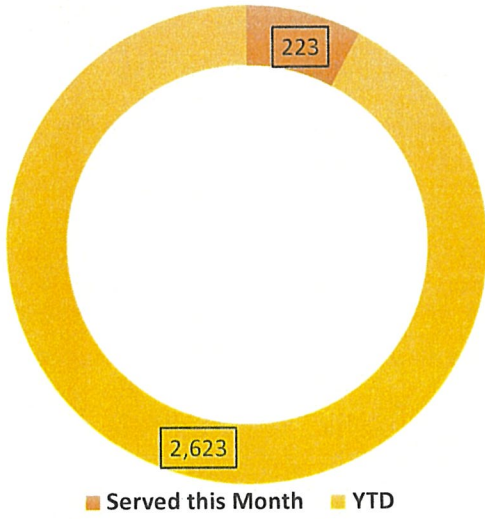
PROGRAMS:

BIA Social Services
Burial Assistance
Elder Services
LIHEAP
NAHASDA
Tribal Emergency Assistance
School Clothing Assistance


EMPLOYEES 49
VACANCIES 2
VOLUNTEERS 10

BIA Social Services

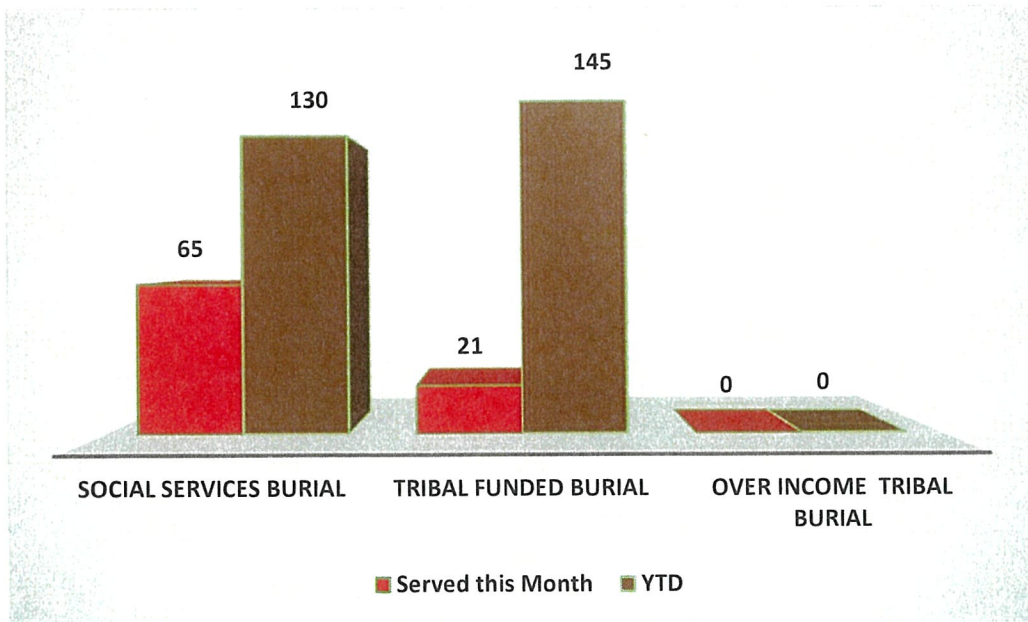
General Assistance



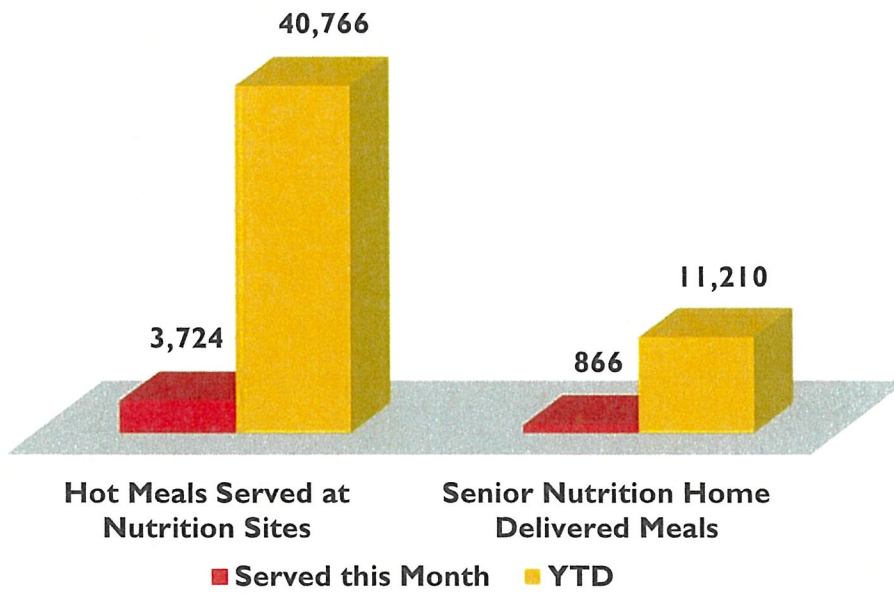
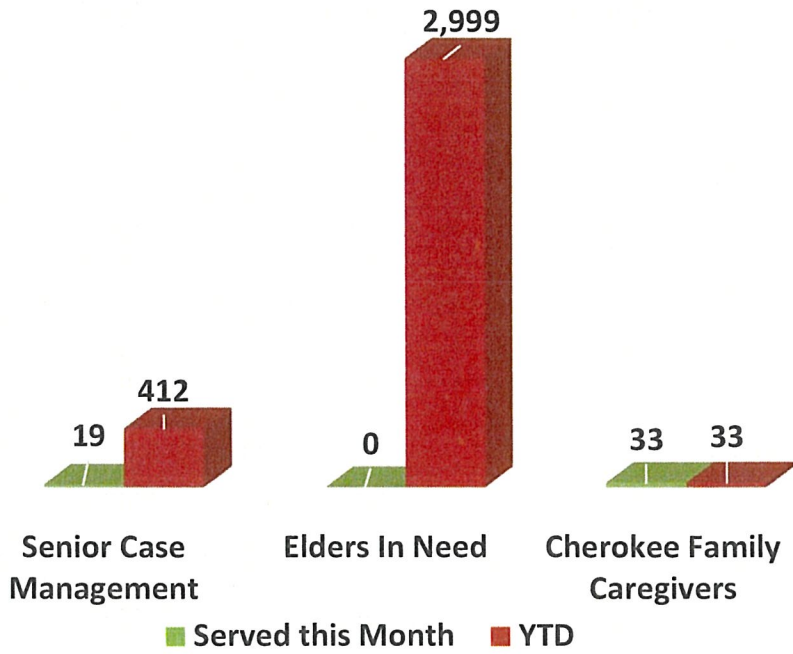
Emergency Assistance



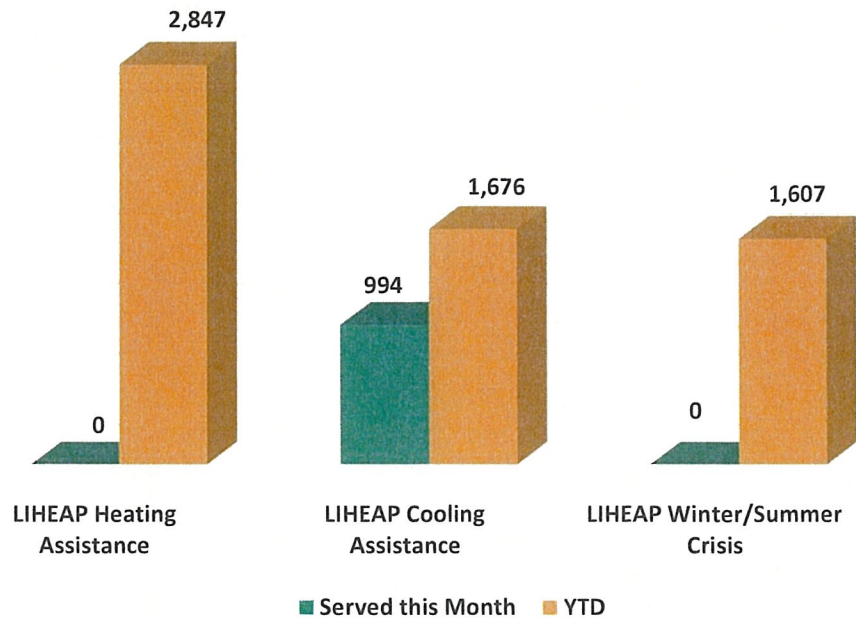
Burial Assistance



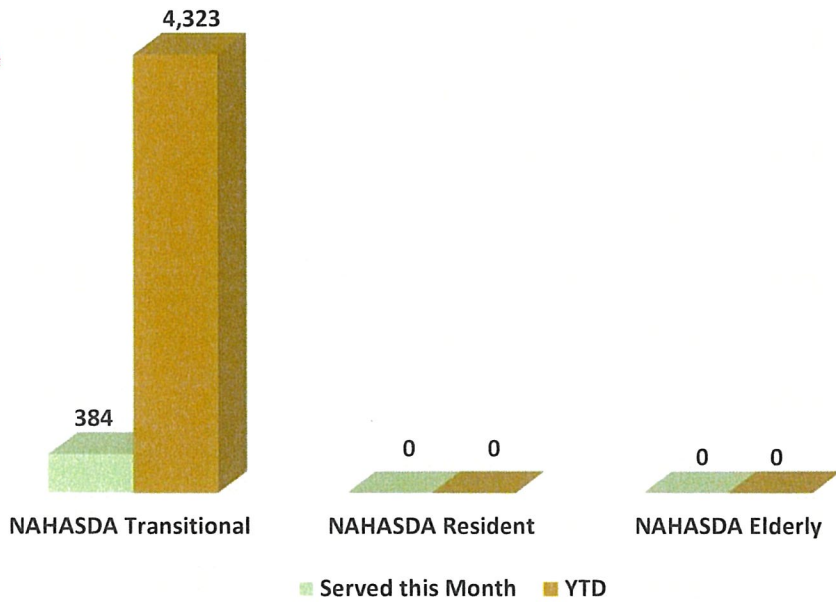
Elder Services



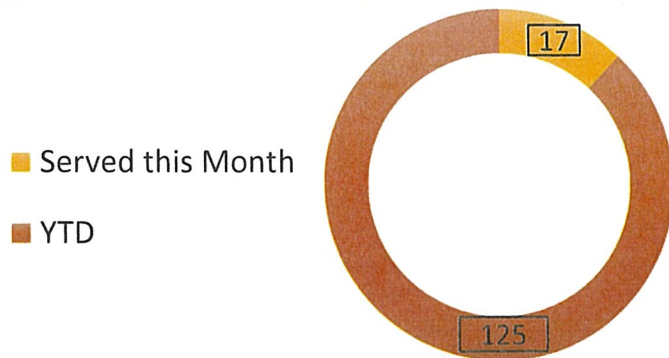
LIHEAP



NAHASDA



Tribal Emergency Assistance



ONE FIRE

INTERIM SENIOR DIRECTOR – CHRISTINA TIGER

ONE FIRE stands for Our Nation Ending Fear, Intimidation, Rape, and Endangerment.

ONE FIRE Victim Services offers a variety of wrap-around services, including housing, legal, advocacy assistance, referrals to counseling services, and case management to individuals who are victims of domestic violence, sexual assault, dating violence, stalking, and harassment; victims of all crimes are eligible for advocacy assistance. The program does not discriminate and offers aid to victims of any race or gender who qualify and reside within the tribe's 14-county reservation.

PROGRAMS:

Advocacy	EMPLOYEES	21
Case Management	VACANCIES	10
Shelter		
Transportation	VOLUNTEERS	0
Support Groups		

Number of Clients Served:

New Clients:	76
Existing Clients:	107
YTD Clients:	573
Court Advocacy:	12
Hotline Calls:	68



INDIAN CHILD WELFARE

SENIOR DIRECTOR – LOU STRETCH

PROGRAMS:

Programs with Court Interaction
Eligibility Notices, Prevention, & Intervention
Child Protective Services
Certification & Placement Services

EMPLOYEES 94
VACANCIES 41
VOLUNTEERS 0

Programs with Court Interaction

OCAPS: Out-Of-District Court Advocacy and Permanency Services

- Involved in child welfare cases in non-jurisdiction counties in Oklahoma and all 50 states.
- Most work is done telephonically or electronically.
- Emphasis on education about the Indian Child Welfare Act and ensuring States comply with it.

SCAPS: State Court Advocacy and Permanency Services

- Involved in child welfare cases inside the 14 counties of which all or part are within the jurisdiction of the Nation.
- Emphasis on education about the Indian Child Welfare Act and ensuring OKDHS compliance, and sometimes provide Tribal Foster Homes.
- Provides services to the families when OKDHS fails to do so or as an alternative to OK DHS services.

TCAPS: Tribal Court Advocacy and Permanency Services

- Involved in child welfare cases which are wholly under the jurisdiction of the Nation and OKDHS is not involved.
- These cases originate on Indian Country or are transferred in from State district courts. Hearings are held at our Tribal Court House. Tribal Foster Homes are fully utilized.

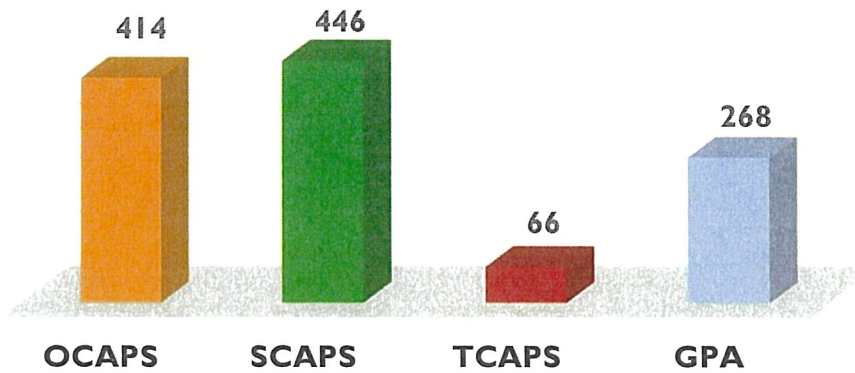
GPA: Guardianships and Private Adoptions

- Involved in civil adoption cases to include voluntary adoption, involuntary adoption and birth parent adoptions.
- Monitors Guardianships and Private Adoptions for compliance with the Indian Child Welfare Act and the best interests of children.
- Serves Cherokee children and their families in Tribal Courts and State Courts throughout the United States.

CPS: Child Protective Services

- Receives referrals involving allegations of maltreatment of Cherokee children.
- Investigates allegations of child maltreatment in Indian Country and co-investigates with DHS in some counties when Cherokee children are involved.

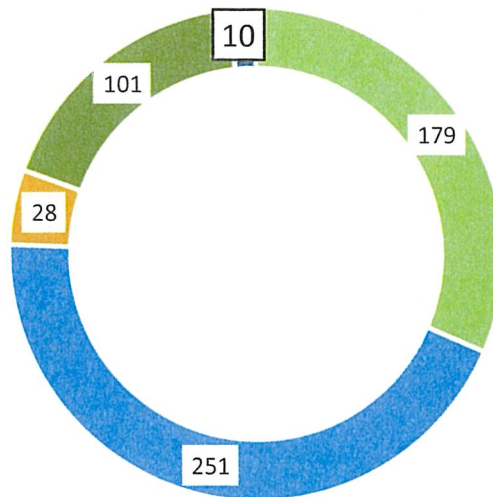
1,194 children with assigned ICW workers



In September

Indian Child Welfare workers went to court 466 times on behalf of Cherokee children and families. Indian Child Welfare staff worked on cases in 18 states.

Court Appearances



■ OCAPS ■ SCAPS ■ TCAPS ■ GPA ■ CPS

Eligibility Notices, Prevention, & Intervention

When a county or state's child welfare agency gets involved in the life of a family that they suspect to be Cherokee, they are required by the Indian Child Welfare Act (ICWA) to send notice to the tribe. The tribe must then reply to confirm or deny whether the children are members of (or eligible to become members of) the tribe.

Currently, with 3 case workers processing approximately 200-300 pieces of mail per month, response times may vary due to vacancies and depending on the amount of mail received. The tribe has a goal of responding between 45-60 days.

In September

Cherokee Nation received:

334 notices involving 627 children from the State of Oklahoma.

878 notices involving 1,504 children from locations outside of Oklahoma.

1,212 notices involving 2,131 children in total.

The average response-to-notice time this month was 31 days.

Indian Child Welfare Family Protection Services Unit (FPS) assists families in need of hands-on training to correct the conditions that lead to children being removed from their homes. These services often include completing a 28-week parenting program that discusses topics like discipline, nutrition, budgeting, and housekeeping. We primarily assist all our tribal CAPS cases but can assist in state cases when a request is made. This helps ensure that families have the tools they need to be reunited. We have also added the Triple P Parenting curriculum to our program.

FPS served 22 children and 13 families.

Child Protective Services

Child Protective Services (CPS) received 171 referrals for child abuse/neglect.

171 referrals involved 298 children.

1 of the 298 were co-investigated by OKDHS and CPS.

9 of the 298 were investigated by CPS in Indian Country.

137 of the 298 referrals were from within reservation boundaries.

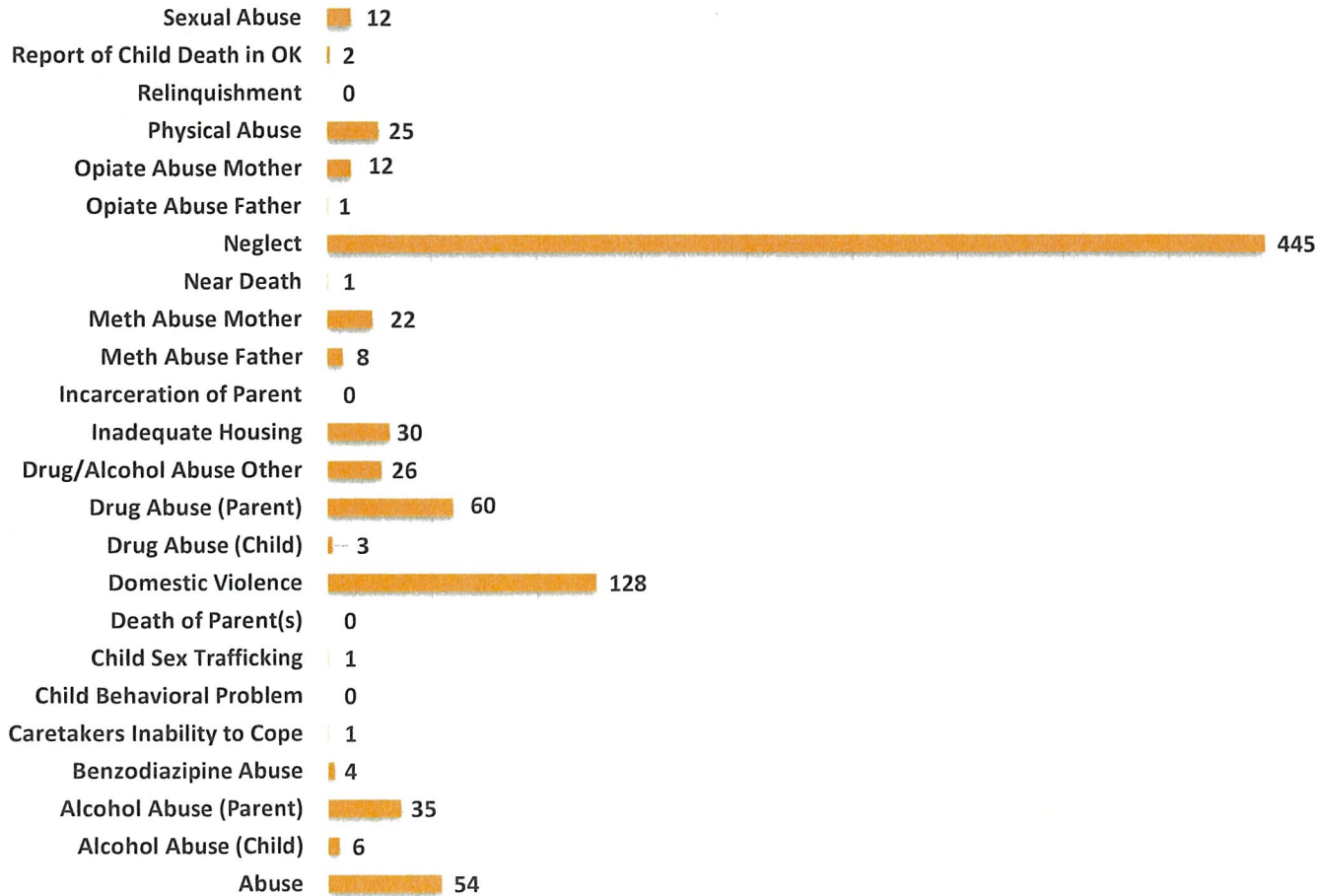
18 of the 298 referrals are those for which ICW is solely responsible.

2 Cherokee children were removed from tribal land due to confirmed abuse/neglect.

2 child death(s) occurred from within the reservation boundaries.

1 near death(s) occurred from within the reservation boundaries.

Types of Abuse/Neglect Reported



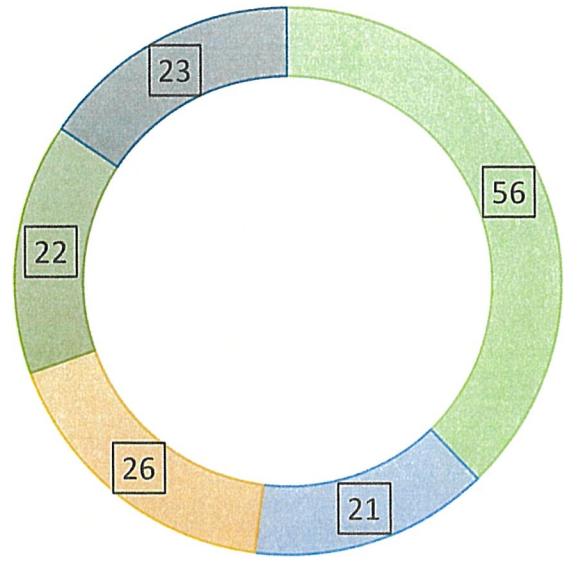
Certification & Placement Services

(Foster & Adoptive Homes)

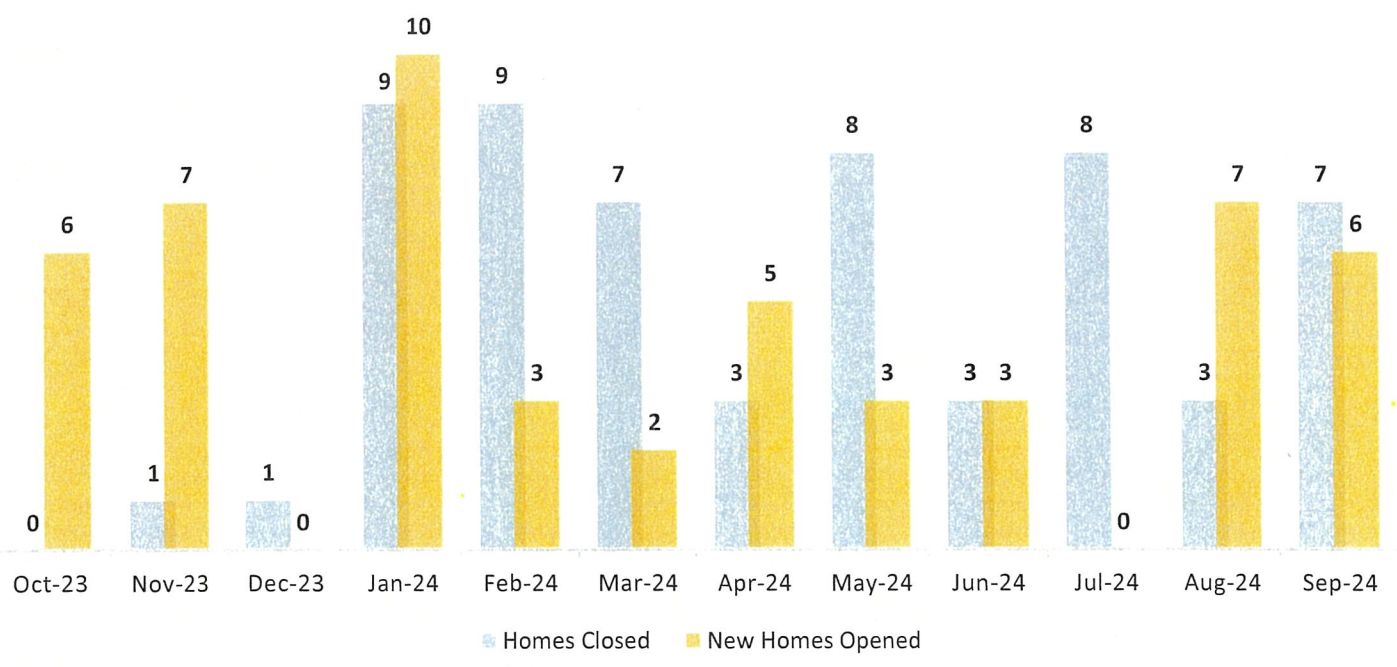
Types of Certified Placement Resource Homes

- **Non-Relative Foster:** Families who are willing to take in children they do not know on a temporary basis but may last years. These families usually do not adopt children.
- **Relative Foster:** Families who are related to the children and are fostering them. They do not take in children they are not related to.
- **Non-Relative Adoptive:** Families who hope to adopt children when the children's parents' rights are terminated. These homes take placements of children who are legally free for adoption.
- **Emergency:** Homes that take placement on an emergency basis not to exceed 48 hours.
- **Respite:** Homes that take placement on a temporary basis, not to exceed 10 days.

Homes by Type



■ Non-Relative Foster Only
 ■ Relative Foster
 ■ Adoptive Only
 ■ Emergency
 ■ Respite



■ Homes Closed
 ■ New Homes Opened

OFFICE OF CHILD SUPPORT

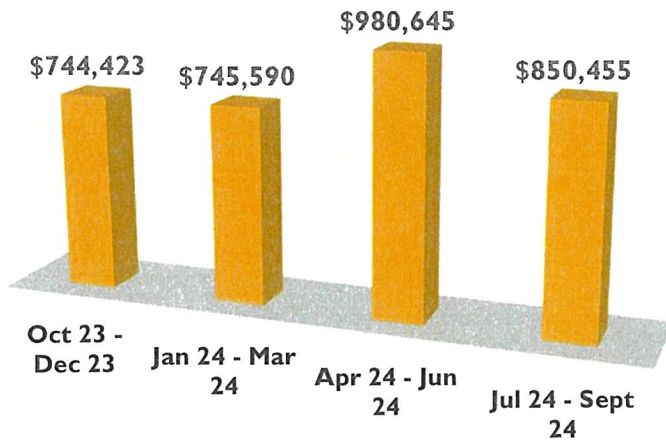
DIRECTOR – SARA QUETONE

EMPLOYEES 36
 VACANCIES 2
 VOLUNTEERS 0

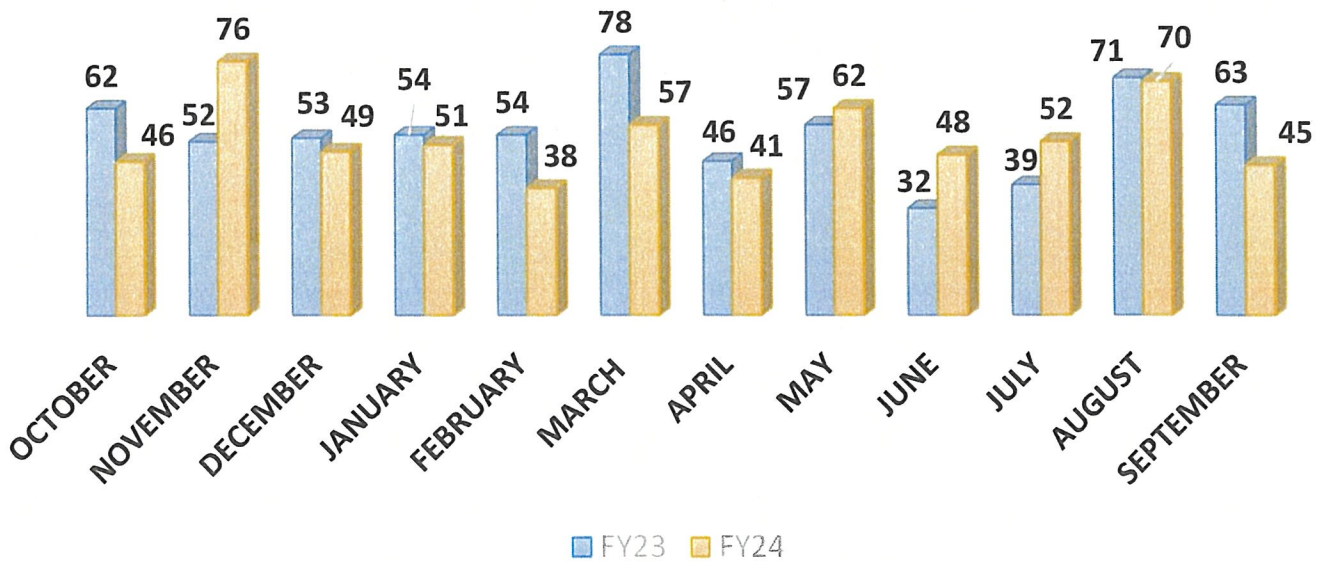
Total Client Contacts	3,760	Total Client Interview Contacts	252
Total Court Hearings	14	Total Applications Distributed	68
Total Actions on CS Cases	3,102	Total Cases Opened	45
		Total Referrals for Services	150

Total collections for September
 \$301,111

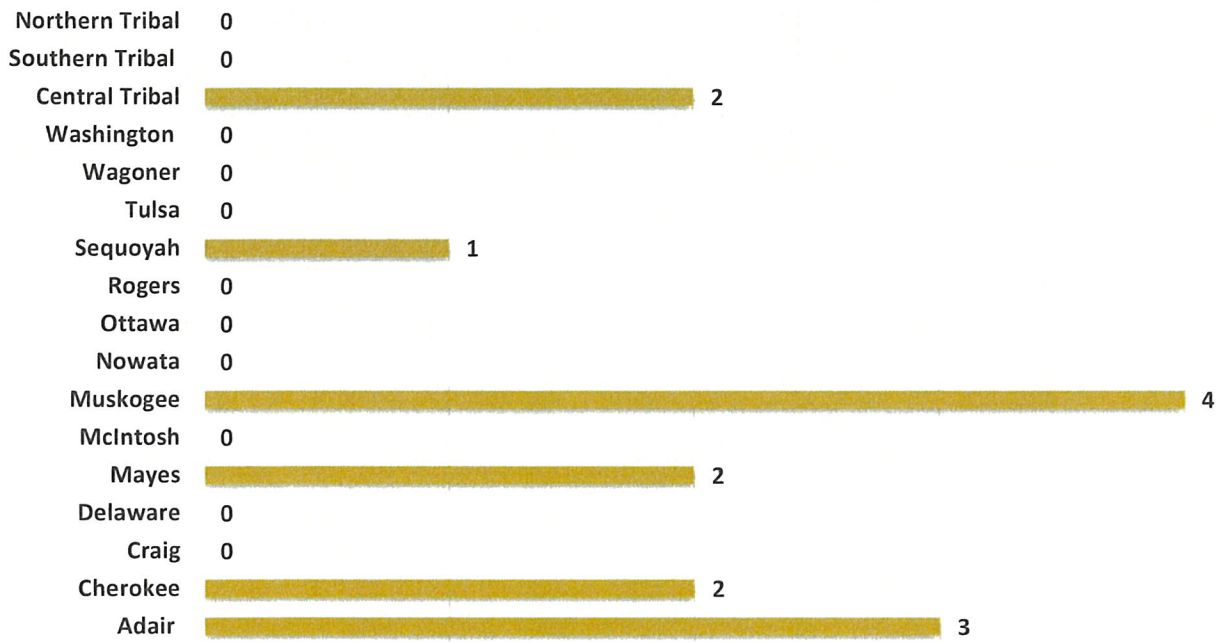
Quarterly Collections



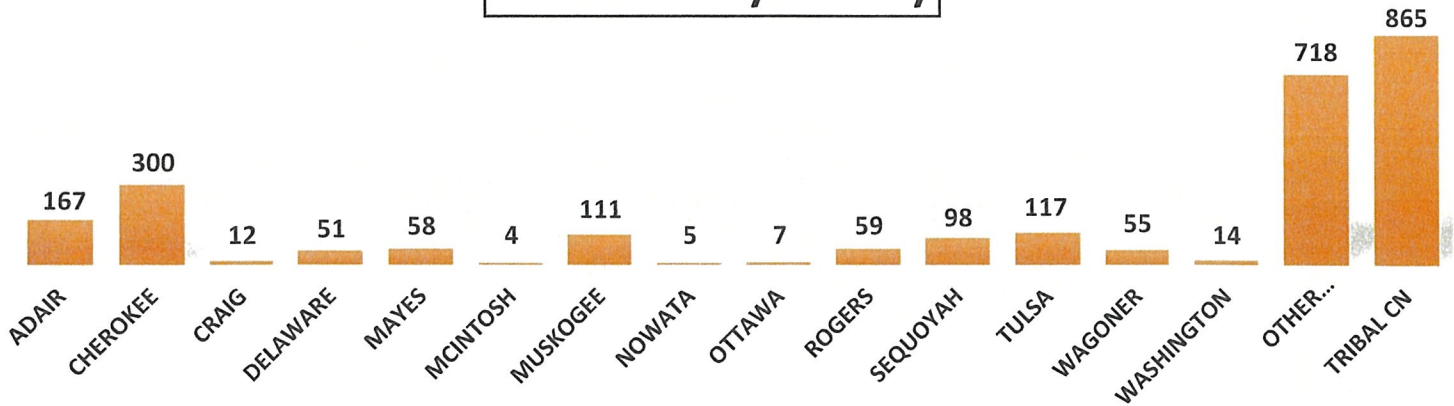
Total Applications Received




Court Docket Appearances



Case Load by County

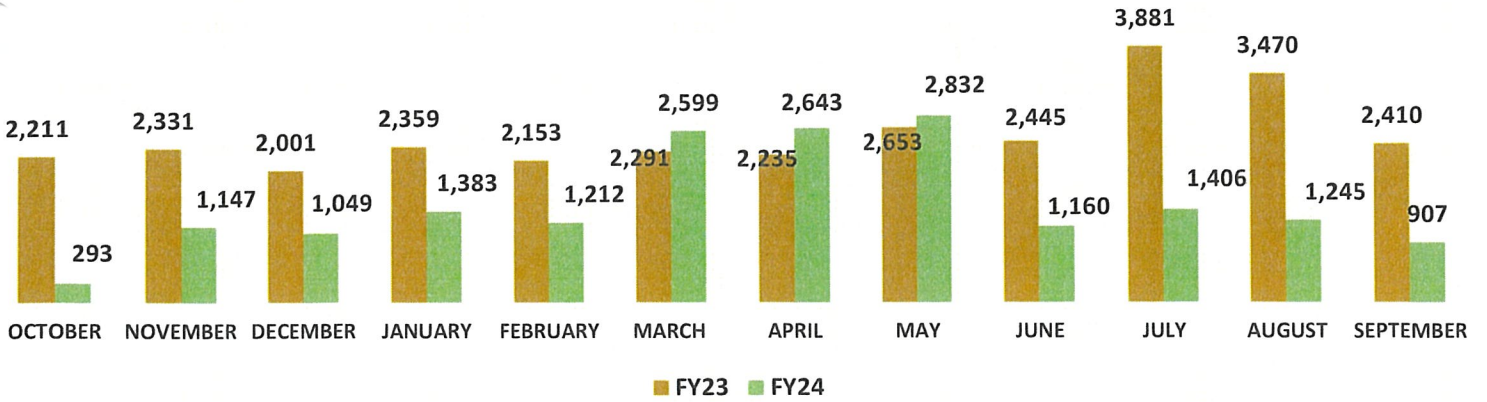


TOTAL CASELOAD BY MONTH



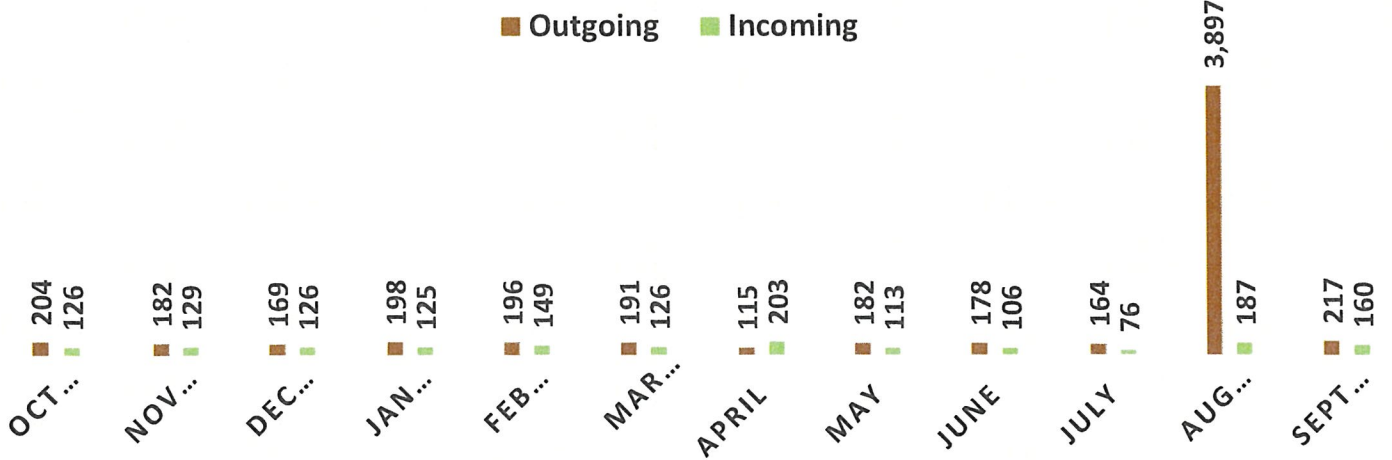
TOTAL YTD: 31,382

CNOCSS Website Activity



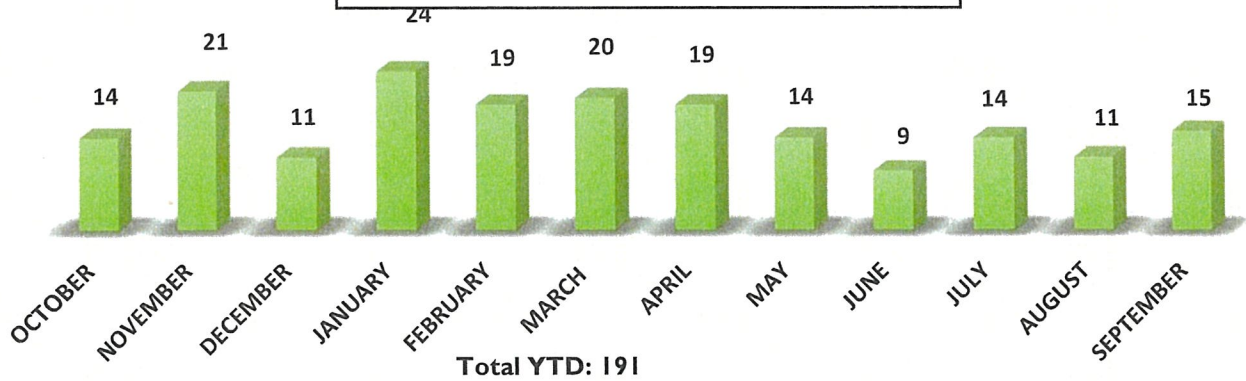
Total FY23: 30,440 Total FY24: 17,876

TEXT USAGE TO COMMUNICATE WITH CLIENTS



Total Outgoing YTD: 5,893 Total Incoming YTD: 1,626

New Opt-In to Texts via Website



Total YTD: 191

YOUTH SERVICES & SPECIAL PROJECTS

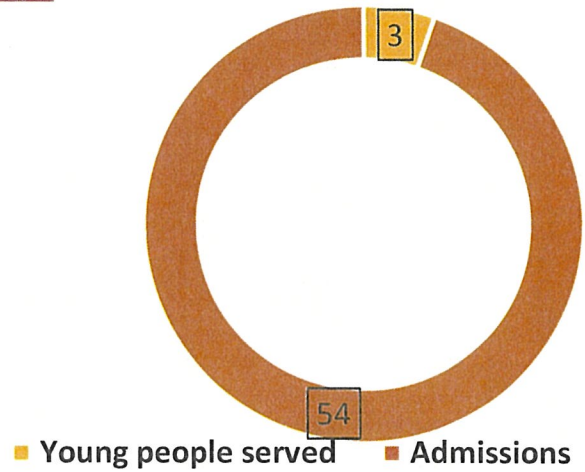
DIRECTOR – LINDA VANN

PROGRAMS:

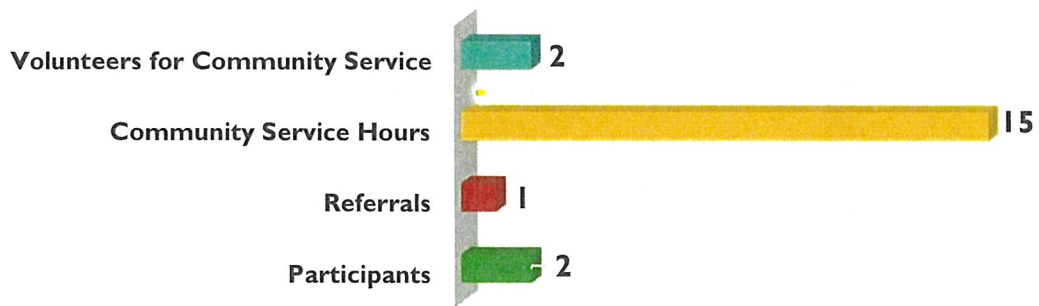
John A. Ketcher Youth Services Center
 MAC - Making a Change classes
 Youth Services

EMPLOYEES 10.5
 VACANCIES 1
 VOLUNTEERS 0

John A. Ketcher Youth Services Center



MAC (Making a Change) Classes



Youth Services



September 2024 Synopsis from Office of Child Support Services

The Office of Child Support Services is available to assist clients Monday through Friday, from 8 AM to 5 PM. In September 2024, the program proudly awarded three first-place winners in an art contest held to celebrate Child Support Awareness Month in August. Children from various age groups submitted creative coloring sheets and drawings, and the winners were awarded an art supply basket. The contributions came from case managers to be able to encourage the children's creativity. Case managers played an instrumental role in encouraging the children's participation and creativity.

Every day, the program continues its commitment to meeting the needs of the families we serve.

"Strong Parents, Strong Families, Strong Foundations"

September 2024 Synopsis from Child Care and Development

STILWELL- The saferoom is almost complete. Close to being fully staffed.

TAHLEQUAH- 10 children have enrolled since August.

SUBSIDY- 20 Referrals, 181 parents approved applications, 4097 contacts (2468 client, 429 providers, 1200 agency contacts), 11 providers received phone or in-person orientation.

PRYOR- There are 4 lead teachers hired and 3 in the HR Process. There are 4 teaching staff hired: with 15 in the HR Process. Once on board, there will be 22 teaching positions to be filled.

RESOURCE & REFERRAL- Training Topics: Cherokee Culture, CPR/First Aid, Keeping in Compliance, Lesson Plans, Reporting Child Abuse, Safe Sleep, Science Box, Supervision

LICENSING - Caseworkers continue to monitor and provide health and safety materials to all providers.

CHEROKEE NATION TRIBAL COUNCIL
DEPARTMENT OF TRANSPORTATION & INFRASTRUCTURE COMMITTEE REPORT

Group: Department of Transportation & Infrastructure **Month/Year of Report:** Oct 2024

Executive Director: Michael Lynn **Phone:** 918-453-5396 **E-mail:** Michael-Lynn@cherokee.org

Comments:

ADAIR COUNTY PROJECTS:

1. Sally Bull Hollow (TCM Dist. 8) – Estimated project cost is \$4,567,283. The engineer is revising a section of utility easements. A public meeting will be held on November 7, 2024 at 6:00pm in the Bell School Cafeteria to provide an update and overview of the proposed road plans.
2. Bridge 24T Over Luna Branch (TCM Dist. 7) – Estimated project cost is \$1,501,142.30 (\$1,292,292.64 is TTPBR). This is a cooperative project between CNDOT and Adair County. Construction began on March 11, 2024 and has a construction schedule of 150 days. Construction is currently 68% complete. Construction of the northern side (Phase II) of the RCB bridge is complete and the contractor is proceeding with Phase II which is grading and roadway construction efforts of the northern side.
3. Malloy Hollow (TCM Dist. 7) - Estimated project cost is \$9,484,172.00. Right-of-Way plans for the bridge section have been completed. An onsite meeting to review the proposed bridge plans with affected property owners will be held on October 24th. The nine (9) restricted and trust parcel applications were submitted to the BIA on October 2, 2024.

CHEROKEE COUNTY PROJECTS:

1. Mud Valley Road (TCM Dist. 1 & 3) – Estimated project cost is over \$18,000,000. The Cherokee Nation was awarded the Nationally Significant Federal Lands Tribal Program (NSFLTP) Grant in the amount of \$12,932,457 and \$4,401,802.80 in HIP-CRRSSA funds. Construction cost of this project is \$15,535,837.26. Construction completion is scheduled for July 15, 2025. The contractor is working on subgrade, earth work, side drainpipes, subgrade, aggregate base, asphalt, sod and fence. Construction is 80% complete.
2. Bridge 67 Over Pecan Creek (TCM Dist. 1) - Estimated project cost is \$241,688.00. A public meeting to review plans and answer questions and concerns, was held on August 20, 2024, 6:00pm at the Hulbert Cherokee Community Organization Building with a good response. The appraisal process for the acquisition phase has begun.
3. Lost City Loop Rehab (TCM Dist. 1) – Bid Opening was held on September 10, 2024 at 10:00 am. Bid was awarded to Robinson Construction for \$2,683,843.00. A preconstruction meeting is scheduled for October 24, 2024.

CHEROKEE NATION TRIBAL COUNCIL
DEPARTMENT OF TRANSPORTATION & INFRASTRUCTURE COMMITTEE REPORT

4. Willow Branch Bridges 1, 2, & 3 – (TCM Dist. 3) - \$36,039.61 in Emergency Relief for Federally Owned (ERFO) was awarded to CNDOT for the replacement of these 3 structures. The projects were completed in 2022 but the funding was just recently received. These funds will be reimbursed by the county as a subrecipient.

DELAWARE COUNTY PROJECTS:

1. Kansas Roundabout – (TCM Dist. 9) – This is a cooperative project between ODOT, Delaware County and CNDOT. Cherokee Nation contribution is \$279,836.02 of TTP Safety Funds. ODOT is still in the process of default with the contractor.
2. Kansas Dry Creek (TCM Dist. 9) – Estimated project cost is \$2,783,083. Right of Way acquisition is in progress. There are a total of 20 parcels, with one parcel being USA in Trust for the Cherokee Nation. Ten parcels have been acquired with several more in negotiations. One parcel is in the relocation phase with a closing expected to take place within the next 30-60 days.

ROGERS COUNTY PROJECTS:

1. Bridge 22 Over Little Pryor Creek – (TCM Dist. 14) – Estimated project cost is \$1,500,000. This is a cooperative project between Rogers County and CNDOT. This project was awarded to Palmer Construction in the amount of \$1,359,661.26 with a start date of June 3, 2024. Piers have been placed, piles driven and construction of the bridge seat is completed. Beams are set and the contractor is working on diaphragms and wings. Deck and wing walls are complete and bridge rails are complete working on approaches. Construction is 80 % complete.

SEQYUAH COUNTY PROJECTS:

1. Bridge 79 Over Little Skin Bayou – (TCM Dist.) – Estimated project cost is \$1,575,112.42. Cherokee Nation DOT received \$1,575,112.42 in TTP Bridge Program funding for the construction and inspection costs related to replacement of this bridge and its approaches. These funds will be reimbursed to the county as a sub recipient once work is completed. Working with the county, ODOT bid this project out and it was awarded to K&R Builders, Inc. in the amount of \$1,442,480.92. There is no start date established yet.

WASHINGTON COUNTY PROJECTS:

1. Bridge 119 North Fork-Double Creek – (TCM Dist. 12) – Estimated project cost is \$1,300,000. This is a cooperative project between Oklahoma Department of Transportation and CNDOT. This project was awarded to K&R Builders, Inc. in the amount of \$1,178,224.53. Constructed started August 12, 2024 and is scheduled for completion on December 12, 2024 (120 days). Construction is 52% complete with the contractor finishing the deck forming and pouring the bridge deck.

CHEROKEE NATION TRIBAL COUNCIL
DEPARTMENT OF TRANSPORTATION & INFRASTRUCTURE COMMITTEE REPORT

CHEROKEE TRANSIT SYSTEM:

The number of transit rides for FY2024 is 110,073.

Ridership on all routes for the month of September 2024 are:

1. Sallisaw to Tahlequah – 78 rides 110,073
2. Pryor to Catoosa – 222 rides
3. Salina to Catoosa – 80 rides
4. Stilwell to Tahlequah – 108 rides
5. Muskogee to Tahlequah – 44 rides
6. Tahlequah to Chouteau/Pryor – 78 rides
7. Tahlequah to Catoosa – 91 rides
8. Stilwell to West Siloam Springs – 99 rides

Individual Demand Response Trips: 8,226

Total Rides: 9,026

Note: Ridership reports run a month behind.

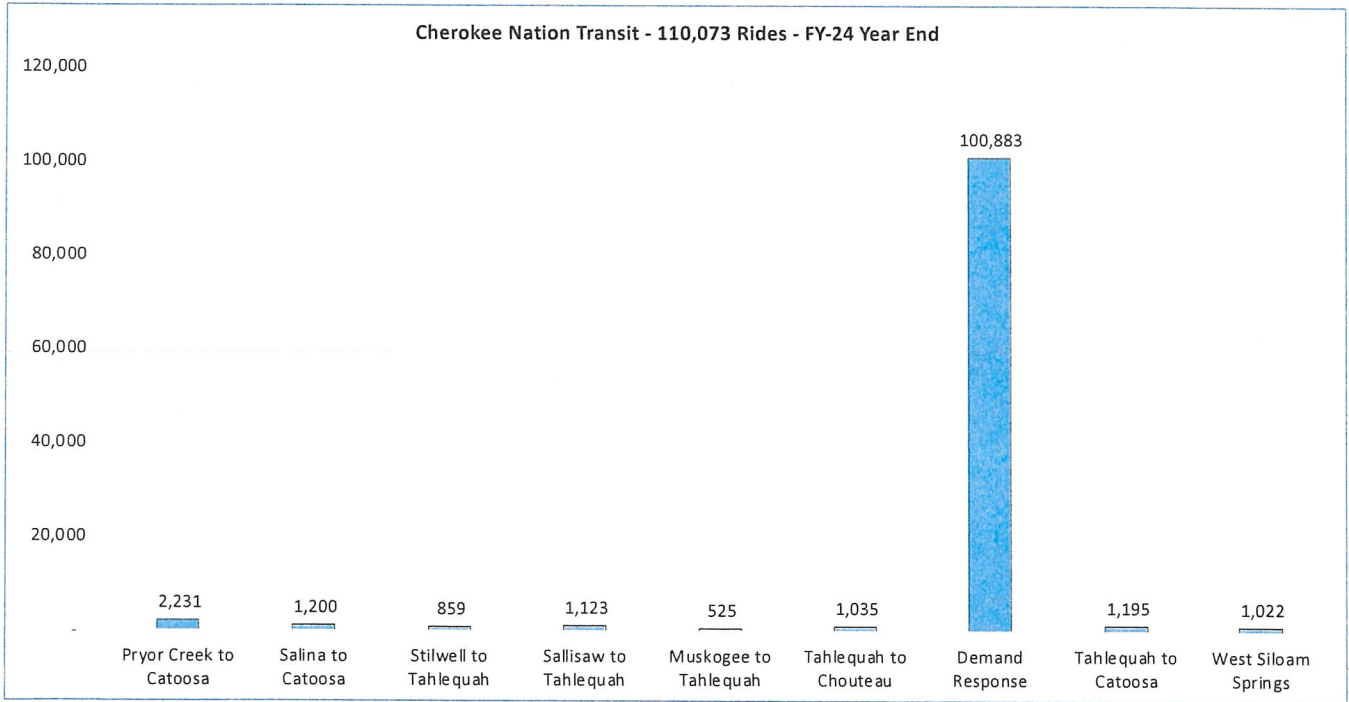


ᏌᏍᏏᏉ ᏃᏆᏆ
CHEROKEE NATION®

Cherokee Nation Transit

Ridership Update October 2024

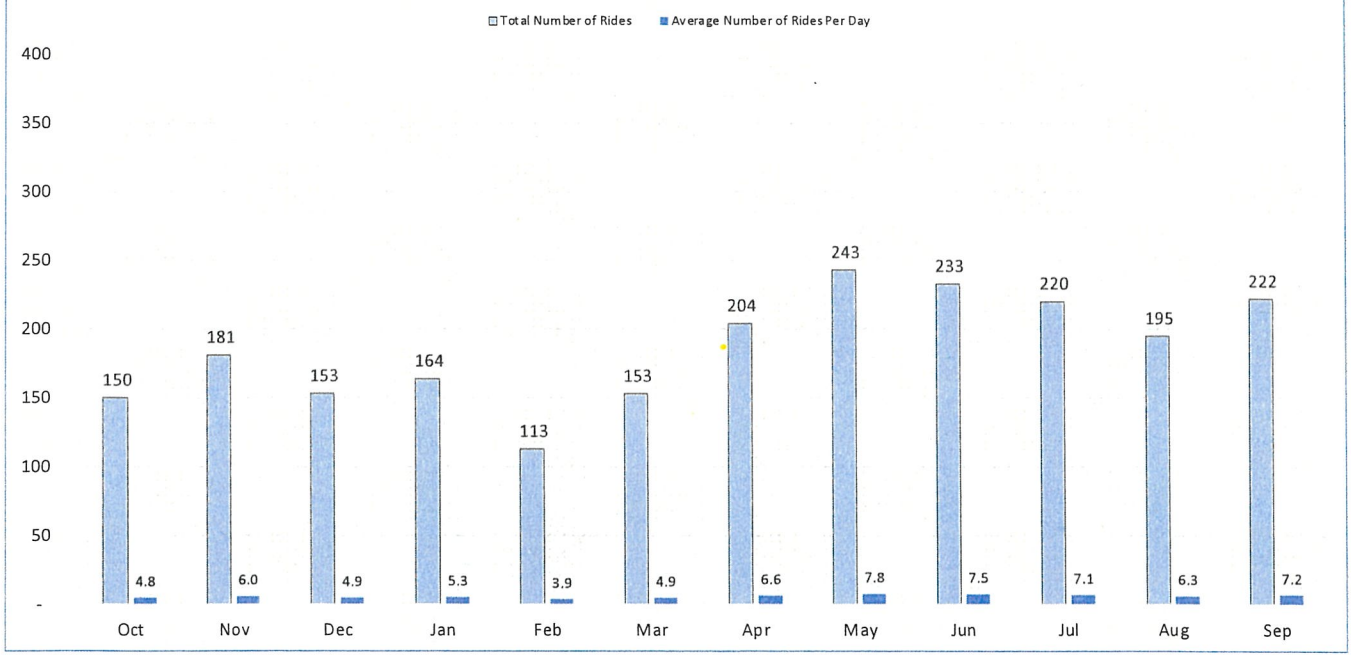
Cherokee Nation Transit - 110,073 Rides - FY-24 Year End




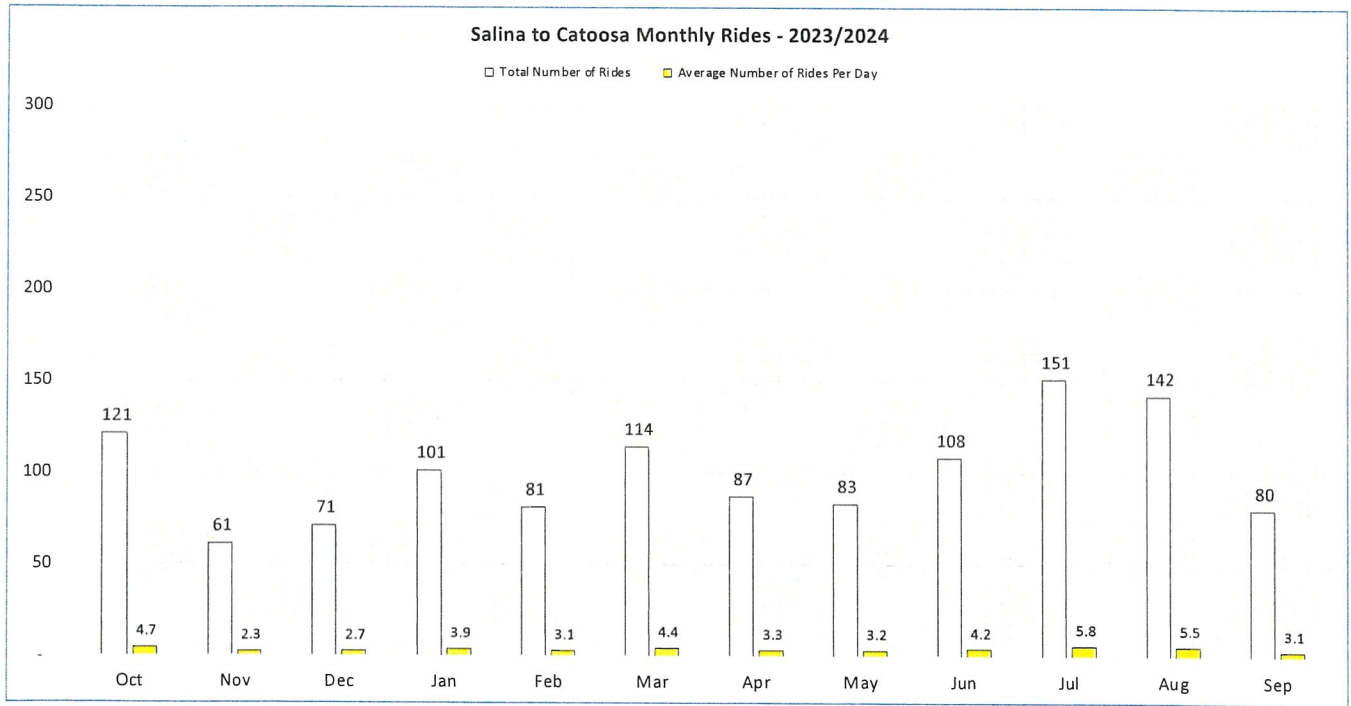
September 2024 Route Performance

Route	Number of Rides
Pryor Creek to Catoosa	222
Salina to Catoosa	80
Stilwell to Tahlequah	108
Sallisaw to Tahlequah	78
Muskogee to Tahlequah	44
Tahlequah to Chouteau/Pryor	78
Tahlequah to Catoosa	91
Stilwell to West Siloam Springs	99
Individual Demand Response Trips	8,226
Grand Total	9,026

Pryor Creek to Catoosa Monthly Rides - 2023/2024

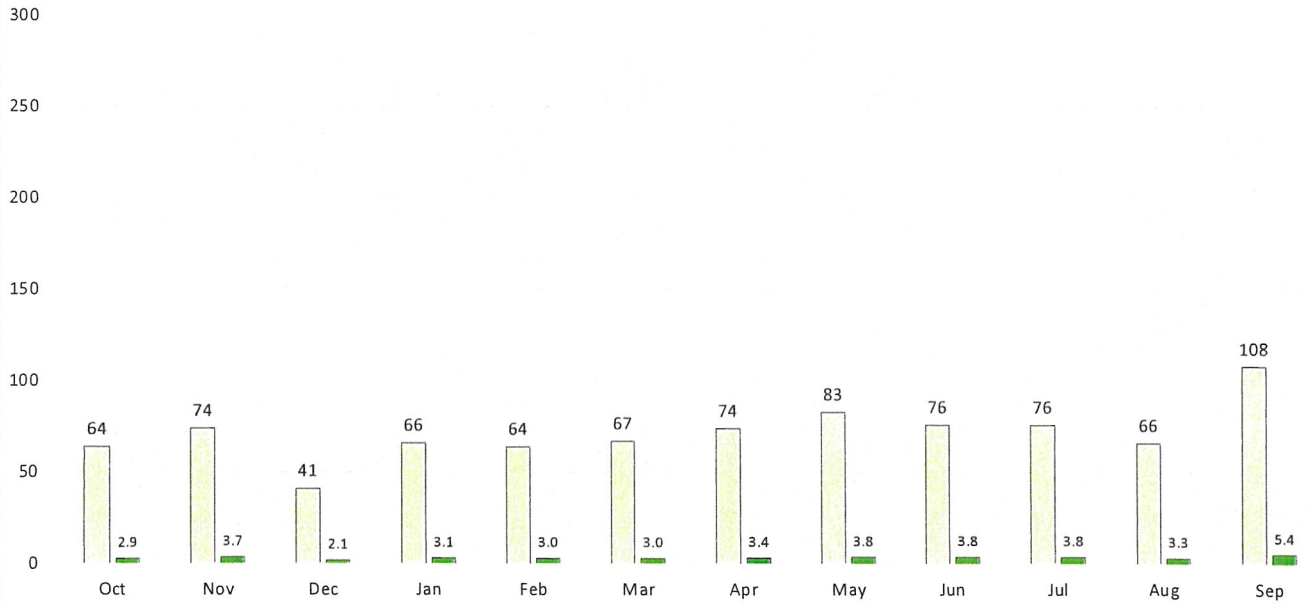


Salina to Catoosa Monthly Rides - 2023/2024

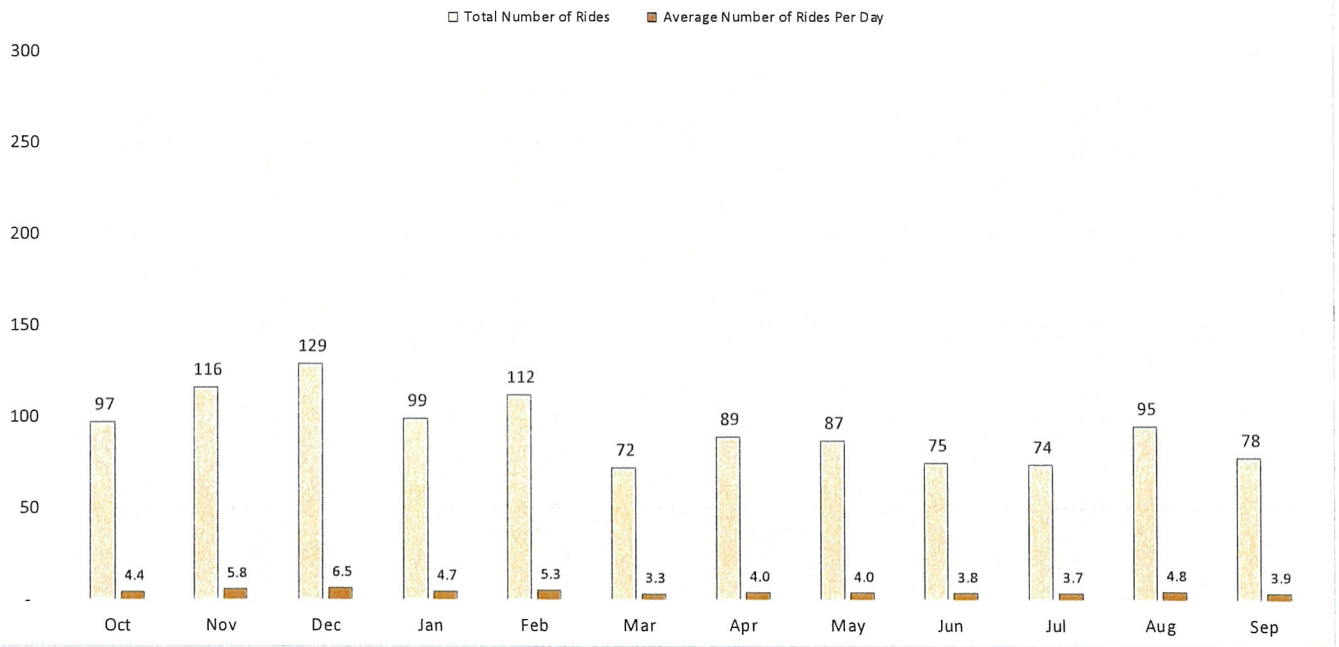


Stilwell to Tahlequah Monthly Rides - 2023/2024

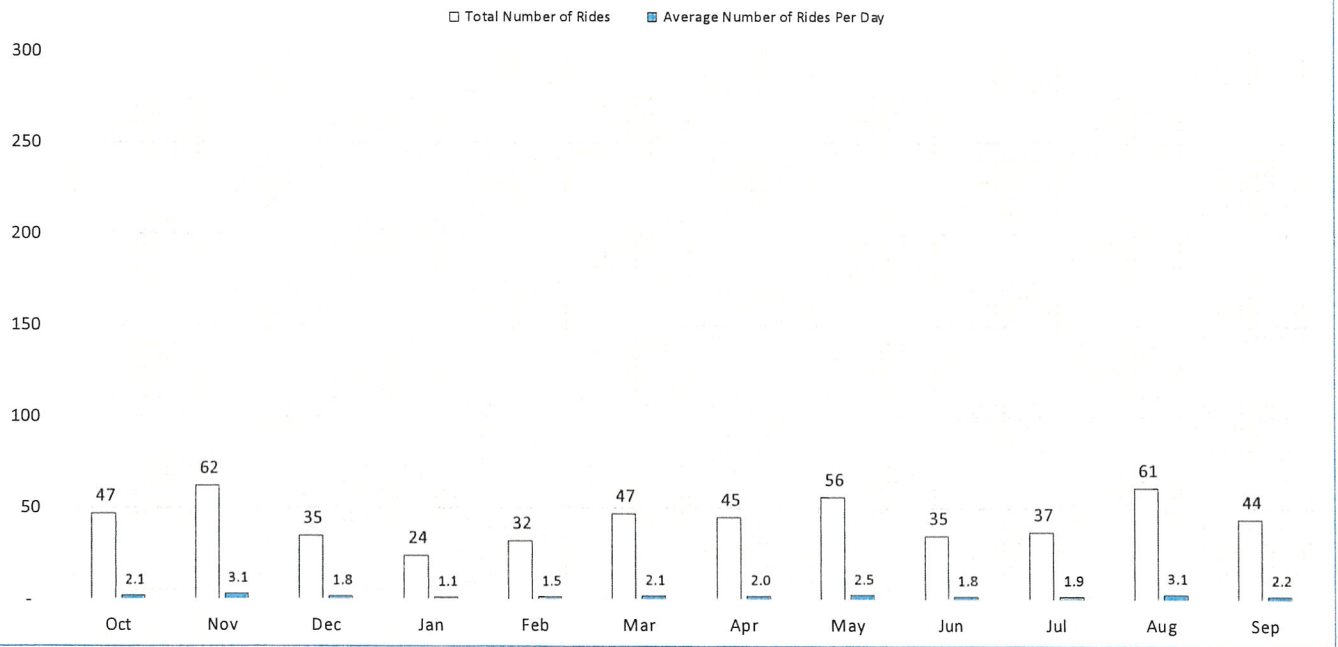
□ Total Number of Rides ■ Average Number of Rides Per Day



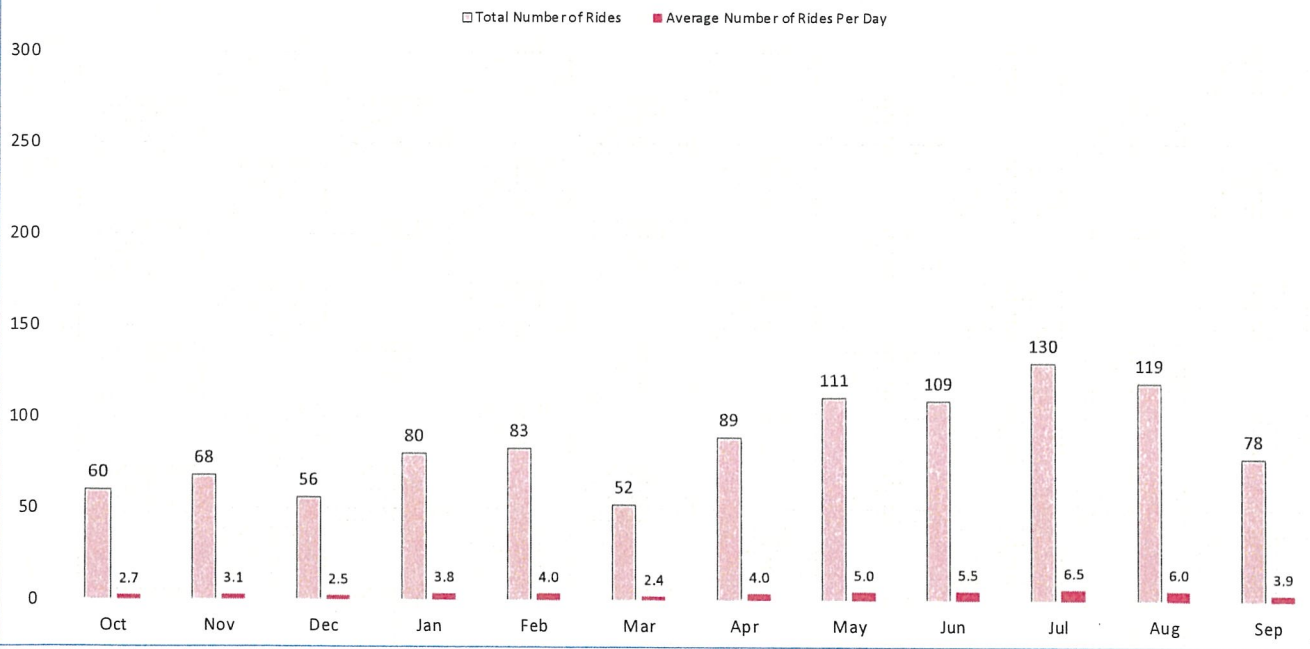
Sallisaw to Tahlequah Monthly Rides - 2023/2024



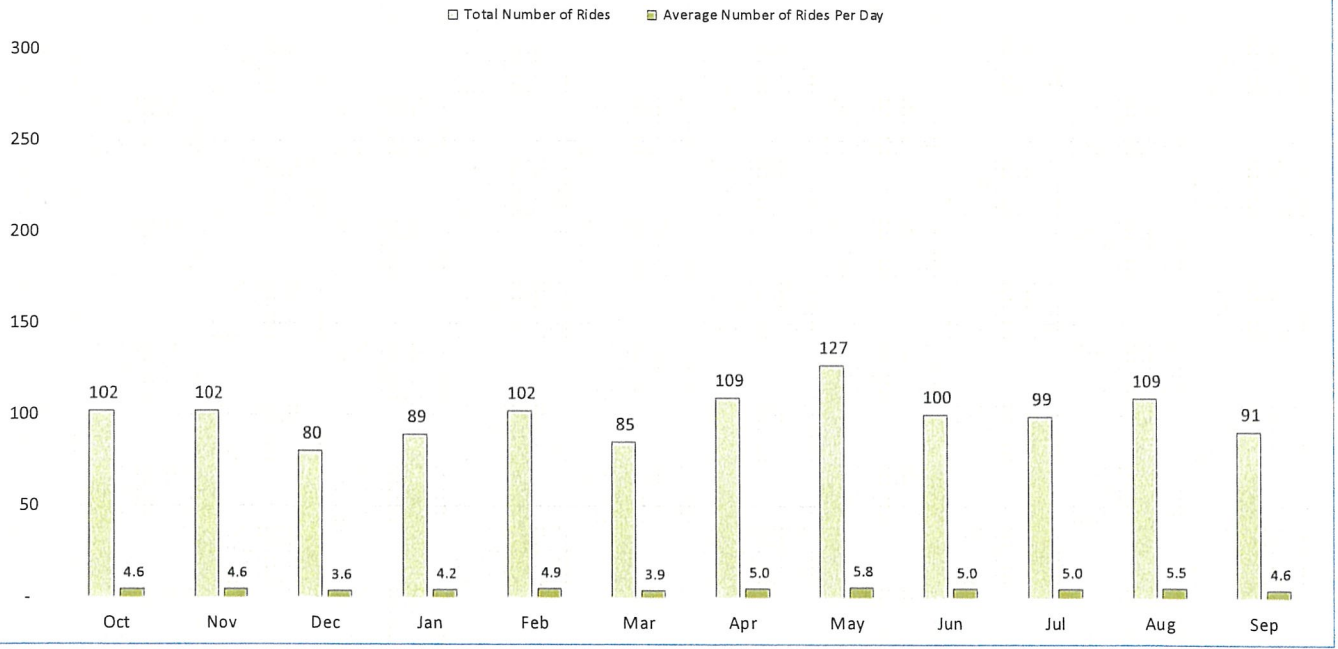
Muskogee to Tahlequah Monthly Rides - 2023/2024



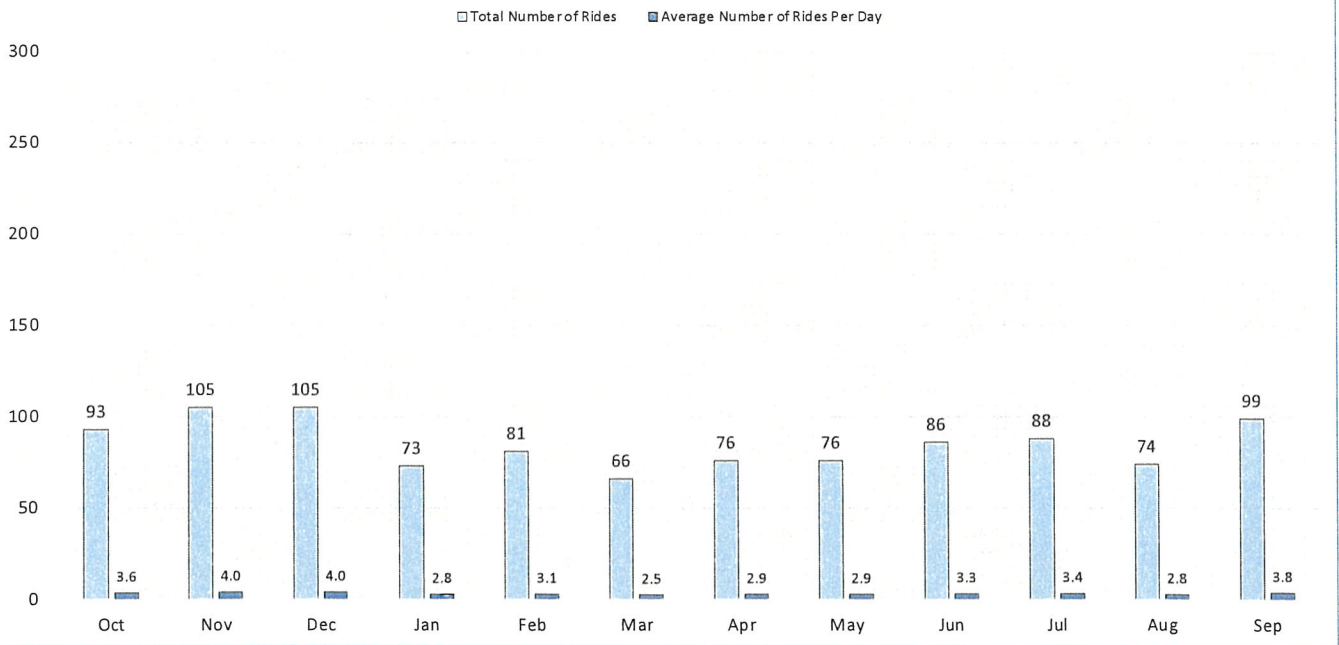
Tahlequah to Chouteau/Pryor Monthly Rides - 2023/2024



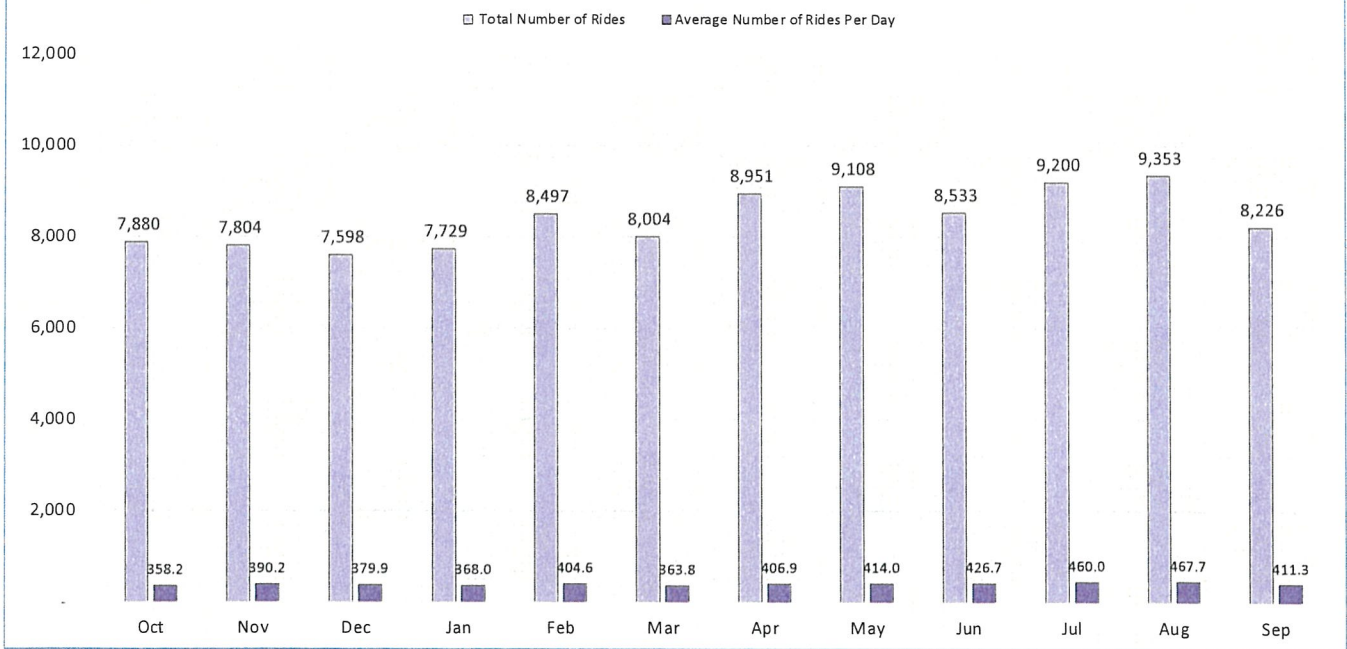
Tahlequah to Catoosa Monthly Rides - 2023/2024



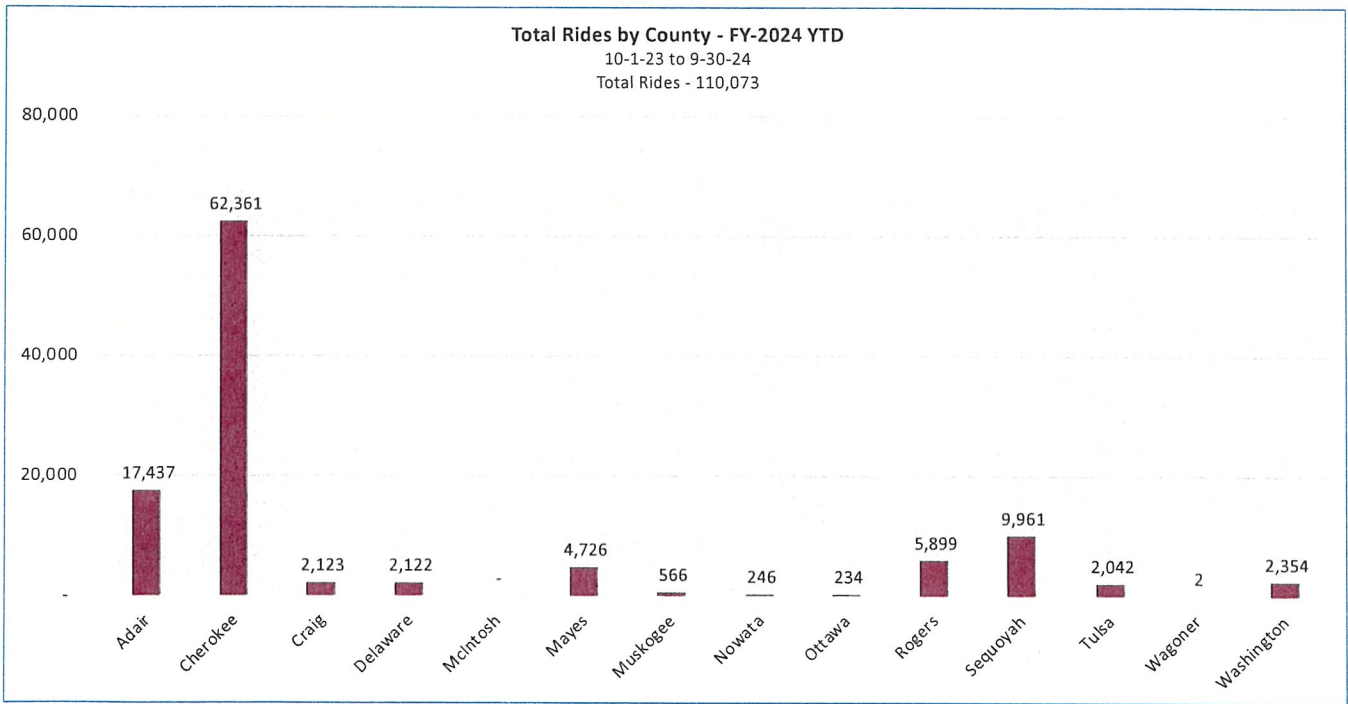
West Siloam Springs Monthly Rides - 2023/2024



Individual Demand Response Monthly Rides - 2023/2024



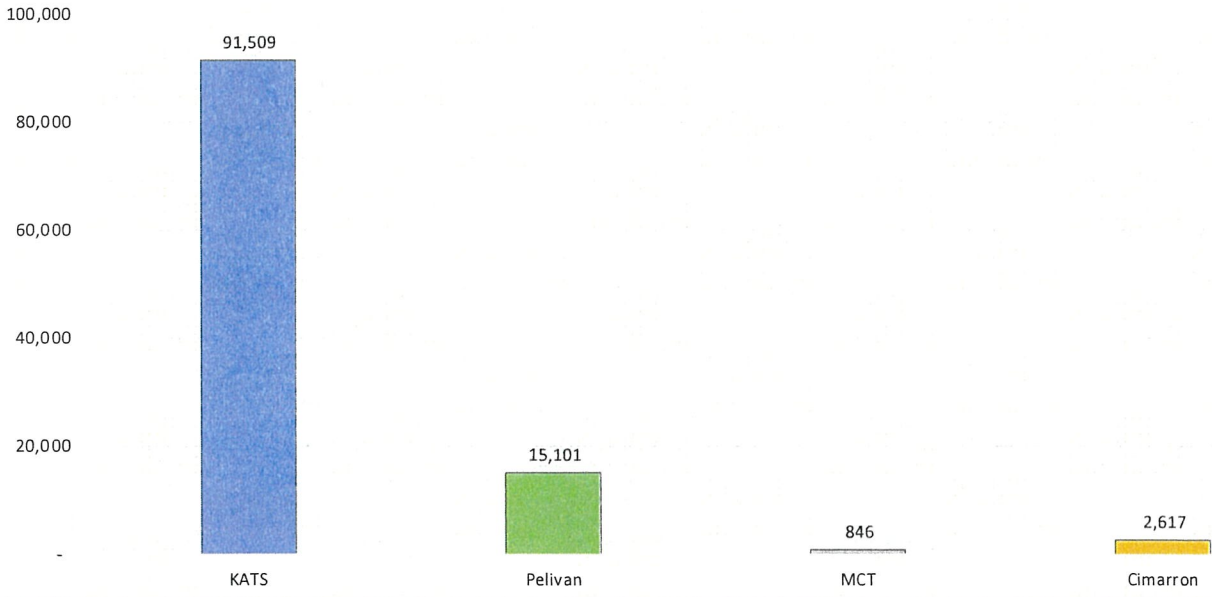
Total Rides by County - FY-2024 YTD
10-1-23 to 9-30-24
Total Rides - 110,073



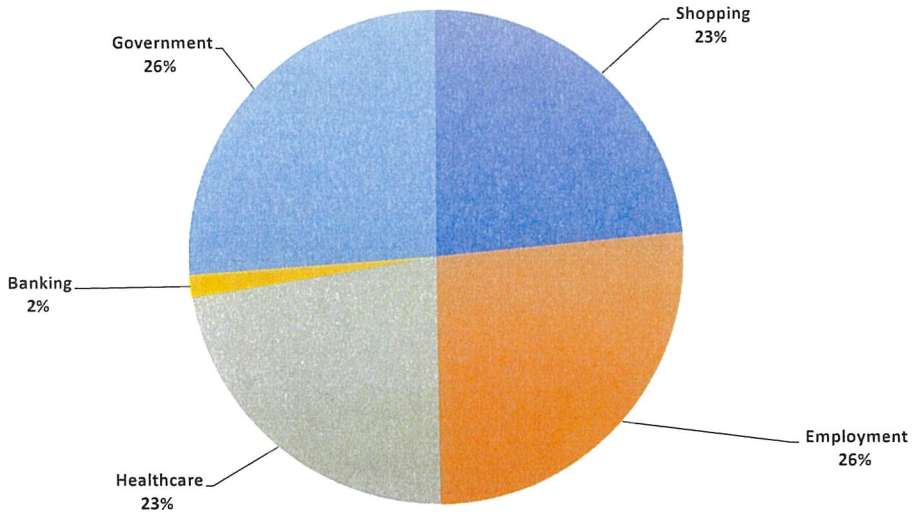
Rides by Agency - FY-2024 YTD

10-1-23 to 9-30-24

110,073 Rides



Rides by Trip Purpose - Fiscal Year 2024 YTD
10-1-23 through 9-30-24
Total - 110,073 Rides



Department of Transportation

Project Spotlight

BEFORE CONSTRUCTION



MUD VALLEY ROAD

Located in Cherokee County

Cherokee Nation Council:
District 1 and 3

Projected completion date of project:
July 15, 2025

Project length: 4.5 Miles

Construction cost: \$15,535,837

Contractor is Paragon Contractors, LLC.

Project Inspector: Jeff King

CHEROKEE NATION

Construction began May 3, 2023

Work on reinforced concrete boxes, side drainpipes, asphalt as well as sod and fencing continues. The introduction of Geogrid and additional aggregate base will give additional stability to the road.

This project is 80% complete.



DURING CONSTRUCTION



**ARPA
Infrastructure Projects
AU 3750992**

<u>District</u>	<u>Sponsor</u>	<u>Project/County Name</u>	<u>Amount</u>
District 1 Hulbert		Beginning Balance	\$0
		FY-2022 APPROPRIATION OF FUNDS	1,000,000
		Coos Thompson Bridge	(300,000)
		<i>Coos Thompson Bridge- Reclass</i>	60,402
		Meat Processing Plant	(200,000)
		<i>Meat Processing Plant - Reclass</i>	200,000
		Okay Area Senior Citizens	(4,853)
		<i>Okay Area Senior Citizens - Reclass</i>	4,853
		FUMC Activity Bldg Parking Lot	(6,000)
		<i>FUMC Activity Bldg Parking Lot - Reclass</i>	6,000
		Town of Hulbert Sidewalk - Rogers Ave	(34,800)
		<i>Town of Hulbert Sidewalk - Rogers Ave - Reclass</i>	34,800
		Rogers Property Clearing - Ricks Construction - leave on ARPA	(40,000)
		Grand View School Pavement Project	(70,500)
		<i>Grand View School Pavement Project- Reclass</i>	70,500
		Wagoner Cnty Abstract - Okay Comm Org Prop Purch - Olsen	(27,437.50)
		Wagoner Cnty Abstract - Okay Comm Org Prop Purch - Reynold	(14,368)
		Olsen/Reynolds Closing Refund	268
		Hulbert Cherokee Community Organization (HCCO)	(440,000)
		Okay Cherokee Community Organization (OCCO)	(238,864.50)
		FY-2024 TRANSFER FROM ARPA DISCRETIONARY - MOU	100,000
		Hulbert Public Schools - Baseball and Softball Lighting	(100,000)
		Sasha Blackfox	District 1 - Balance
District 2 Tahlequah		Beginning Balance	\$0
		FY-2022 APPROPRIATION OF FUNDS	1,000,000
		City of Tahlequah	(100,000)
		Cherokee Co RWD #8 (Briggs) Hwy 51/62 W/L Relocation Bette	(106,744)
		Peggs Public School	(25,000)
		FUMC Activity Bldg Parking Lot	(6,000)
		Grand View School Pavement Project	(70,500)
		Cherokee County	(104,520)
		Cherokee County	(331,100)
		Cherokee County	(37,017)
		Cherokee County	(51,407)
		Calvary Indian Baptist Church	(37,192)
		Tahlequah Trails Association	(18,000)
		FY-2024 TRANSFER FROM ARPA DISCRETIONARY - MOU	100,000
		Tahlequah Public Schools (FFA Livestock Barn)	(75,300)
		Tahlequah Public Schools (Greenwood Elem Playground)	(74,998)
		Elm Tree Baptist Church	(6,900)
		Cherokee County	(5,054)
	Grand View School - Playground Equipment	(50,268)	
	Candessa Tehee	District 2 - Balance	\$0

**ARPA
Infrastructure Projects
AU 3750992**

<u>District</u>	<u>Sponsor</u>	<u>Project/County Name</u>	<u>Amount</u>
District 3		Beginning Balance	\$0
Tenkiller		FY-2022 APPROPRIATION OF FUNDS	1,000,000
		Cherokee County	(6,945)
		Cherokee County	(19,248)
		Cherokee County	(15,977)
		Cherokee County	(250,000)
		Pettit Mountain Water	(32,000)
		Cherokee Rural Water Dist 13	(33,250)
		Cherokee County	(58,125)
		Burnt Cabin RWD	(148,000)
		Tenkiller Public School	(15,656)
		Tahlequah Trails Association	(18,000)
		Cherokee County	(240,000)
		Cherokee Rural Water Dist 13	(87,340)
		FY-2024 TRANSFER FROM ARPA DISCRETIONARY - MOU	100,000
		Rural Water District 2 - Keys	(34,920)
		Keys Fire Department	(18,935)
		Cherokee County - Keys Helipad	(25,000)
		Dry Creek Community Building	(74,375)
		Tahlequah Trails Association	(22,229)
	Lisa Hall	District 3 - Balance	\$0
District 4		Beginning Balance	\$0
Three Rivers		FY-2022 APPROPRIATION OF FUNDS	1,000,000
		Muskogee County Commissioner	(65,835)
		Muskogee County Commissioner	(320,159)
		Muskogee County Commissioner	(42,740)
		Muskogee County Commissioner	(42,749)
		Muskogee County Commissioner	(206,963)
		Muskogee County Commissioner	(54,120)
		Muskogee County Commissioner	(267,434)
		FY-2024 TRANSFER FROM ARPA DISCRETIONARY - MOU	100,000
		Muskogee County Commissioner	(100,000)
	Dr. Mike Dobbins	District 4 -Balance	\$0
District 5		Beginning Balance	\$0
Redbird		FY-2022 APPROPRIATION OF FUNDS	1,000,000
		Town of Vian Sanitary Sewer System Improv.	(230,668)
		Vian Community Center	(44,120)
		Sequoyah County	(500,000)
		Town of Vian Sanitary Sewer System Improv. - Increase	(15,170)
		Bronze Oak LLC	(210,042)
		FY-2024 TRANSFER FROM ARPA DISCRETIONARY - MOU	100,000
		City of Sallisaw - Aquatic Park	(20,000)

**ARPA
Infrastructure Projects
AU 3750992**

<u>District</u>	<u>Sponsor</u>	<u>Project/County Name</u>	<u>Amount</u>
		Town of Gore - Pickle Ball Court	(39,000)
		Town of Vian - Pickle Ball Court	(39,000)
		Sequoyah County Fair board	(2,000)
	E.O. "Jr." Smith	District 5 - Balance	\$0
District 6		Beginning Balance	\$0
Sequoyah		FY-2022 APPROPRIATION OF FUNDS	1,000,000
		Roland Water Tower Project	(500,000)
		Town of Gans WSI	(500,000)
		FY-2024 TRANSFER FROM ARPA DISCRETIONARY - MOU	100,000
		City of Sallisaw - Aquatic Park	(100,000)
	Daryl Legg	District 6 - Balance	\$0
District 7		Beginning Balance	\$0
Flint		FY-2022 APPROPRIATION OF FUNDS	1,000,000
		Westville Heat and Air	(42,750)
		Adair Co. Emergency Immediate Repair	(50,000)
		City of Stilwell - Golf Course Project	(300,000)
		Watts Public School - Cafeteria Bldg Door	(\$4,445)
		Adair Co 4-H/FFA Booster Club	(\$77,300)
		Town of Watts	(\$75,193.77)
		Town of Westville	(\$100,000)
		Westville Little League	(\$62,500)
		City of Stilwell	(\$34,457)
		Mid County Community Organization Park Improvements	(\$32,957)
		Bell Community Pavilion	(\$32,957)
		Peavine Public School Track	(\$5,582.81)
		Peavine Public School Cafeteria Freezer	(\$12,107.78)
		Westville Little League	(\$10,000)
		CC Camp Playground & Pavilion	(\$23,614)
		CC Camp Playground & Pavilion - Phase II	(\$18,867)
		Maryetta School Football Stadium Concrete Pad w/ ADA Access	(\$32,276.50)
		Zion School Gym Entry Way Covering	(\$15,327)
		Lyons Switch Community Building	(\$17,000)
		Westville Little League - Phase II	(\$8,000)
		FY-2024 TRANSFER FROM ARPA DISCRETIONARY - MOU	100,000
		Greasy Community Fellowship Org	(15,630)
		Maryetta School	(\$20,000)
		CNS LLC - Bird Wolfe dba Flint Rock Ceremonial Grounds	(\$20,000)
		Stan Paden - Dahlenegah Public School	(\$3,000)
		Adair County Free Fair Board	(\$15,000)
		Greasy Community Fellowship Org - Phase II	(\$8,074.30)
		Stilwell Youth League	(\$20,000)
		Stan Paden - Rocky Mountain School	(\$3,000)
		Rocky Mountain Cherokee Community Org	(\$19,900)

**ARPA
Infrastructure Projects
AU 3750992**

<u>District</u>	<u>Sponsor</u>	<u>Project/County Name</u>	<u>Amount</u>
		CNS LLC - Flint Rock Ceremonial Grounds	(\$20,061)
	Josh Sam	District 7 - Balance	\$0
District 8		Beginning Balance	\$0
Goingsnake		FY-2022 APPROPRIATION OF FUNDS	1,000,000
		Westville Heat and Air	(42,750)
		City of Stilwell - Golf Course Project	(300,000)
		Watts Public School - Cafeteria Bldg Door	(\$4,445)
		Adair Co 4-H/FFA Booster Club	(\$77,300)
		Town of Watts	(\$75,193.77)
		Town of Westville	(\$100,000)
		Westville Little League	(\$62,500)
		Adair County	(\$180,000)
		City of Stilwell	(\$34,458)
		Mid County Community Organization Park Improvements	(\$32,958)
		Bell Community Pavilion	(\$32,958)
		Peavine Public School Track	(\$5,582.81)
		Peavine Public School Cafeteria Freezer	(\$12,107.78)
		Westville Little League	(\$10,000)
		CC Camp Playground & Pavilion	(\$23,614)
		CC Camp Playground & Pavilion - Phase II	(\$6,133)
		FY-2024 TRANSFER FROM ARPA DISCRETIONARY - MOU	100,000
		Tenkiller Public School	(\$5,000)
		Adair County Free Fair Board	(\$15,000)
		Oaks Mission School	(\$5,000)
		Goingsnake Cherokee Community Org	(\$75,000)
	Codey Poindexter	District 8 - Balance	\$0
District 9		Beginning Balance	\$0
Saline		FY-2022 APPROPRIATION OF FUNDS	1,000,000
		Delaware County	(66,141)
		Oaks School - awning enclosure	(24,998)
		Kansas School - security and safety features	(42,229)
		Colcord Public School - Access Door Project	(89,600)
		Colcord Public School - Camera Project	(58,444)
		Leach Public School - Storm Shelter	(348,000)
		Leach Public School - Storm Shelter - Addtl Funding	(59,000)
		Wickliffe Public School	(56,300)
		Kenwood School - Kitchen and Gym HVAC	(47,100)
		FY-2024 TRANSFER FROM ARPA DISCRETIONARY - MOU	100,000
		Wickliffe Public School	(308,188)
	Mike Shambaugh	District 9 - Balance	\$0
District 10		Beginning Balance	\$0

**ARPA
Infrastructure Projects
AU 3750992**

<u>District</u>	<u>Sponsor</u>	<u>Project/County Name</u>	<u>Amount</u>
Delaware		FY-2022 APPROPRIATION OF FUNDS	1,000,000
		Jay Public School Parking Lots	(61,423)
		Delaware County	(262,027)
		Pryor Streetscape Plan	(25,000)
		Ottawa County	(100,000)
		Jay Public School Parking Lots/PO Increase	(240,791)
		Delaware County	(15,000)
		Mayes Cnty RWD #4 Water Meter Replacement Project	(50,000)
		Mayes Cnty Soccer Assoc	(12,500)
		Pryor Youth Softball	(24,425)
		Salina Youth Baseball	(6,000)
		William Bradford Christian School	(25,000)
		Fairland PWA - Cast Iron Waterline Replacement	(150,000)
		Mayes County BMX Inc	(14,969)
		Salina Senior Citizen Bridge	(12,865)
		FY-2024 TRANSFER FROM ARPA DISCRETIONARY - MOU	100,000
		Delaware County Fair Building Construction	(80,000)
		South Grand Lake Chamber of Commerce	(13,400)
		Delaware County	(6,600)
	Melvina Shotpouch	District 10 - Balance	<u>(\$0)</u>
District 11		Beginning Balance	\$0
Cooweescoowee - North		FY-2022 APPROPRIATION OF FUNDS	1,000,000
		Town of Wann Streets	(150,000)
		Town of Bluejacket Wastewater Improvements	(203,668)
		Nowata Generator Project	(25,770)
		CXT Incorporated	(620,562.05)
		FY-2024 TRANSFER FROM ARPA DISCRETIONARY - MOU	100,000
		Bluejacket Public Works Authority	(31,080)
		Town of Welch - Civic Center	(24,357)
		Ironside Water District, Inc	(44,563)
	Victoria Vazquez	District 11 - Balance	<u>(\$0)</u>
District 12		Beginning Balance	\$0
Cooweescoowee - West		FY-2022 APPROPRIATION OF FUNDS	1,000,000
		Town of Wann Streets	(150,000)
		Copan Natural Gas System Upgrade	(35,000)
		Washington County	(200,000)
		Boys & Girls Club of Bartlesville	(25,000)
		Nowata Generator Project	(25,770)
		Oglesby Fire Dept. Generac	(26,464)
		Town of New Alluwe OK	(1,800)
		Talala Waste Water Collection System	(75,000)
		Washington RWD 2 - New Harmony WL	(200,000)
		Town of Ramona	(200,000)

**ARPA
Infrastructure Projects
AU 3750992**

<u>District</u>	<u>Sponsor</u>	<u>Project/County Name</u>	<u>Amount</u>
		Washington County Fair Building	(57,000)
		FY-2024 TRANSFER FROM ARPA DISCRETIONARY - MOU	100,000
		City of Collinsville	(12,500)
		Ramona Chamber of Commerce	(12,500)
		City of Skiatook	(12,500)
		Friends of Dewey Parks	(12,500)
		Town of Delaware	(12,500)
		Town of New Alluwe	(12,500)
		Ochelata Utility Authority	(11,950)
		Copan Public Works Authority	(12,500)
		Town of Copan	(4,516)
	Dora Patzkowski	District 12 - Balance	(\$0)
District 13		Beginning Balance	\$0
Gadusi		FY-2022 APPROPRIATION OF FUNDS	1,000,000
		New Leaf Village Road	(100,000)
		Food On The Move Entrance/Parking	(150,000)
		Tulsa Dream Center Parking Lot	(75,000)
		A Pocket Full of Hope, Inc	(\$67,254)
		Food on the Move - Food Home Urban Farm	(\$200,000)
		Town of Sperry- Cincinnati Manhole Repair	(\$30,500)
		City of Catoosa Soccer Complex	(\$100,000)
		A Pocket Full of Hope, Inc	(\$7,552)
		Vernon AME Parking Lot	(\$92,000)
		FY-2024 TRANSFER FROM ARPA DISCRETIONARY - MOU	100,000
		City of Catoosa - Blue Whale	(\$70,378)
		Catoosa Public Schools	(\$52,500)
		A Pocket Full of Hope, Inc - Phase 4	(\$98,612)
		Rogers State University Foundation	(\$56,204)
	Joe Deere	District 13 - Balance	\$0
District 14		Beginning Balance	\$0
Cooweescoowee - Central		FY-2022 APPROPRIATION OF FUNDS	1,000,000
		Rodeo Arena Interlocal Cooperative	(\$21,965)
		City of Claremore WWTP	(\$60,000)
		Rogers County	(\$107,880)
		Talala Waste Water Collection System	(\$75,000)
		RWD 4, Rogers County Generator Project	(\$168,340)
		Justus-Tiawah School Lagoons Closing	(\$30,000)
		Rogers County	(\$100,000)
		Verdigris Bus Loop Paving Project	(\$15,293)
		Verdigris Softball/Baseball Parking Lot	(\$14,190)
		Verdigris Lower Elem Security Fencing	(\$4,583)
		Oologah Community Center	(\$25,000)
		City of Collinsville - Collinsville Depot Project	(\$125,000)

**ARPA
Infrastructure Projects
AU 3750992**

<u>District</u>	<u>Sponsor</u>	<u>Project/County Name</u>	<u>Amount</u>
		Chelsea Area Historical Society	(\$25,000)
		American Legion Chelsea Milam-Stanley Post #60	(\$25,000)
		Foyil Fire Protection District	(\$25,357.50)
		FY-2024 TRANSFER FROM ARPA DISCRETIONARY - MOU	100,000
		Town of Chelsea	(\$100,000)
		Rogers County Youth Services	(\$50,000)
		City of Claremore	(\$127,392)
	Kevin Easley Jr.	District 14 - Balance	(\$0)
District 15		Beginning Balance	\$0
Cooweescoowee - South		FY-2022 APPROPRIATION OF FUNDS	1,000,000
		Locust Grove Pipe Springs Park Rehab.	(27,500)
		Pryor Streetscape Plan	(25,000)
		Ballou Baptist Cemetery	(12,900)
		Little Rock Cemetery - Benjamin Copeland	(5,670)
		Little Rock Cemetery - Mayes County	(3,445)
		City of Claremore WWTP	(20,000)
		Mayes Cnty RWD #4 Water Meter Replace-	(50,000)
		City of Catoosa Soccer Complex	(100,000)
		Mayes Cnty Soccer Assoc	(12,500)
		Peggs Public School	(25,000)
		Pryor Youth Softball	(24,425)
		Salina Youth Baseball	(6,000)
		Town of Locust Grove	(125,000)
		Mayes County Cemetery Access - Additional Funding	(1,045)
		Mayes County BMX Inc	(14,969)
		William Bradford Christian School	(25,000)
		Salina Senior Citizen Bridge	(28,935)
		Verdigris Bus Loop Paving Project	(\$15,293)
		Verdigris Softball/Baseball Parking Lot	(\$14,190)
		Verdigris Lower Elem Security Fencing	(\$4,583)
		Locust Grove Public Schools	(100,000)
		City of Pryor	(30,000)
		Mayes County Soccer Association - Phase II Lighting	(40,000)
		Inola Public Schools	(50,000)
		FY-2024 TRANSFER FROM ARPA DISCRETIONARY - MOU	100,000
		Ballou Indian Cemetery	(13,180)
		Salina Public Schools	(98,782.01)
		Ballou Indian Cemetery - Supplemental Funding	(6,367)
		Justus-Tiawah Public School - South Campus	(105,145)
		Pryor Economic Development Trust Authority/City of Pryor	(115,071)
	Danny Callison	District 15 - Balance	\$0
At-Large		Beginning Balance	\$0
		FY-2024 TRANSFER FROM ARPA DISCRETIONARY - MOU	100,000

**ARPA
Infrastructure Projects
AU 3750992**

<u>District</u>	<u>Sponsor</u>	<u>Project/County Name</u>	<u>Amount</u>
		Broken Arrow PS Indian Education Program	(25,000)
		National Park Partners of Chickamauga, Chattanooga, and Moccasin	(\$50,000)
		Broken Arrow PS Indian Education Program - Phase II	(25,000)
	Johnny Kidwell	At-Large - Balance	\$0
At-Large		Beginning Balance	\$0
		FY-2024 TRANSFER FROM ARPA DISCRETIONARY - MOU	100,000
		Kelly B Todd Cerebral Palsy & Neuro-Muscular Center	(\$30,000)
		Hiwassee River Heritage Center	(\$7,000)
		National Park Partners of Chickamauga, Chattanooga, and Moccasin	(\$63,000)
	Julia Coats	At-Large - Balance	\$0

CHEROKEE NATION TRIBAL COUNCIL
COMMUNITY SERVICES COMMITTEE REPORT

Group: Transportation & Infrastructure **Month/Year of Report:** November 2024 (Data for September 2024 Activities)
Executive Director: Michael Lynn **Phone:** 453-5396 **E-mail:** michael-lynn@cherokee.org

I. Budget Highlights

Notified by the US EPA that we were awarded \$5.2M for a lead service line verification project for 10 small public water systems across the reservation.

II. Program Highlights

a) Balanced Scorecard Measures

- 36 new water & septic installs
- 14 water & septic repairs
- 34 water analyses performed
- 21 site evaluations
- 19 soil tests
- 53 food handlers trained
- 70 facility inspections, technical assistance and investigations

b) Accomplishments

Rabies Clinic in Sallisaw, OK – 250 vaccines administered.

Conducting mosquito surveillance program for early detection of the West Nile Virus for Cherokee and Adair County with the Oklahoma State Department of Health.

Completed construction of the 4640 Rd WL Extension project with Adair Co RWD # 2.

c) Future Plans

Mankiller-Soap Biennial report and water census.

Finalizing plans for MSWA FY2024 expenditures.

RCAP Annual Conference, La Vista NE, October 21-25

**CHEROKEE NATION TRIBAL COUNCIL
COMMUNITY SERVICES COMMITTEE REPORT**



Oct 2, 2024 at 11:30:16 AM

Cherokee RWD # 11 WTP



Oct 2, 2024 at 11:31:09 AM

Cherokee RWD # 11 WTP

**CHEROKEE NATION TRIBAL COUNCIL
COMMUNITY SERVICES COMMITTEE REPORT**



Jay PWA – WTP Expansion



Jay PWA – WTP Expansion

**CHEROKEE NATION TRIBAL COUNCIL
COMMUNITY SERVICES COMMITTEE REPORT**




Stilwell ADA – WTP Expansion



Cherokee RWD # 1 – Muskogee RWD # 7 Connection Project

CHEROKEE NATION TRIBAL COUNCIL
COMMUNITY SERVICES COMMITTEE REPORT



Cherry Tree RWD – Water System Improvements

**CHEROKEE NATION TRIBAL COUNCIL
COMMUNITY SERVICES COMMITTEE REPORT**



Oct 3, 2024 at 10:17:18 AM
21112 E 613 Rd
Tahlequah OK 74464
United States

Delaware Co RWD # 11 – Rocky Ford WL Extension



Sep 27, 2024 at 9:07:32 AM

Delaware Co RWD # 11 – Rocky Ford WL Extension

**CHEROKEE NATION TRIBAL COUNCIL
COMMUNITY SERVICES COMMITTEE REPORT**



Oct 7, 2024 at 9:57:59 AM

Stilwell ADA – New Wastewater Flow Equalization Basin



Sallisaw Rabies Clinic 9/16/2024

OFFICE OF ENVIRONMENTAL HEALTH

Sr. Director: Billy Hix

PERFORMANCE: SEPTEMBER 2024

COUNTY	FACILITY DATA SYSTEM			Food Handlers Trng	Rabies Vaccines Administered	Indoor Air Quality Sampling/TA	Water Quality Analyses BACT/Chemical	Primary Drinking Water Standards Violations	Homeowner TA	Well Assemt	Site Evals	Soil Profile/Perc Test	
	Inspections & Referrals	Investigations & Complaints	Technical Assistance										
Cherokee/Wagoner	34		13	25			BT 4 / Chem 7	13	1		4	2	
Muskogee/McIntosh							BT 1/Chem 1	2	1		3	4	
Sequoyah					250				1	1	1	1	
Adair							BT 3 / Chem 4	3	2		2	3	
Delaware/Ottawa	3	1	4			1	BT 4 / Chem 8	10	1		3	2	
Craig											1	1	
Nowata/Washington	5												
Tulsa		6	1	28									
Rogers									3		3	1	
Mayes	3						Chem 2	4			4	5	Reduce # of Priority Violations
	45	7	18	53	250	1	34	32	9	1	21	19	3
YEAR TO DATE		712		676	1676	9	273	198	84	10	279	287	106
ANNUAL GOAL		800		850						50	250	250	100
% COMPLETE		89%		80%						20%	112%	115%	106%

HIGHLIGHTS:

Staff Training - OK Onsite Wastewater Association Conference - Muskogee
 Staff Development OK Rural Water Association Conference - Wagoner

Meetings - Staff Development Committee CN Holiday Post-Event Food & Entertainment PHAB Reaccreditation - Teams
 Energy Efficiency & Green Infrastructure Cherokee Futurists - Teams 120 Water - Lead in Drinking Water

Misc. - Mosquito Surveillance Program Collection for Early Detection of West Nile Virus for Cherokee County and Adair County-OSDH
 Rabies Clinic Sallisaw - 250 Vaccinations
 CN Holiday Food Inspections
 Interviews - 3

PROGRAM DESCRIPTION:

This office helps to ensure that tribal facilities are operated in a safe and sanitary manner and provides Tribal members with services and information to lead environmentally healthy lifestyles through inspections and investigations related to food, vectors, water and waste water. This office further provides food service training for certification, environmental disease prevention training, injury prevention intervention, water sampling, and indoor air quality investigations.

**Engineering Project Report
September 2024**

Project Name	System	Project #	Project Type	County	Council District	Total Project Cost	# Tribal Homes	Project Status
Blue Bird Dr. WLX	TPWA	OK19V56	Water	Cherokee	3	\$55,000.00	4	Row/Permitting
West Grandview Rd	Cherokee RWD #3	OK19V81	Water	Cherokee	1	\$192,500.00	10	Eng. Design/Nepa
Tenkiller Utility Authority	Tenkiller Utility Auth	OK19V89	Water	Cherokee	1,2,15	\$11,545,000.00	1678	Row/Permitting
Rocky Ford WL Ext	Delaware #11	OK19V95	Water	Delaware	9	\$695,000.00	65	Under Construction
Indian Meadows SS	TPWA	OK19W00	Sewer	Cherokee	3	\$1,355,000.00	118	Under Construction
Kenwood Sewer Lagoon Rehab	Kenwood Water Dist	OK20W13	Sewer	Delaware	9	\$1,032,000.00	24	Row/Permitting
Sewer System Rehab	Colcord PWA	OK21W67	Sewer	Delaware	9	\$504,000.00	81	Closed
Water System Improvements	Cherry Tree	OK2203I	Water	Adair	7,8	\$5,821,000.00	838	Under Construction
WWTP Improvements	Chelsea Economic Dev Auth	OK2209I	Sewer	Rogers	14	\$3,692,800.00	193	Closed
4640 Rd Water Line Replacement	Adair RWD #2	OK2232I	Water	Adair	7	\$393,000.00	12	Under Construction
Lagoon Rehabilitation/Sewer Sys. Improvements	Marble City	OK22W90	Sewer	Sequoyah	5	\$2,183,619.00	73	Under Construction
Cherokee #1/Muskogee #7 Connection	Cherokee RWD #1	FRF	Water	Cherokee	1	\$4,200,000.00	170	Under Construction
Water System Improvements	Nowata Municipal Auth	FRF/OK2349I	Water	Nowata	12	\$3,147,000.00	469	Under Construction
Water Storage Tank	Delaware #1	FRF	Water	Delaware	9	\$500,000.00	123	Under Construction
Water System Improvements	Lenapah PWA	FRF	Water	Nowata	11	\$988,500.00	41	Bidding/Contracting
Kenwood Water System Improvements	Kenwood Water Dist	FRF	Water	Delaware	9	\$1,500,000.00	174	Eng. Design/Nepa
Stilwell Flow Equalization Basin	Stilwell Area Dev. Auth.	FRF	Sewer	Adair	7,8	\$2,975,000.00	675	Under Construction
Wauhullau Water Line Extension	Adair RWD #2	FRF	Water	Adair	7	\$750,000.00	76	Row/Permitting
Snake Creek / Iron Post Water Line	Locust Grove PWA	FRF/OK2468I	Water	Mayes	9	\$16,000,000.00	98	Eng. Design/Nepa
Water System Improvements	Salina PWA	FRF	Water	Mayes	9,10,15	\$3,121,000.00	126	Row/Permitting
and Raw Water Intake Improvements	Stilwell Area Dev. Auth.	FRF/OK2350I	Water	Adair	7,8	\$26,313,000.00	958	Under Construction
South Waterline Loop (12-in)	Town of Collinsville	FRF	Water/Sewer	Tulsa	13,14	\$5,000,000.00	650	Bidding/Contracting
Whitmore/Indian Meadows Water Upgrades	TPWA	DP/FRF	Water	Cherokee	3	\$1,600,000.00	62	Bidding/Contracting
Whitmore Addition Sanitary Sewer	TPWA	DP/FRF	Sewer	Cherokee	3	\$1,500,000.00	13	Bidding/Contracting
Oaks Distribution System Improvements	Delaware #11	FRF	Water	Delaware	9	\$2,174,000.00	134	Eng. Design/Nepa
Water Treatment Plant Expansion	Cherokee #11	FRF	Water	Cherokee	1	\$4,195,000.00	793	Under Construction
Water Treatment Plant Expansion	Jay Utilities Auth	FRF	Water	Delaware	9,10	\$11,364,000.00	636	Under Construction
Burnt Cabin Water System Improvements	Burnt Cabin	FRF	Water	Cherokee	3	\$2,000,000.00	63	Eng. Design/Nepa
Delaware #10 Water System Improvements	Delaware RWD #10	FRF	Water	Delaware	10	\$1,750,000.00	120	Under Construction
Mayes #7 ARPA WL Project	Mayes #7	FRF	Water	Mayes	15	\$2,012,000.00	14	Bidding/Contracting
SDCRWA System Improvements & Adair 5 Conne	South Delaware Co RWA	FRF	Water	Adair	7	\$12,321,522.00	350	Eng. Design/Nepa
Adair #5 System Assistance	Adair #5	MSWA/Tribal	Water	Adair	7	\$620,000.00	300	Under Construction
Vinita St Pump Station	Cherokee #3	MSWA	Water	Cherokee	1	\$400,000.00	100	Bidding/Contracting
Watts/West Siloam Connection	West Siloam Springs	MSWA	Water	Delaware	7,8,9	\$200,000.00	250	Row/Permitting
Water Line Improvements	Delaware #3	MSWA	Water	Delaware	10	\$344,000.00	200	Eng. Design/Nepa
Capital Improvement Plan/Hyd Analysis	Cherokee #16	MSWA	Water	Cherokee	3	\$57,950.00	60	Under Construction
Well Project	Bluejacket	MSWA	Water	Craig	11	\$25,332.26	65	Under Construction
Adair #5 Connection to Watts	Watts	MSWA	Water	Adair	7	\$97,500.00	270	Post Construction
Workman Pump Station	Adair #4	MSWA	Water	Adair	8	\$500,000.00	220	Eng. Design/Nepa
SSES	South Coffeyville	MSWA	Sewer	Nowata	11	\$80,000.00	110	Under Construction
Total						\$133,204,723.26	10416	

Service Spotlight

This newsletter is intended to provide a spotlight on a service recently provided through the Cherokee Nation Engineering & Sanitation Facilities Construction program.

Mr. Jerold Smith is a Cherokee Citizen living in the South Coffeyville community in Nowata County. Mr. Smith contacted the Cherokee Nation Sanitation Facilities Construction program in June 2024 that his septic tank needed to be pumped. The CN crew from Bull Hollow, OK pumped out the tank in July and reported that the septic tank servicing Mr. Smith's home had partially collapsed and needed to be replaced. In August a purchase order was issued to WB Dirt Work to replace the septic tank. The contractor moved on site in September and replaced the existing tank with a new 1000 gallon concrete septic tank to meet the current DEQ construction codes.



Applicant: Jerold Smith

Funding Source:

Tribal Individual Water & Sewer 10104310

Total Cost of Service:

\$4791.14

Mitigating factors/challenges overcome:

Existing septic system.

Trees and other obstacles.

CN Council District:

11



CHEROKEE NATION TRIBAL COUNCIL
COMMUNITY SERVICES COMMITTEE REPORT

Group:	<u>Housing Authority</u>	Month/Year of Report:	<u>Nov-24</u>
Executive Director:	<u>Todd Enlow</u>	Phone:	<u>918-456-5482</u>
Sr. Deputy Ex. Director:	<u>Jerri A. Killer</u>		

Public Disclosures:

As required by 24 CFR Part 1000.30, services provided to Housing Authority of the Cherokee Nation / Cherokee Nation Employees and Employee relatives from funds received pursuant to the Native American Housing Assistance and Self-Determination Act of 1996 (NAHASDA), shall be publicly disclosed.

The following applicants have been determined eligible for participation.

RENTAL PROPERTIES:

The following employee and/or relatives were approved to receive services for Low Rent Apartment pursuant to guidelines set forth in the Housing Policy as approved by the Principal Chief of the Cherokee Nation and HACN Policy as approved by the Board of Commissioners.

None to report

HOMEOWNERSHIP:

The following employee and/or relatives were approved to receive services for Homeownership program pursuant to guidelines set forth in the Housing Policy as approved by the Principal Chief of the Cherokee Nation and HACN Policy as approved by the Board of Commissioners.

None to report

RENTAL ASSISTANCE/TEMPORARY RENTAL ASSISTANCE/COLLEGE HOUSING:

The following employee and/or relatives were approved to receive services for Rental Assistance program pursuant to guidelines set forth in the Housing Policy as approved by the Principal Chief of the Cherokee Nation and HACN Policy as approved by the Board of Commissioners.

None to report

NEW CONSTRUCTION HOMEOWNERSHIP PROGRAM: (Non-NAHASDA Program)

The following employee and/or relatives were approved to receive services for the New Construction Homeownership program pursuant to guidelines set forth in the HACN Policy as approved by the Board of Commissioners.

None to report

HOUSING REHABILITATION PROGRAM:

The following employee and/or relatives were approved to receive services from the Housing Rehabilitation program pursuant to guidelines set forth in the HACN Policy as approved by the Board of Commissioners.

None to report

iSAVE PROGRAM

The following employee and/or relatives were approved to receive services from the iSave program pursuant to guidelines set forth in the HACN Policy as approved by the Board of Commissioners.

None to report

MORTGAGE ASSISTANCE PROGRAM

The following employee and/or relatives were approved to receive services from the Mortgage Assistance program pursuant to guidelines set forth in the HACN Policy as approved by the Board of Commissioners.

None to report



Housing Authority of the Cherokee Nation

Board of Commissioners Meeting:

Nov 22 Regular BOC Meeting at 9:00 a.m.

Office Closures:

Nov 11 Veterans Day
Nov 28-29 Thanksgiving

Other Info:

All offices and staff of the HACN may be reached through the main office number, regardless of their office location. The local and toll free numbers are:

918-456-5482

800-837-2869

Employee Email is:

firstname.lastname@hacn.org

Housing Authority of the Cherokee Nation
Month Ending: Sept 2024

Current Program Participants:

County	Community Shield Insurance	Rental Properties	Rental Assistance			Homeownership		Loans	Totals		
			Rental Assistance (RAP)	Temporary Assistance (TAP)	College Housing Programs	Home-ownership Programs Under Mgmt	New Construction Homes Under Mgmt	Title VI / Other Mortgage Programs	Total Housing Participants	% of Participants	
Adair	187	155	102	3	8	73	113	14	655	13%	
Cherokee	179	205	383	9	19	144	255	39	1,233	25%	
Craig	13	59	19	1	2	8	30	2	134	3%	
Delaware	111	109	110	0	8	48	130	15	531	11%	
Mayes	88	129	58	0	5	37	75	10	402	8%	
McIntosh	7	0	1	0	1	5	0	0	14	0%	
Muskogee	43	56	33	0	3	31	66	8	240	5%	
Nowata	13	40	6	0	2	9	29	0	99	2%	
Ottawa	4	0	4	0	0	4	7	4	23	0%	
Rogers	46	71	177	0	9	49	42	30	424	9%	
Sequoyah	184	84	222	3	12	105	145	29	784	16%	
Tulsa	16	0	91	5	4	19	8	2	145	3%	
Wagoner	5	0	0	3	1	37	9	0	55	1%	
Washington	15	46	42	0	4	25	11	2	145	3%	
Total:	911	954	1,248	24	78	594	920	155	4,884	100%	
			1,350			1,514		155			

Current Applications:

County	Rehab Programs	Rehab Replacement Homes	NAHASDA Home-ownership	Community Shield Insurance	Rental Properties / Apartments	Rental Assistance	New Home Construction	Total Apps
Adair	116	0	48	15	135	69	96	479
Cherokee	247	0	87	15	633	482	124	1,588
Craig	85	0	14	2	76	37	43	257
Delaware	229	0	50	10	106	89	173	657
Mayes	115	0	1	2	158	119	75	470
McIntosh	9	0	18	0	0	2	19	48
Muskogee	93	0	54	2	59	90	69	367
Nowata	28	0	9	2	38	23	7	107
Ottawa	26	0	1	0	0	11	8	46
Rogers	114	0	7	4	381	422	38	966
Sequoyah	215	0	92	9	0	224	131	671
Tulsa	85	0	20	6	0	510	34	655
Wagoner	10	0	0	0	0	15	6	31
Washington	81	0	8	0	59	126	8	282
Total:	1,453	0	409	67	1,645	2,219	831	6,624

Housing Authority of the Cherokee Nation
Delinquency Report

Month of
Sep-24

County	Rental Programs (Low Rent)		Homeownership Programs			
	Number Delinquent	Total Amount	Mutual Help / NAHASDA		NCHOP	
			Number Delinquent	Total Amount	Number Delinquent	Total Amount
Adair	40	\$ 11,893	32	\$ 8,609	47	\$ 18,731
Cherokee	13	\$ 17,217	4	\$ 1,553	99	\$ 41,700
Craig	6	\$ 722	1	\$ 1,512	16	\$ 10,123
Delaware	7	\$ 2,799	12	\$ 8,039	31	\$ 15,623
Mayes	5	\$ 2,268	2	\$ 64	5	\$ 1,740
McIntosh	0	\$ -	0	\$ -	0	\$ -
Muskogee	4	\$ 4,336	3	\$ 598	18	\$ 6,689
Nowata	1	\$ 339	3	\$ 1,480	1	\$ -
Ottawa	0	\$ -	1	\$ 195	3	\$ 6,584
Rogers	5	\$ 2,461	5	\$ 3,310	19	\$ 5,850
Sequoyah	0	\$ -	7	\$ 6,079	58	\$ 27,549
Tulsa	0	\$ -	2	\$ 486	6	\$ 1,850
Wagoner	0	\$ -	6	\$ 5,927	0	\$ -
Washington	6	\$ 991	4	\$ 1,245	0	\$ -
Total:	87	\$ 43,026	82	\$ 39,097	303	\$ 136,439
Previous Month Totals	73	\$ 35,237	100	\$ 40,144	163	\$ 104,971

Self Sufficiency Programs and Grants

Month Ending September 30, 2024

Highlights

Mortgage Assistance Program Impact

82 Buyers who used MAP to purchase a home in FY24	\$55,852 MAP recipient average household income	27% Average amount of equity created in homes assisted with MAP funds
\$155,805 Average purchase price of MAP-assisted homes	7% Average reduction in household debt to income	\$48,812 Average increase in household net worth

Homeowner Assistance Fund Impact

1,672 Applications received since January 2022	1221 Applications approved for assistance	\$4.8M Funds disbursed to homeowners in need
--	---	--

Program Descriptions

Homeowner Assistance Fund (HAF) provides up to \$20,000 in financial assistance to eligible homeowners. Funds can be used for future mortgage payments, principal buydowns, and past due property insurance and property taxes. This program is available through September 2026, or until all funds are expended. Income Limits for program participation are below:

Mortgage Assistance Program (MAP) provides up to \$20,000 in downpayment and closing cost assistance to eligible buyers.

iSave is a matched savings program where participants save money for up to two years and the iSave program matches the families' savings at a rate of \$3 for every \$1 saved up to \$1,000 to update and rehabilitate their primary residence.

Self Sufficiency Counseling confidential one-on-one coaching to help families overcome obstacles to financial security and homeownership.

Homebuyers Training 12-hour class that prepares homebuyers for the home and mortgage shopping experience. Covers topics like real estate and mortgage industry terminology, insurance, credit history, mortgage affordability and spending plans.

Program Activity

Mortgage Assistance Program

The Mortgage Assistance Program helps families increase economic well-being and self-sufficiency through asset attainment and financial education. 366 families are currently working with a Self Sufficiency Counselor to utilize MAP funds. Families using MAP to purchase a home or entering an HACN lease to own agreement must attend a homeownership or lease to own training. 200 people have attended home buyers training and 118 people have attended lease to own classes in FY24.

Program

61 families are actively saving in iSave for home rehabilitation and 25 households received matching funds to make home repairs or improvements in FY24. Matching funds can be used for anything that increases the value of their primary residence for example, a storm shelter, flooring, fencing, sidewalks, major appliance replacement, roofing, plumbing, etc.

Housing Authority of the Cherokee Nation
 Month Ending: Sept 2024



Tribal HUD - VASH

VA Supportive Housing Program

County	Applications			Assistance	Totals	
	Referrals Received / Applications Processing	Vouchers Issued	Waiting List	Housed Veteran	Total	% of Participants
Adair	0	0	0	0	0	0%
Cherokee	0	1	0	5	6	33%
Craig	0	0	0	0	0	0%
Delaware	0	0	0	1	1	6%
Mayer	0	0	0	1	1	6%
McIntosh	0	0	0	0	0	0%
Muskogee	0	0	0	0	0	0%
Nowata	0	0	0	0	0	0%
Ottawa	0	0	0	0	0	0%
Rogers	0	0	0	3	3	17%
Sequoyah	0	0	0	1	1	6%
Tulsa	1	0	0	5	6	33%
Wagoner	0	0	0	0	0	0%
Washington	0	0	0	0	0	0%
Total:	1	1	0	16	18	100%

**New Construction Homeownership Program
Development Files Processing**

Month of
Sep-24

County	Waiting List	Applications		Processing						Construction
				Stg I	Stg II		Stg III		Stg IV	
		App Problem	App Processing	Prelim Review	Site Inspect	Problem Files	Survey Pending	Land Dev	Process Closing	Under / Ready Const
Adair	183	0	4	19	0	4	0	4	0	19
Cherokee	190	0	27	0	0	1	0	1	0	48
Craig	19	0	3	7	0	0	0	2	0	11
Delaware	103	0	9	7	0	1	1	0	0	27
Mayes	31	0	3	7	0	0	0	1	1	15
McIntosh	19	0	0	1	0	0	0	0	0	0
Muskogee	64	0	6	6	0	0	0	0	0	10
Nowata	4	0	0	3	0	0	0	0	0	8
Ottawa	4	0	1	0	0	0	0	0	0	2
Rogers	11	0	25	4	0	0	0	1	0	14
Sequoyah	139	0	2	14	0	1	0	1	0	29
Tulsa	2	0	50	2	0	0	0	0	0	4
Wagoner	12	0	1	0	0	0	0	0	0	0
Washington	5	0	2	0	0	0	0	0	0	3
Total:	786	0	133	70	0	7	1	10	1	190
	786		133			89				190

STAGE I:
Copies of Deed(s), etc.
Check Floodmaps/Floodplain
Identify Utility Companies
Contact for Site Inspection

STAGE III:
Order/Receive Survey
Order/Receive Perc Test
Receive Utility Assurance
Receive Abstract from participant

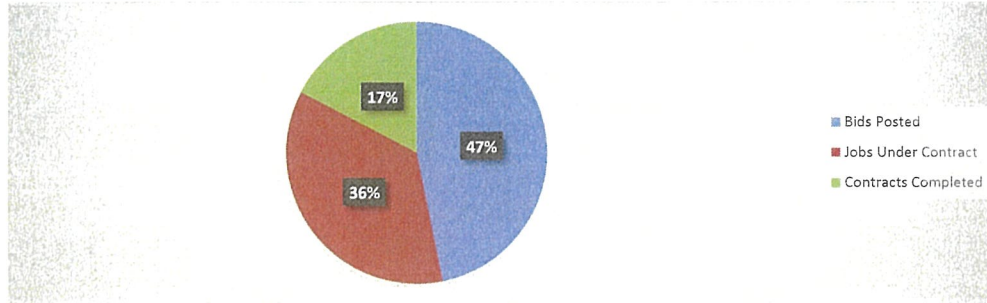
STAGE II:
Visit Site
Identify/Propose Site Plan
Identify/Propose Utilities
Identify/Propose Lateral Field
Identify/Propose Easement(s)
Deliver Utility Assurance Letters
Request Abstract from participant

STAGE IV:
Survey Review / Identify Barriers / Process for Closing

Housing Rehabilitation Programs - Job Statistics

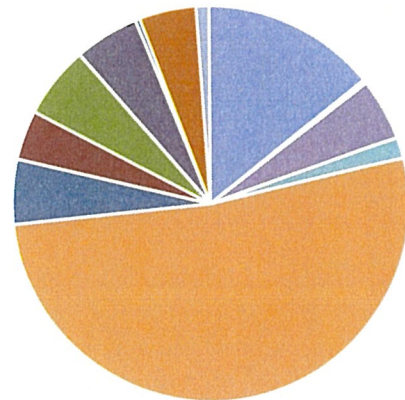
Month Ending:
Sept 24

Bids Posted	81
Jobs Under Contract	62
Contracts Completed	30



Classification	Monthly Activity	FY24 YTD
NAHASDA Emergency	28	145
NAHASDA Rehab	0	0
NAHASDA Replacement	0	3
Tribal Emergency	7	51
Storm Shelters	4	17
HJSCA Emergency	32	530
HJSCA Rehab	10	54
HJSCA Replacement	1	41
BIA - HIP Program	8	60
Protecting Our Vulnerable	9	54
HAF - Rehab	2	4
Driveway Repair	9	47
Lead Based Paint	0	11
All Rehab jobs	110	1017

FY24 YTD



- NAHASDA Emergency
- NAHASDA Rehab
- NAHASDA Replacement
- Tribal Emergency
- Storm Shelters
- HJSCA Emergency
- HJSCA Rehab
- HJSCA Replacement
- BIA - HIP Program
- Protecting Our Vulnerable
- HAF - Rehab
- Driveway Repair
- Lead Based Paint