

Group: Marshal Service Month/Year of Report: November 2016
 Executive Director: Shannon Buhl Phone: 918-207-3800
 Email: shannon-buhl@cherokee.org

1. Budget Highlights-Please Refer to Monthly Financial Report

2. Program Highlights for October:

| <u>District 1 412 North</u> | <u>District 2 412 South</u> |
|---|-----------------------------|
| Information Report (8) | Information Report (13) |
| Warrants (2) | Warrants (7) |
| Other Agency Assists (15) | Other Agency Assists (59) |
| Warnings (3) | Warnings (1) |
| Citations (12) | Citations (2) |
| Alcohol/Drug Arrests (5) | Alcohol/Drug Arrests (1) |
| A&B/DV (0) | A&B/DV (1) |
| Burglary/Theft/Larceny (0) Auto Theft (1) | Burglary/Theft/Larceny (1) |
| Sexual Assault (1) | Auto Theft (1) |
| Trespassing (1) | Drug Abuse (1) MVC (1) |

3. Special Operations:

- Dive (0)
- SWAT (1)
- Task Force (38)

4. Accomplishments:

- Tribal Grants Management-Bobbie Jones, Suzanne Drywater
- Defensive Tactics Certification-Buddy Clinton
- Southwestern Association of Criminal Justice-Shannon Buhl
- ANNA Call-Jeremie Fisher, Bobbie Jones
- NNALEA-Scott Craig

5. Security:

- Security Violations (4)
- Vehicle Assists (24)
- Incident Reports (6)

6. Facilities:

Claremore (0)
Hastings (2) EDO
Redbird Smith (0)
Three Rivers (0)

7. Community:

John Timothy-Assist with Sequoyah School Sporting Events.
John Wofford-Cherokee Nation Health and Safety Fair
CLEET Basic SWAT School-Marshal Service Special Operations Team

8. Patrols:

| | |
|------------|------------|
| District 1 | 370 |
| District 2 | <u>196</u> |
| Total | 566 |



CHEROKEE NATION TRIBAL COUNCIL RULES COMMITTEE REPORT

Group: Tax Commission

Month/Year of Report: November, 2016

Group Leader: Sharon Swepston

Phone:

E-mail: Sharon-sweepston@cherokee.org

I. Budget Highlights

- a.) Please refer to the monthly financial report from Finance.

II. Program Highlights

a.) Motor Vehicle

1. Year to Date Motor Vehicle revenue for FY16 compared to FY15 as of September 30th 2016 & September 30th 2015, had an overall increase of 8.57%.
2. The month to month revenue comparison for September 2015 (FY15) compared to September 2016 (FY16) shows an increase of 1.75%.
3. The detail for all areas of revenue for motor vehicle is shown on the attached graphs.
4. FY16 new tags issued in the Extended Jurisdictional Boundary for October 1,356, November 1,637, December 1,893, January 1,340, February 1,340, March 1,439, April 1,322, May 1,339, June 1,328, July 1,311, August 1,605, September 1,441.

b.) Revenue and Taxation Division

1. Year to Date Revenue and Taxation (Tobacco) for FY16 compared to FY15 as of September 30th 2016 & September 30th 2015, had an overall increase of 1.71%.
2. A month to month revenue comparison for September 2015 (FY15) compared to September 2016 (FY16) shows an increase of 8.37%.
3. The detail for all areas of tax is shown on the attached graphs.

c.) Future Plans/New Initiatives

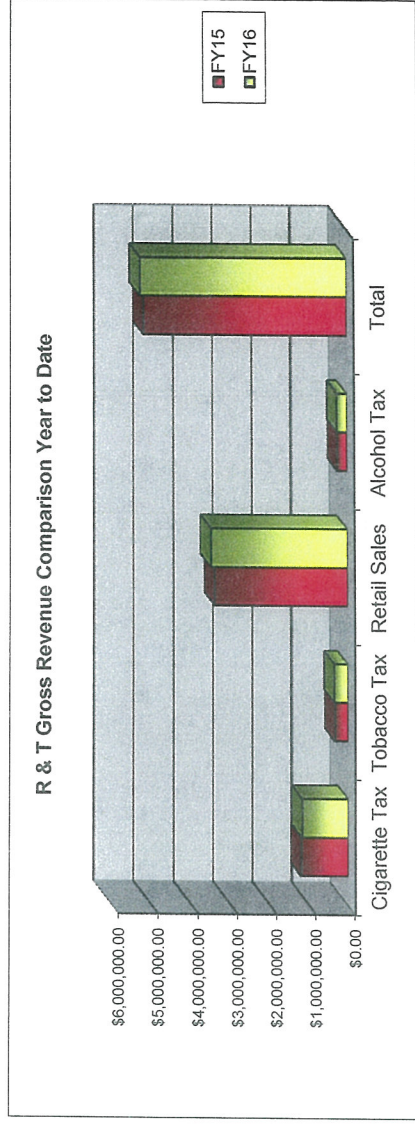
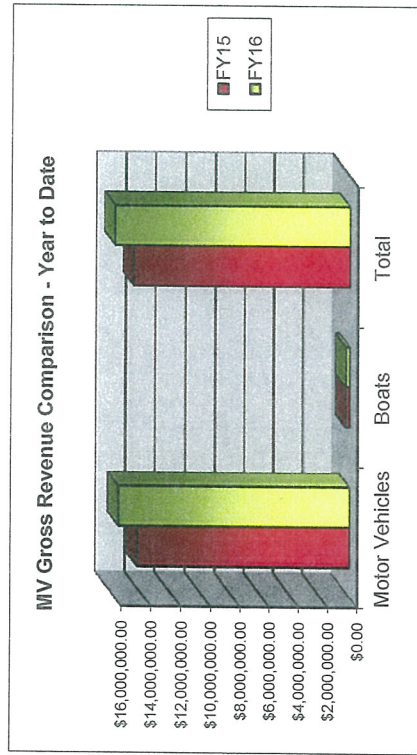
1. The next Tax Commission meeting is scheduled for December 7, 2016 at 4:30 pm in the CNTC Conference room.
2. The Veterans Sales Tax Exemption Cards have been mailed out to all qualified applicants. As of October 31, 2016 we have mailed out 230 Veteran Sales Tax Exemption Cards. CNE has implemented their upgraded system to process the new sales tax exemptions for Cherokee veterans.
3. We have received our report for September 2016 purchases and payment from the State of Oklahoma and rebates are scheduled to be distributed to the retailers by or before November 15, 2016.



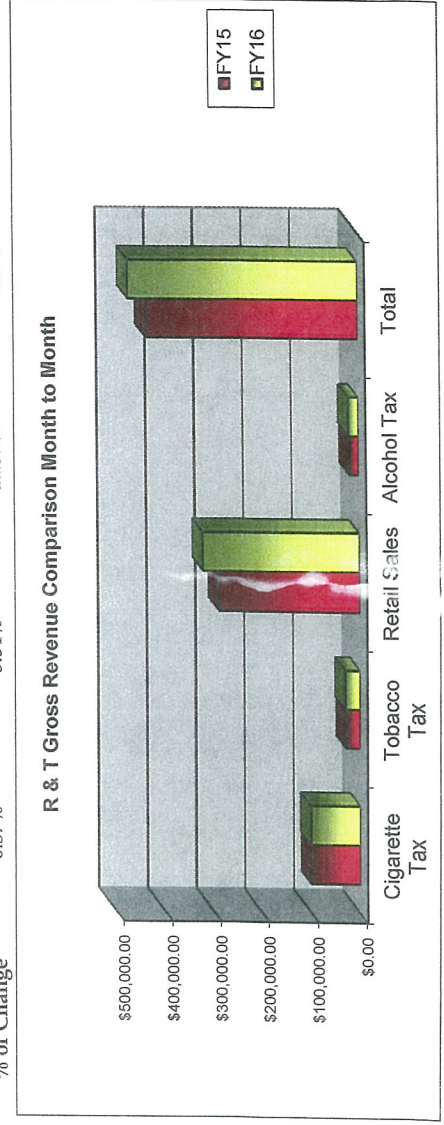
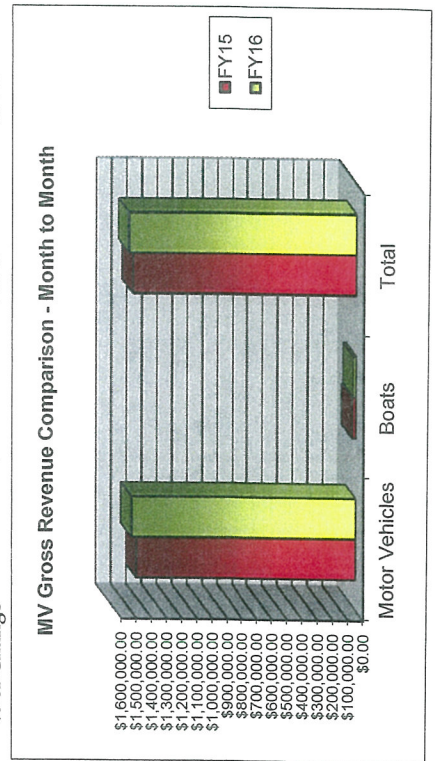
CHEROKEE NATION TAX COMMISSION

SEPTEMBER, 2016

| | Motor Vehicles | Boats | Total | Cigarette Tax | Tobacco Tax | Retail Sales | Alcohol Tax | Total |
|-------------|-----------------|--------------|-----------------|----------------|--------------|----------------|--------------|----------------|
| FY15 | \$14,416,402.83 | \$274,497.20 | \$14,690,900.03 | \$1,206,167.68 | \$334,487.34 | \$3,400,594.47 | \$246,153.66 | \$5,187,403.15 |
| FY16 | \$15,671,417.51 | \$278,204.98 | \$15,949,622.49 | \$1,177,211.84 | \$345,320.33 | \$3,502,834.90 | \$250,876.10 | \$5,276,243.17 |
| % of Change | 8.71% | 1.35% | 8.57% | -2.40% | 3.24% | 3.01% | 1.92% | 1.71% |



| | Motor Vehicles | Boats | Total | Cigarette Tax | Tobacco Tax | Retail Sales | Alcohol Tax | Total |
|-------------|----------------|-------------|----------------|---------------|-------------|--------------|-------------|--------------|
| FY15 | \$1,450,505.85 | \$26,650.75 | \$1,477,156.60 | \$100,194.96 | \$28,572.11 | \$287,390.18 | \$18,328.46 | \$434,485.71 |
| FY16 | \$1,483,803.93 | \$19,137.12 | \$1,502,941.05 | \$100,561.12 | \$30,154.24 | \$320,115.19 | \$20,034.19 | \$470,864.74 |
| % of Change | 2.30% | -28.19% | 1.75% | 0.37% | 5.54% | 11.39% | 9.31% | 8.37% |



Cherokee Nation Election Commission

P.O. Box 1188, Tahlequah, OK 74465-1188

Email: election-commission@cherokee.org

Website: www.cherokee.org/elections



Phone: [918-458-5899](tel:918-458-5899)
Toll Free: [1-800-353-2859](tel:1-800-353-2859)
Fax: [918-458-6101](tel:918-458-6101)

Rules Report October 2016

I. Budget Highlights

- a.) FY17 approved and submitted the last department template to Finance.

II. Program Highlights

- a.) Continuing internal audit with voters who have been identified having a bad address and deceased or relinquished voters.
- b.) Continuing to utilize the CN Recycle Office for used folders to use with the new filing system.
- c.) The Financial Disclosure Reports in Excel format and Candidate Packet Information were approved at the October Regular Meeting.
- d.) *See attached statistical graph and meetings attended in FY16.

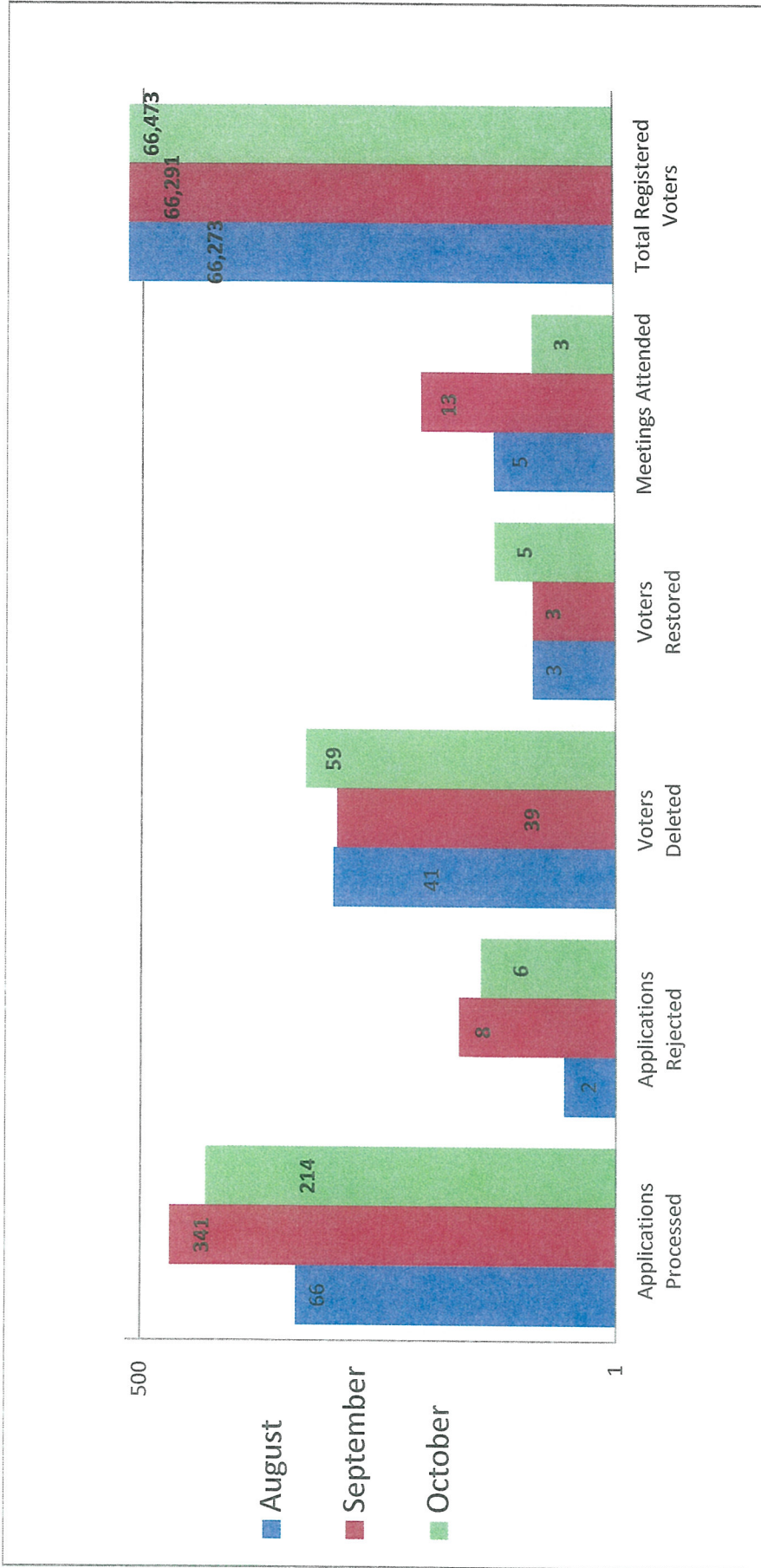
III. Accomplishments

- a.) Attended the following Voter Outreach Meetings to register and educate voters: Wickliffe School.
- b.) Attended the following Community and Services Meetings to register and educate voters: Sequoyah College Fair, Three Rivers Health Center, and Vinita Health Center.
- c.) CNEC is continuing to enhance our street guide database to accommodate district and precinct assignments.
- d.) CNEC has stayed current with monthly Tribal Registration deceased and relinquished citizen listings.
- e.) Continues to process Voter Registration Applications accordingly.

IV. Future Plans and Initiatives

- a.) The office will not attend Community and Services Meetings beginning on December 1, 2016 until the end of the 2017 Election Cycle.
- b.) The office staff will be scheduling events to educate and register voters at area schools, vo-techs, and hospitals throughout the 2017 Election Cycle.
- c.) Candidate Packets will become available for pick-up on December 1, 2016.
- d.) Preparing for the 2017 Election Cycle.

Cherokee Nation Election Commission: October 2016 Report



Meetings Attended in October

1. Sequoyah College Fair 10-17
2. Three Rivers Community Meeting 10-18
3. Vinita Health Center Community Meeting 10-25
4. Wickliffe Schools Services Meeting 10-27

Reporter: Karen Ketcher Phone: 918-772-4130 Email: karen-ketcher@cherokee.org

I. Budget Highlights – please refer to Monthly Financial Report

Description of Budget exceptions: No budget exceptions to report. All three of the Self Governance Analyst positions remain vacant.

II. Program Highlights

1. Outreach Meetings - USDA:

The BIA, Eastern Oklahoma Region, contacted Karen Ketcher, requesting that the Nation host a USDA Outreach meeting for the Tribes within the Eastern Oklahoma Region. USDA outreach meetings have been conducted for Tribes under the Southern Plains Regional BIA office in Anadarko but to date none have been scheduled for Eastern Oklahoma Tribes. The Commerce Office applied through NORA for a USDA FSA outreach grant and was awarded and will be holding three outreach meetings with regard to FSA programs. It is my understanding that this effort is to do outreach to Tribal Governments by USDA and BIA regarding various programs that are available for the different types of Tribal lands (fee simple, trust and restricted Lands) and the process that Tribes must go through to access those programs.

2 DOI Self Governance Advisory Committee Meeting (SGAC):

Karen Ketcher, Cliff Powell, Bryan Shade and Tom Elkins attended the SCAC meeting in DC beginning on October 25 and ending at noon on October 26. Topics of discussion consisted of the following: timely budget allocations; advancing Self-Governance into the Environmental Protection Agency in which the Nation is playing a major role; the Land Buy Back Program which is not set to be in Oklahoma until 2020 with the exception of the Quapaw Tribe and Osage Nation; status of the BIA/CSC policy; and preparing for the transition to the new administration.

3. IHS Tribal Self Governance Advisory Committee Meeting (TSGAC):

Karen Ketcher, Cliff Powell and Bryan Shade attended the TSGAC meeting beginning at noon on October 26 and ending on October 27. Topics discussed during this session included: IHS realignment and the impact on Tribes: workforce challenges such as housing, IHS scholarships and the need to make it more responsive to the local needs; purchasing health care coverage; catastrophic health emergency funds proposed rule; implementation of Medicare like rates and the problems with hospitals accepting MLR for persons referred through PRC who have private insurance; transition planning to the new administration; and the VA reimbursement agreement currently in place versus the CHOICE option which provides lower reimbursement rates and is more burdensome for Tribal health systems. Mary Smith, Principal Deputy Director, IHS, announced that the new IHS/CSC policy was signed that day and also our request to use the Medical Inflation Rate was approved.



ᑭᑭᑭᑭ ᑤᑭᑭ ᑭᑭᑭᑭᑭᑭ ᑤᑭᑭᑭᑭᑭ
Cherokee Nation Gaming Commission

Director's Report

16 September 2016

2016 COMPACT FEE PAYMENTS

| | State | Fair Meadows | OHRC | Sub-Total | YTD |
|----------|-------------------------|----------------------|------------------------|-------------------------|------------------|
| Jan | \$ 981,450.52 | \$ 59,321.41 | \$ 226,890.37 | \$ 1,267,662.30 | \$ 1,267,662.30 |
| Feb | \$ 1,401,235.47 | \$ 59,538.10 | \$ 233,129.81 | \$ 1,693,903.38 | \$ 2,961,565.68 |
| Mar | \$ 1,409,873.71 | \$ 58,721.36 | \$ 237,432.87 | \$ 1,706,027.94 | \$ 4,667,593.62 |
| Apr | \$ 1,315,808.35 | \$ 58,471.34 | \$ 223,163.58 | \$ 1,597,443.27 | \$ 6,265,036.89 |
| May | \$ 1,286,020.55 | \$ 58,821.37 | \$ 217,995.77 | \$ 1,562,837.69 | \$ 7,827,874.58 |
| June* | \$ 1,224,242.81 | \$ 58,254.66 | \$ 202,382.61 | \$ 1,484,880.08 | \$ 9,312,754.66 |
| July | \$ 1,373,302.96 | \$ 61,621.60 | \$ 257,946.96 | \$ 1,692,871.52 | \$ 11,005,626.18 |
| Aug | \$ 1,266,900.52 | \$ 55,371.10 | \$ 208,421.36 | \$ 1,530,692.98 | \$ 12,536,319.16 |
| Sept | \$ 1,241,011.14 | \$ 55,454.44 | \$ 208,737.16 | \$ 1,505,202.74 | \$ 14,041,521.90 |
| Oct | \$ - | \$ - | \$ - | \$ - | \$ 14,041,521.90 |
| Nov | \$ - | \$ - | \$ - | \$ - | \$ 14,041,521.90 |
| Dec | \$ - | \$ - | \$ - | \$ - | \$ 14,041,521.90 |
| YTD Adj. | \$ - | \$ - | \$ - | \$ - | \$ 14,041,521.90 |
| | \$ 11,499,846.03 | \$ 525,575.38 | \$ 2,016,100.49 | \$ 14,041,521.90 | |

* Includes \$35,000 Annual Oversight Payment to State

| NIGC Fee Payments | |
|-------------------|----------------------|
| March | \$ 73,521.00 |
| June | \$ 73,521.00 |
| September | \$ 73,521.00 |
| December | \$ - |
| TOTAL | \$ 220,563.00 |

| | |
|--|-------------------------|
| Total Compact & NIGC Fee Payments | \$ 14,262,084.90 |
|--|-------------------------|

COMPACT FEE PAYMENT SUMMARY

| | State | Fair Meadows | OHRC | Sub-Total | LTD |
|------|--------------------------|------------------------|-------------------------|--------------------------|-------------------|
| 2005 | \$ 2,948,594.00 | \$ 500,040.00 | \$ 1,478,858.36 | \$ 4,927,492.36 | \$ 4,927,492.36 |
| 2006 | \$ 7,629,889.06 | \$ 1,788,222.63 | \$ 7,238,117.75 | \$ 16,656,229.44 | \$ 21,583,721.80 |
| 2007 | \$ 11,472,065.73 | \$ 962,047.93 | \$ 4,573,604.66 | \$ 17,007,718.32 | \$ 38,591,440.12 |
| 2008 | \$ 11,656,274.15 | \$ 765,407.17 | \$ 3,457,394.08 | \$ 15,879,075.40 | \$ 54,470,515.52 |
| 2009 | \$ 12,258,076.70 | \$ 749,466.52 | \$ 2,393,709.96 | \$ 15,401,253.18 | \$ 69,871,768.70 |
| 2010 | \$ 12,530,548.89 | \$ 654,902.38 | \$ 2,245,073.51 | \$ 15,430,524.78 | \$ 85,302,293.48 |
| 2011 | \$ 12,842,971.99 | \$ 624,666.63 | \$ 2,263,371.18 | \$ 15,731,009.80 | \$ 101,033,303.28 |
| 2012 | \$ 13,191,133.21 | \$ 635,500.83 | \$ 2,429,283.07 | \$ 16,255,917.11 | \$ 117,289,220.39 |
| 2013 | \$ 13,775,089.66 | \$ 671,503.73 | \$ 2,454,446.83 | \$ 16,901,040.22 | \$ 134,190,260.61 |
| 2014 | \$ 13,491,207.55 | \$ 694,488.92 | \$ 2,468,666.10 | \$ 16,654,362.57 | \$ 150,844,623.18 |
| 2015 | \$ 14,936,985.92 | \$ 710,606.84 | \$ 2,660,767.00 | \$ 18,308,359.76 | \$ 169,152,982.94 |
| 2016 | \$ 11,499,846.03 | \$ 525,575.38 | \$ 2,016,100.49 | \$ 14,041,521.90 | \$ 183,194,504.84 |
| | \$ 111,795,850.94 | \$ 8,046,246.74 | \$ 31,002,525.50 | \$ 183,194,504.84 | |

LICENSING SUMMARY

| Location | Key Employee | PMO | Total |
|---------------|--------------|--------------|--------------|
| Roland | 235 | 113 | 348 |
| Ramona | 89 | 40 | 129 |
| Catoosa | 972 | 377 | 1,349 |
| Catoosa - SS | 10 | 1 | 11 |
| WSS | 393 | 167 | 560 |
| Tahlequah | 131 | 75 | 206 |
| Sallisaw | 71 | 41 | 112 |
| Ft. Gibson | 85 | 32 | 117 |
| Corporate | 90 | 125 | 215 |
| SCC | 62 | 39 | 101 |
| CNGC | - | 58 | 58 |
| Grove | 5 | 1 | 6 |
| TOTALS | 2,143 | 1,069 | 3,212 |

VENDOR LICENSES

| Entity | Class A | Class C | Exempt | Total |
|-------------|---------|---------|--------|-------|
| Companies | 110 | - | 15 | 125 |
| Individuals | 827 | - | - | 827 |

GAMING MACHINES

| Vendor | Catoosa | Cat SS | Ft. Gibson | Roland | Sallisaw | WSS | Ramona | Tahl. | SCV | WRD | Totals |
|--------------------|--------------|-----------|------------|------------|------------|--------------|------------|------------|------------|------------|--------------|
| CLASS II | | | | | | | | | | | |
| AGS | - | - | - | - | - | - | - | 22 | - | - | 22 |
| Bally | - | - | - | 22 | - | - | - | - | - | - | 22 |
| Cadillac Jack | 20 | - | 8 | 8 | 6 | 8 | 8 | 8 | - | - | 66 |
| Eclipse | - | - | - | - | - | - | - | 27 | - | - | 27 |
| GTAG/WMS | 27 | - | - | 12 | - | 41 | - | 9 | - | - | 89 |
| Multimedia | - | - | - | 16 | 20 | - | - | - | - | - | 36 |
| Nova | - | - | 6 | - | - | - | - | 8 | - | - | 6 |
| VGT | 902 | 52 | 224 | 312 | 110 | 577 | 192 | 150 | 118 | - | 2,637 |
| Sub-Total | 949 | 52 | 238 | 370 | 136 | 626 | 200 | 224 | 118 | - | 2,913 |
| COMPACT | | | | | | | | | | | |
| AGS | 45 | 4 | 12 | 12 | 1 | 17 | 7 | 1 | 18 | - | 117 |
| Ainsworth | 45 | - | 6 | 22 | 6 | 27 | 8 | 14 | 8 | 6 | 142 |
| Aristocrat | 114 | 10 | 20 | 32 | 6 | 82 | 12 | 11 | 16 | 8 | 311 |
| Aruze | 52 | - | 12 | 24 | - | 33 | 14 | 10 | 14 | - | 159 |
| Bally | 248 | 6 | 56 | 76 | 14 | 148 | 59 | 30 | 26 | 29 | 692 |
| Cadillac Jack | 10 | - | - | 11 | 3 | 4 | - | - | - | - | 28 |
| IGT | 478 | 3 | 65 | 122 | 58 | 323 | 50 | 75 | 34 | 50 | 1,258 |
| Konami | 83 | - | 24 | 42 | 12 | 86 | 39 | 23 | 22 | 17 | 348 |
| Multimedia | 71 | - | 26 | 40 | - | 65 | 32 | 10 | 20 | 10 | 274 |
| Nova | 12 | - | - | 16 | 6 | 6 | 8 | - | 8 | - | 56 |
| Speilo | 24 | - | 9 | 16 | - | 18 | 6 | - | - | - | 73 |
| VGT | - | - | - | - | - | - | - | - | - | 112 | 112 |
| WMS | 214 | 7 | 26 | 67 | 19 | 113 | 26 | 13 | 16 | 18 | 519 |
| Sub-Total | 1,396 | 30 | 256 | 480 | 125 | 922 | 261 | 187 | 182 | 250 | 4,089 |
| Grand Total | 2,345 | 82 | 494 | 850 | 261 | 1,548 | 461 | 411 | 300 | 250 | 7,002 |
| Class II | 949 | 52 | 238 | 370 | 136 | 626 | 200 | 224 | 118 | - | 2,913 |
| % of floor | 40.47% | 63.41% | 48.18% | 43.53% | 52.11% | 40.44% | 43.38% | 54.50% | 39.33% | 0.00% | 41.60% |
| Compact | 1,396 | 30 | 256 | 480 | 125 | 922 | 261 | 187 | 182 | 250 | 4,089 |
| % of floor | 59.53% | 36.59% | 51.82% | 56.47% | 47.89% | 59.56% | 56.62% | 45.50% | 60.67% | 100.00% | 58.40% |
| TOTAL | 2,345 | 82 | 494 | 850 | 261 | 1,548 | 461 | 411 | 300 | 250 | 7,002 |

CARD / TABLE GAMES

| Card & Table Games | | | | |
|-----------------------|-----------|-----------|-----------|-----------|
| Game | Catoosa | Roland | WSS | Total |
| Poker | 14 | 5 | 8 | 27 |
| 3-Card Poker | 2 | - | - | 2 |
| Prog. 3-Card Poker | - | 1 | 1 | 2 |
| Ult. Texas Hold'em | - | 1 | - | 1 |
| Ult. Heads Up Hold'em | - | - | - | - |
| Progressive UTH | 4 | 1 | 3 | 8 |
| Blackjack | 17 | 2 | 9 | 28 |
| FreeBet Blackjack | 4 | 1 | 1 | 6 |
| 21 + 3 | 2 | 1 | 2 | 5 |
| Bonus Roulette | 3 | 1 | 1 | 5 |
| Casino War | - | - | - | - |
| House Money | - | - | - | - |
| Bonus Craps | 1 | - | - | 1 |
| TOTAL | 47 | 13 | 25 | 85 |

HUMAN RESOURCES

October 2016

NASON MORTON, EXECUTIVE DIRECTOR
Extension 5682

Human Resources is currently working on the revision of Cherokee Nation Human Resources Policies and Procedures (CNHRPP), Chapter III, progressive discipline. As of October 24, 2016, the total numbers of Employee is 3621. Of those employees, 2984 are Cherokee and 278 are members of another Federally recognized tribe.

EMPLOYMENT

| Processed | Monthly | YTD |
|----------------------------|---------|------|
| Number of Employees Hired | 24 | 394 |
| % of Cherokees Hired | 75 | 77 |
| % of Indians Hired | 17 | 11 |
| # of Applications Received | 335 | 3148 |
| # of Interview Panels Sent | 48 | 534 |

COMPENSATION

| Processed | Monthly | YTD |
|-------------------------------|---------|-----|
| # of Terminations | 15 | 433 |
| # of Voluntary Terminations | | 258 |
| # of Involuntary Terminations | | 156 |

BENEFITS

| Processed | Monthly | YTD |
|------------------------------------|---------|-----|
| Educational Reimbursement Requests | 1 | 37 |
| 401(k) Distributions | 33 | 458 |
| 401(k) Loans | 13 | 195 |
| 401(k) Hardship | 4 | 46 |
| FMLA | 17 | 383 |
| COBRA | 16 | 417 |
| Short Term Disability | 15 | 139 |

EMPLOYEE DEVELOPMENT

| | Monthly | YTD |
|----------------------------------|---------|-----|
| Orientations/Trainings Presented | | |
| Trainings Presented | 37 | 249 |

RISK MANAGEMENT
October 2016
NASON MORTON, EXECUTIVE DIRECTOR
Extension 5682

TRAINING:

Risk Management conducted training for the department below:

- Jack Brown Center, Fire Extinguisher Training

INSPECTIONS:

Life Safety Code and OSHA Regulation inspections were conducted on the below sites:

- Cherry Tree Head Start
- Redbird Head Start
- Webbers Falls Head Start
- Salina Head Start
- Salina Early Head Start
- Kenwood Head Start
- Cherokee Nation Home Health, Tahlequah
- Cherokee Nation Home Health, Tahlequah

CONSTRUCTION INSPECTIONS:

- W.W. Keeler Complex 2nd Story Project
- Stuteville Ford, Cherokee Springs Plaza

Technical Assistance:

- ICW Health and Safety Fair