

I. **Budget Highlights – please refer to Monthly Financial Report**

II. **Program Highlights for December:**

<u>District 1</u> 412 North	<u>District 2</u> 412 South
Information Report (2)	Information Report (6)
Warrants (15)	Warrants (29)
Other Agency Assists (45)	Other agency assists (125)
Warnings (4)	Warnings (48)
Citations (2)	Citations (34)
Alcohol/Drug Arrests (7)	Burglary/Theft/Larceny (1)
A&B/DV (2)	Alcohol/Drug Arrests (9)
Missing Person (1)	DUS (1)
	Forgery (1)
	Rape (1)
	Violent Threats (3)
	Runaway (1)
	Vandalism (1)
	Found Property (1)

III. **Special Operations**

Dive (0)  
 SWAT (2) Narcotic  
 Task Force Arrest (36)

IV. **Accomplishments**

Daniel King, Mike Roach, Casey King, James Harper, John Wofford- SWAT Leadership

V. **Security**

Security Violations (6)  
 Vehicle Assists (17)  
 Incident Reports (0)

VI. **Federal Facilities**

Claremore (3)-EDO  
 Hastings (0)

NAHASDA PATROLS:

Dist I: 508  
 Dist II: 804  
 Total: 1312

**COUNCIL OF THE CHEROKEE NATION**  
**RULES COMMITTEE REPORT**

**Group:** Election Commission

**Month/Year of Report:** DECEMBER 2013

**Group Leader:**

**Phone:** 458-5899

**E-mail:** [election-commission@cherokee.org](mailto:election-commission@cherokee.org)

**I. Budget Highlights**

a.) The Election Commission approved the purchase of the new voting equipment and accessories for the equipment. 30 eScans were purchased with the accessories, all the software, computers and printers.

b.)

c.)

**II. Program Highlights**

**a.) Balanced Scorecard Measures**

1. n/a

2.

3.

**b.) Accomplishments**

1. Received the equipment (30 eScans) and accessories. This is half of the machines we will need.
2. Commissioners attended community meetings and made voter registration and deceased notification forms available to Cherokee Citizens. At each community we received several of the Registration applications and Death Notifications.
3. Relinquished current through November /2013

**c.) Future Plans/New Initiatives**

1. The Commission and staff will attend community meetings which start in January, to continue voter outreach. By attending these meetings we can answer questions that the Cherokee Citizens may have. This will allow the staff to keep the files as current as possible.

2. Process voter registration forms and deceased notifications, and file in the central file of registrations.

Registrations are coming in on a daily basis through the mail, walk-in, and interoffice. They are being processed as they come in as to keep this up to date.

3. The Commission approved the enhancements of Chronicle our voter registration database so that it will interact with the new voting equipment. With the interaction between the two, reports and election setup will provide information to allow the correct information to be printed. Also with the enhancements all registration applications will be able to be entered into the data base (a special section that will keep them separate from the activated voters) **but not go into the database as a registered voter until registration opens after the election is finished.** This will help with the

# COUNCIL OF THE CHEROKEE NATION

## RULES COMMITTEE REPORT

time of adding voter registrations. They will not stack up and can be put in and if there is a problem with the form we can interact with the voter to get it resolved before the next election cycle.



# CHEROKEE NATION TRIBAL COUNCIL RULES COMMITTEE REPORT

**Group:** Tax Commission

**Month/Year of Report:** January, 2013

**Group Leader:** Sharon Swepston

**Phone:**

**E-mail:** Sharon-sweepston@cherokee.org

## I. Budget Highlights

- a.) Please refer to the monthly financial report from Finance.

## II. Program Highlights

### a.) Motor Vehicle

1. Year to Date Motor Vehicle revenue for FY14 compared to FY13 as of November 30th 2013 & November 30th 2012, had an overall increase of 13.98%.
2. The month to month revenue comparison for November 2012 (FY13) compared to November 2013 (FY14) shows an increase of 18.03%.
3. The detail for all areas of revenue for motor vehicle is shown on the attached graphs.
4. In November there were 765 new tags issued in the Extended Jurisdictional Boundary area. In December there were 588 new tags issued in the Extended Jurisdictional Boundary area.

### b.) Revenue and Taxation Division

1. Year to Date Revenue and Taxation (Tobacco) for FY14 compared to FY13 as of November 30th 2013 & November 30th 2012, had an overall increase of % due to the increase in retail sales tax and alcohol tax.
5. A month to month revenue comparison November 2012 (FY13) compared to November 2013 (FY14) shows a increase of 37.86% due to the increase in retail sales tax and alcohol tax.
3. The detail for all areas of tax is shown on the attached graphs. The November numbers are subject to change. We are expecting some amended reports.

### c.) Future Plans/New Initiatives

1. The next Tax Commission meeting is scheduled for March 12, 2014 at 4:30 pm in the CNTC Conference room.
2. The Veterans Sales Tax Exemption Cards have been mailed out to all qualified applicants. As of January 9, 2014 we have mailed out 87 Veteran Sales Tax Exemption Cards. CNE has implemented their upgraded system to process the new sales tax exemptions for Cherokee veterans.
3. We have received our November report and payment from the State of Oklahoma and hope to have the rebate distributed to the retailers by January 15, 2014.

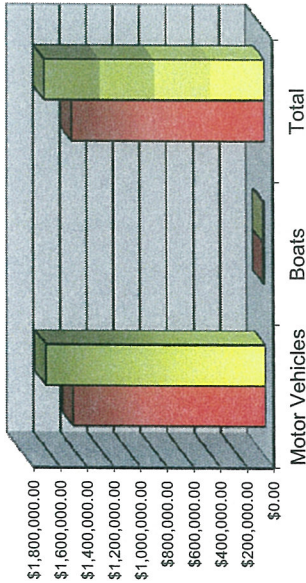


CHEROKEE NATION TAX COMMISSION

NOVEMBER, 2013

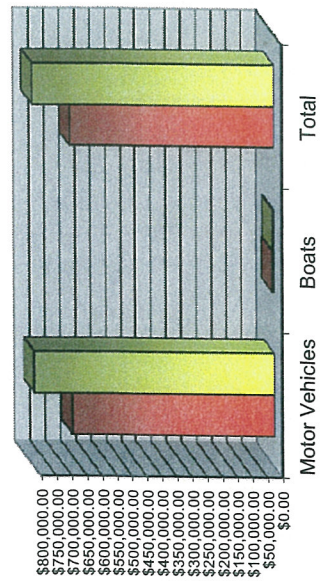
	Motor Vehicles	Boats	Total
FY13	\$1,442,448.25	\$9,922.71	\$1,452,370.96
FY14	\$1,644,345.71	\$11,006.30	\$1,655,352.01
% of Change	14.00%	10.92%	13.98%

MV Gross Revenue Comparison - Year to Date



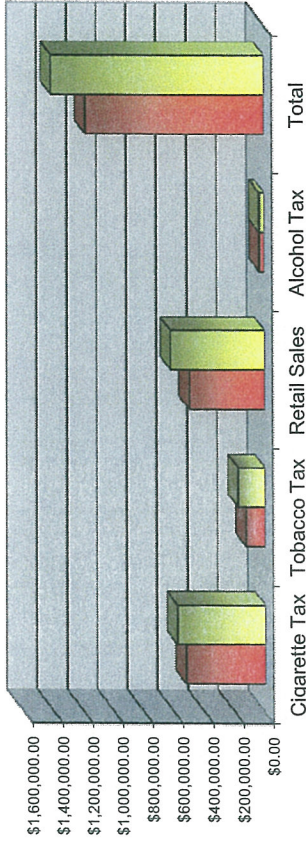
	Motor Vehicles	Boats	Total
FY12	\$669,985.36	\$6,100.34	\$676,085.70
FY13	\$793,592.32	\$4,357.86	\$797,950.18
% of Change	18.45%	-28.56%	18.03%

MV Gross Revenue Comparison - Month to Month



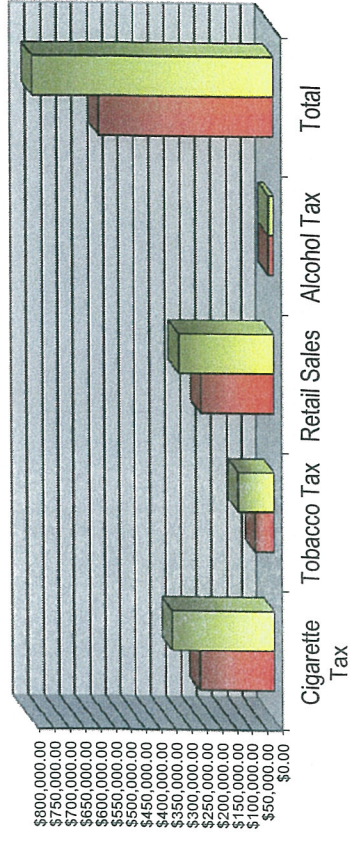
	Cigarette Tax	Tobacco Tax	Retail Sales	Alcohol Tax	Total
FY12	\$526,438.83	\$130,408.22	\$501,780.15	\$35,013.90	\$1,193,641.10
FY13	\$582,628.18	\$179,549.19	\$624,581.86	\$35,805.84	\$1,422,565.07
% of Change	10.67%	37.68%	24.47%	2.26%	19.18%

R & T Gross Revenue Comparison Year to Date



	Cigarette Tax	Tobacco Tax	Retail Sales	Alcohol Tax	Total
FY12	\$247,439.44	\$62,746.97	\$241,659.72	\$17,952.85	\$569,798.98
FY13	\$336,535.26	\$118,775.48	\$312,315.60	\$17,902.92	\$785,529.26
% of Change	36.01%	89.29%	29.24%	-0.28%	37.86%

R & T Gross Revenue Comparison Month to Month



**I. Budget Highlights – please refer to Monthly Financial Report**

Description of Budget exceptions: No budget exceptions to report. Government Resources, including Evaluation & Compliance and Office of Self Governance, is operating at approximately 55% staffing.

**II. Program Highlights**

**a. In brief:**

**1. Department of Interior Multi-Year Funding Agreement Negotiations:**

Self-Governance staff and Department of Interior Officials finalized FY2014-2018 Multi-year Funding Agreement (MFA) negotiations in mid-December. Principal Chief Baker subsequently signed the MFA and staff hand delivered the signed documents to the Bureau of Indian Affairs Eastern Oklahoma Regional Office. The MFA will be finalized upon signature of the Director of the Department of Interior Office of Self-Governance. The Nation will not receive payment until the agreement is executed.

Negotiations to update the two Office of Special Trustee (OST) MOU's will commence in the near term.

**2. Contract Disputes Act Litigation:**

Vickie Hanvey and staff are continuing to assist the Cherokee Nation Office of the Attorney General with litigation against the United States Department of Health and Human Services for underpayment of contract support costs claims. Cherokee Nation filed complaints for underpayment of contract support costs for FY 2011 and FY 2012 in the United States District Court for the District of Columbia on October 8, 2013. The case, along with several other Tribes' CSC claims, was assigned to District Judge Rudolph Contreras. Judge Contreras then assigned the cases to Magistrate Judge John Facciola for mediation.

An initial mediation conference occurred before Magistrate Facciola on October 30, 2013 and went very well. Vickie and Clint attended the mediation conference where the Magistrate combined the Nation's CBCA claims (2006-2010) with the 2011, 2012 claims before the court. Therefore, all of our claims get considered together and we jump ahead of other tribes on the CBCA list.

November 14, 2013, the Nation and the Government sent discovery request as part of the mediation process per the court's order of November 4, 2013. As this mediation will cover all pending claims, the document discovery request seeks documents from FY 2005 through FY 2012. The Nation has 30 days to respond, however CN OSG has already previously provided to the Sonosky firm many, if not all, of the documents that the Government has requested.

**3. Bureau of Indian Affairs Eastern Oklahoma Region Budget Meeting:**

On January 8<sup>th</sup>, Vickie Hanvey participated in the Eastern Oklahoma Region Budget Formulation meeting for FY 2016. The tribes of the Eastern Oklahoma Region finalized their top five Indian Affairs budget priorities for the FY16 budget formulation process. The top five priorities in the FY16 budget formulation process are: real estate services – fee to trust, education – scholarship/higher education, economic development, Aid-to-Government (ATG), and public safety and justice. These are similar priorities to FY15 with the exception of ATG funds. ATG

replaced water resource management within the top five regional priorities. The Eastern Oklahoma representatives on the Tribal Interior Budget Council (TIBC) will now advocate for these priorities on the national level.

Also, Cherokee Nation's term as a representative for the Eastern Oklahoma Region to TIBC recently expired. Chief Baker served on the committee with Vickie Hanvey acting as his proxy to the council. Chris Redman with the Chickasaw Nation is the incoming representative for the Eastern Oklahoma Region. Mr. Redman's two-year term will begin at the March TIBC meeting.

**4. PL 102-477 Child Care Amendment:**

Self-Governance staff coordinated with Child Care and Development Department staff to amend the Nation's 102-477 Plan. The amendment was necessary due to changes in Oklahoma and Cherokee Nation Child Care subsidy rates. The amendment was submitted to the U.S. Department of Health and Human Services in late December. Federal officials have 90 days to review and approve the amendment.

**5. PL 102-477 Annual Report:**

Self-Governance, Career Services, Finance, and Child Care and Development staff coordinated to prepare and submit the Cherokee Nation's annual 102-477 report to Department of Interior officials. The report consists of narrative, financial, and statistical sections that outline coordinated job training and creation efforts within the Nation.

**6. Tribal Self-Governance Advisory Committee:**

Self-Governance staff are preparing for the upcoming Self-Governance Advisory Committee meeting in January. Cherokee Nation staff have taken on the responsibility of updating "white papers" for the Workgroup that help others better understand current issues surrounding PL 102-477 and Contract Support Costs. At the upcoming quarterly meeting, tribes will meet with Assistant Secretary Washburn and IHS Director Roubideaux to advise them on the most pressing issues facing self-governance tribes. Tribal transportation, budget equity for self-governance tribes, identifying alternative sources of funding, the Affordable Care Act, and self-governance partnerships with HHS are all on the agenda at the January meeting.

**7. Intertribal Council of the Five Civilized Tribes meeting:**

Self-Governance and Evaluation and Compliance staff attended and participated in the Intertribal Council of the Five Civilized Tribes meeting held on January 9<sup>th</sup>. The governance committee met and exchanged information on contract support cost litigation, progress of Title IV amendments, and discussed general federal funding/budget issues.

**8. Public Law 102-477 Administrative Flexibility Workgroup:**

Self Governance and Career Services staff continue to participate in the PL 102-477 Administrative Flexibility Workgroup. The Administrative Flexibility Workgroup is a joint Tribal-Federal Workgroup charged with the purpose of finding a solution to Federal insistence that Tribes undergo more burdensome reporting requirements in order to operate under a 477 Plan. Recently, the federal members of the Workgroup have released a position paper outlining their current interpretation of PL 102-477. Tribal members of the Workgroup are working on a response and have scheduled a face-to-face meeting with the entire Workgroup on January 24<sup>th</sup>.

**b. ARRA: Final report pending**

**c. Brief on future plans/any new initiatives**

**IHS:**

1. Funding Allocation Analysis
2. Update of IHS Carryover analysis.
3. Analysis and review of Area and Headquarters funding tables.
4. Review of the IHS CSC Shortfall report data.

**DOI:**

5. Working with EORO to close grants/contacts out of P638 system.
6. Real Estate Services to be incorporated into TDE project.
7. Update of DOI Carryover analysis.
8. PL102-477: A National workgroup has been assembled to address the reporting and auditing issues raised by HHS. Officials from OMB, DOI, HHS and DOL and tribal representatives continue to meet. Tribes are addressing these issues both administratively and legislatively.

**Other SG Participation:**

9. TIBC EORO Representative
10. National DOI Tribal Data Management pilot project.
11. National Title VI workgroup to further SG within HHS.
12. National HHS ACF Tribal Advisory Council
13. National Title IV workgroup with DOI SGAC.
14. National DOI CSC workgroup.
15. National DOI Funding Formula Matrix workgroup for SGAC.
16. National DOI Self-Governance 2.0 Workgroup
17. Oklahoma SG Coalition representation of SG issues specific to Oklahoma.



## 2013 Self Governance Office Highlights

Throughout every year, the CN Self Governance Office is responsible for routine activities such as negotiating and implementing compacts and funding agreements associated with self governance programs, services, functions and activities with the Department of the Interior, PL102-477 agencies, Department of Transportation, and the Indian Health Service. This office also coordinates funding and programmatic issues (internal and external), serves as advisor to internal departments and other tribal governments, and reconciles AFA funding received and monitors internal compliance with awards and negotiates disputed items with the Federal agencies as well as reviews internal budgets to insure availability of revenues and coordinates annual data reports to the Federal agencies on program accomplishments.

The Self Governance Office undertook several major projects in 2013 that strengthened the sovereignty and long term funding stability of the Cherokee Nation. The activities highlighted in this report are a brief of the major contributions that the Self Governance Office made to the sovereignty and long term funding stability of Cherokee Nation in 2013. The Self Governance Office operated at 67% staffing level in 2013.

### **DOI MFA:**

The Self Governance Office successfully completed negotiations on a five year Multi-year Funding Agreement (MFA) in late 2013. The MFA covers FY2014-2018 and is the first time that the Nation has entered into a five year MFA. The MFA is significant because it will provide long term funding stability for the Nation during a period where federal budgets are undergoing a period of austerity. While federal appropriations to the Nation may still decrease or increase on an annual basis, the MFA will provide Cherokee Nation officials with the flexibility to reprogram and reallocate federal dollars to best suit the needs of Cherokee citizens. This flexibility allows the Nation with an important tool to partially blunt the negative effects of federal sequestration and funding recessions.

### **PL102-477:**

The Self Governance Office, Career Services, and the Child Care and Development department worked to successfully obtain approval of Cherokee Nation's FY2014-2016 PL 102-477 Plan. The purpose of the 477 Plan is to allow Child Care and Career Services to combine federal funding and integrate employment, training, and related services in order to reduce joblessness of Cherokees living within the fourteen county jurisdictional service area. The 477 Plan contains approximately \$10 million in annual funds used by Career Services and Child Care. The approval of a new Plan ensures that Cherokee Nation will continue to offer innovative and collaborative ways to provide career training and job opportunities for years to come.

### **Contract Support Costs:**


Throughout 2013, steady and significant progress has been made in the Nation's attempt to recoup approximately \$50,000,000 in underpaid contract support costs from the Indian Health Service. The Self Governance Office played a significant role, along with the Health Services, Finance, and Attorney General's office, in the progress that was made in 2013. During the year, Self Governance staff worked to research and compile financial data and records in support of the Nation's claims. Staff research is cost effective and reduces legal fees paid to outside counsel.

In July, the Nation filed claims in United States District Court for underpaid CSCs covering fiscal years 2011 and 2012. These claims are in addition to the Nation's FY2006-2010 claims that were filed in the Civilian Board of Contract Appeals (CBCA). In late October, a magistrate judge assigned to mediate CSC claims combined the Nation's CBCA claims and District Court claims into

one group. This was a major milestone as little progress had previously been made on the claims filed in the CBCA.

**National Workgroups:**

Self-Governance staff participated in a wide variety of tribal-federal workgroups and committees to ensure that the priorities of the Cherokee Nation were heard at the national level throughout 2013. Vickie Hanvey served as a representative on several national workgroups including the NCAI Tribal Interior Budget Council (TIBC), Self-Governance Advisory Committee (SGAC), Administration For Children and Families Tribal Advisory Committee (ACF TAC), DOI Contract Support Cost Workgroup and 477 Administrative Flexibility Workgroup. These workgroups and committees are important because they allow the Cherokee Nation to have a significant role in the shaping of federal policies, regulations, laws, and budgets that affect all Tribal Nations. The Nation's active participation in national workgroups and committees is an exercise in protecting and strengthening our sovereignty.



ᄂᄃᄄ ᄅᄆ ᄇᄈᄉᄊᄋᄌ ᄍᄎᄏᄐᄑ  
Cherokee Nation Gaming Commission

Director's Report

5 february 2014

**2013 COMPACT FEE PAYMENTS**

	State	Fair Meadows	OHRC	Sub-Total	YTD
Jan	\$ 871,790.13	\$ 56,504.52	\$ 183,955.27	\$ 1,112,249.92	\$ 1,112,249.92
Feb	\$ 1,200,965.36	\$ 56,254.50	\$ 205,997.05	\$ 1,463,216.91	\$ 2,575,466.83
Mar	\$ 1,414,216.26	\$ 56,454.52	\$ 238,240.88	\$ 1,708,911.66	\$ 4,284,378.49
Apr	\$ 1,187,018.86	\$ 56,537.86	\$ 201,316.59	\$ 1,444,873.31	\$ 5,729,251.80
May	\$ 1,214,004.08	\$ 55,571.11	\$ 205,566.37	\$ 1,475,141.56	\$ 7,204,393.36
June	\$ 1,087,512.96	\$ 56,737.87	\$ 188,787.98	\$ 1,333,038.81	\$ 8,537,432.17
July	\$ 1,170,413.62	\$ 53,704.30	\$ 210,819.32	\$ 1,434,937.24	\$ 9,972,369.41
Aug	\$ 1,072,959.21	\$ 55,587.78	\$ 214,466.87	\$ 1,343,013.86	\$ 11,315,383.27
Sept	\$ 1,145,478.65	\$ 55,904.47	\$ 192,863.88	\$ 1,394,247.00	\$ 12,709,630.27
Oct	\$ 1,170,224.58	\$ 56,037.82	\$ 208,127.23	\$ 1,434,389.63	\$ 14,144,019.90
Nov	\$ 1,167,314.21	\$ 56,037.82	\$ 205,219.86	\$ 1,428,571.89	\$ 15,572,591.79
Dec	\$ 1,073,191.74	\$ 56,171.16	\$ 199,085.53	\$ 1,328,448.43	\$ 16,901,040.22
YTD Adj.	\$ -	\$ -	\$ -	\$ -	\$ 16,901,040.22
	\$ 13,775,089.66	\$ 671,503.73	\$ 2,454,446.83	\$ 16,901,040.22	

\$35,000 Annual Oversight Fee Paid in June

NIGC Fee Payments	
March	\$ 73,629.60
June	\$ 64,451.09
September	\$ 69,040.34
December	\$ 75,522.12
<b>TOTAL</b>	<b>\$ 282,643.15</b>

<b>Total Compact &amp; NIGC Fee Payments</b>	<b>\$ 17,183,683.37</b>
--	-------------------------

**COMPACT FEE PAYMENT SUMMARY**

	State	Fair Meadows	OHRC	Sub-Total	LTD
2005	\$ 2,948,594.00	\$ 500,040.00	\$ 1,478,858.36	\$ 4,927,492.36	\$ 4,927,492.36
2006	\$ 7,629,889.06	\$ 1,788,222.63	\$ 7,238,117.75	\$ 16,656,229.44	\$ 21,583,721.80
2007	\$ 11,472,065.73	\$ 962,047.93	\$ 4,573,604.66	\$ 17,007,718.32	\$ 38,591,440.12
2008	\$ 11,656,274.15	\$ 765,407.17	\$ 3,457,394.08	\$ 15,879,075.40	\$ 54,470,515.52
2009	\$ 12,258,076.70	\$ 749,466.52	\$ 2,393,709.96	\$ 15,401,253.18	\$ 69,871,768.70
2010	\$ 12,530,548.89	\$ 654,902.38	\$ 2,245,073.51	\$ 15,430,524.78	\$ 85,302,293.48
2011	\$ 12,842,971.99	\$ 624,666.63	\$ 2,263,371.18	\$ 15,731,009.80	\$ 101,033,303.28
2012	\$ 13,191,133.21	\$ 635,500.83	\$ 2,429,283.07	\$ 16,255,917.11	\$ 117,289,220.39
2013	\$ 13,775,089.66	\$ 671,503.73	\$ 2,454,446.83	\$ 16,901,040.22	\$ 134,190,260.61
	\$ 98,304,643.39	\$ 7,351,757.82	\$ 28,533,859.40	\$ 134,190,260.61	

### LICENSING SUMMARY

Location	Key Employee	PMO	Operational	Total
Roland	152	90	56	298
Ramona	101	39	39	179
Catoosa	929	328	547	1,804
Catoosa - SS	6	2	-	8
WSS	389	164	236	789
Tahlequah	137	63	47	247
Sallisaw	70	36	26	132
Ft. Gibson	92	31	32	155
WRD	74	30	30	134
Corporate	105	134	2	241
CNGC	-	56	-	56
Toby Keith	-	-	83	83
CN Day Worker	-	-	74	74
<b>TOTALS</b>	<b>2,055</b>	<b>973</b>	<b>1,172</b>	<b>4,200</b>

### VENDOR LICENSES

Entity	Class A	Class B	Class C	Exempt	Total
Companies	86	98	-	34	218
Individuals	661	284	-	-	945

### GAMING MACHINES

Vendor	Catoosa	Cat SS	Ft. Gibson	Roland	Sallisaw	WSS	Ramona	Tahl.	WRD	Totals
<b>CLASS II</b>										
AGS	-	-	-	-	-	-	-	20	-	20
Eclipse	22	-	-	-	-	-	-	21	-	43
GTAG/WMS	35	-	-	25	-	70	-	20	-	150
VGT	944	52	271	252	104	594	266	156	-	2,639
<b>Sub-Total</b>	<b>1,001</b>	<b>52</b>	<b>271</b>	<b>277</b>	<b>104</b>	<b>664</b>	<b>266</b>	<b>217</b>	<b>-</b>	<b>2,852</b>
<b>COMPACT</b>										
AGS	16	-	4	-	-	-	10	-	-	30
Ainsworth	8	-	6	6	-	12	8	8	-	48
Aristocrat	76	10	8	11	6	50	12	4	-	177
Aruze	12	-	12	-	-	6	6	-	-	36
Bally	296	6	32	73	27	149	61	17	38	699
IGT	569	5	75	151	88	391	52	114	84	1,529
Konami	75	-	16	22	12	72	32	11	-	240
Multimedia	52	-	18	10	-	41	10	16	-	147
Nova	12	-	-	-	-	-	-	8	-	20
Speilo	15	-	5	-	-	12	8	8	-	48
VGT	-	-	-	-	-	-	-	-	100	100
WMS	233	9	52	38	29	120	26	8	28	543
<b>Sub-Total</b>	<b>1,364</b>	<b>30</b>	<b>228</b>	<b>311</b>	<b>162</b>	<b>853</b>	<b>225</b>	<b>194</b>	<b>250</b>	<b>3,617</b>
<b>Grand Total</b>	<b>2,365</b>	<b>82</b>	<b>499</b>	<b>588</b>	<b>266</b>	<b>1,517</b>	<b>491</b>	<b>411</b>	<b>250</b>	<b>6,469</b>
<b>Class II</b>	<b>1,001</b>	<b>52</b>	<b>271</b>	<b>277</b>	<b>104</b>	<b>664</b>	<b>266</b>	<b>217</b>	<b>-</b>	<b>2,852</b>
% of floor	42.33%	63.41%	54.31%	47.11%	39.10%	43.77%	54.18%	52.80%	0.00%	44.09%
<b>Compact</b>	<b>1,364</b>	<b>30</b>	<b>228</b>	<b>311</b>	<b>162</b>	<b>853</b>	<b>225</b>	<b>194</b>	<b>250</b>	<b>3,367</b>
% of floor	57.67%	36.59%	45.69%	52.89%	60.90%	56.23%	45.82%	47.20%	100.00%	55.91%
<b>TOTAL</b>	<b>2,365</b>	<b>82</b>	<b>499</b>	<b>588</b>	<b>266</b>	<b>1,517</b>	<b>491</b>	<b>411</b>	<b>250</b>	<b>6,469</b>

### CARD / TABLE GAMES

Table Games				
Game	Catoosa	Roland	WSS	Total
Poker	12	7	8	27
3-Card Poker	-	-	-	-
Progressive 3-Card Pok	2	1	1	4
Ult. Texas Hold'em	3	-	-	3
Progressive UTH	2	1	2	5
Blackjack	18	2	10	30
21 +3	3	2	3	8
Roulette	3	-	2	5
House Money	-	-	2	2
Craps	1	-	-	1
<b>Total</b>	<b>44</b>	<b>13</b>	<b>28</b>	<b>85</b>