



GWYOᎠ ᎠᎳᎹ

CHEROKEE NATION<sup>®</sup>  
HUMAN SERVICES

TRIBAL COUNCIL  
MONTHLY REPORT

December 2021

## JENNIFER KIRBY

Interim Executive Director

Email: [jennifer-kirby@cherokee.org](mailto:jennifer-kirby@cherokee.org)

Phone: (918) 453-5150

### LEAH DUNCAN

Interim Senior Director of Child Care & Development

Email: [leah-duncan@cherokee.org](mailto:leah-duncan@cherokee.org)

Phone: (918) 453-5045

### LOU STRETCH

Senior Director of Indian Child Welfare

Email: [lou-stretch@cherokee.org](mailto:lou-stretch@cherokee.org)

Phone: (918) 453-7480

### LINDA VANN

Director of Youth Services & Special Projects

Email: [linda-vann@cherokee.org](mailto:linda-vann@cherokee.org)

Phone: (918) 458-4440

### JENNIFER KIRBY

Interim Director of Family Assistance

Email: [jennifer-kirby@cherokee.org](mailto:jennifer-kirby@cherokee.org)

Phone: (918) 453-5150

### KARA PASQUA

Director of Child Support Services

Email: [kara-pasqua@cherokee.org](mailto:kara-pasqua@cherokee.org)

Phone: (918) 453-4127

### PENNY NORSEWORTHY

Director of Finance

Email: [penny-norseworthy@cherokee.org](mailto:penny-norseworthy@cherokee.org)

Phone: (918) 453-5375

EMPLOYEES 398.5

VACANCIES 99

VOLUNTEERS 21



GWYD DBF  
**CHEROKEE NATION<sup>®</sup>**  
**HUMAN SERVICES**

**TRIBAL COUNCIL MONTHLY REPORT**

# TABLE OF CONTENTS

<b><u>Cherokee First</u></b>		<b><u>4</u></b>
Community Youth .....		4
Community Adult .....		4
<b><u>Child Care &amp; Development</u></b>		<b><u>5 – 6</u></b>
Child Care Development Centers .....		5
Subsidy .....		5
Resource & Referral .....		6
Licensing & Monitoring .....		6
Home Visiting .....		6
<b><u>Family Assistance</u></b>		<b><u>7 – 12</u></b>
Food Distribution .....		7
BIA Social Services .....		8
Burial Assistance .....		8
Elder Services .....		9
LIHEAP & LIHWAP .....		10
NAHASDA .....		11
Tribal Emergency Assistance.....		11
School Clothing Programs .....		12
<b><u>Indian Child Welfare</u></b>		<b><u>13 – 17</u></b>
Programs with Court Interaction .....		13 – 14
Eligibility Notices, Prevention, & Intervention .....		15
Child Protective Services .....		16
Certification & Placement Services .....		17
<b><u>Office of Child Support</u></b>		<b><u>18 – 21</u></b>
<b><u>Youth Services &amp; Special Projects</u></b>		<b><u>22 – 23</u></b>
John A. Ketcher Youth Services Center .....		22
Youth Services .....		22 – 23

# CHEROKEE FIRST

## ADMINISTRATIVE OFFICER – JANELL SMITH

**PROGRAMS:**

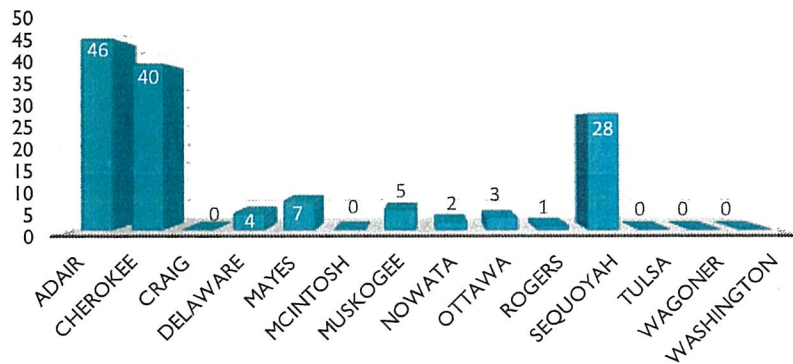
Community Youth  
Community Adult

EMPLOYEES 4  
VACANCIES 0  
VOLUNTEERS 0

**Total Amount Distributed This Month: \$43,400**

### Community Youth

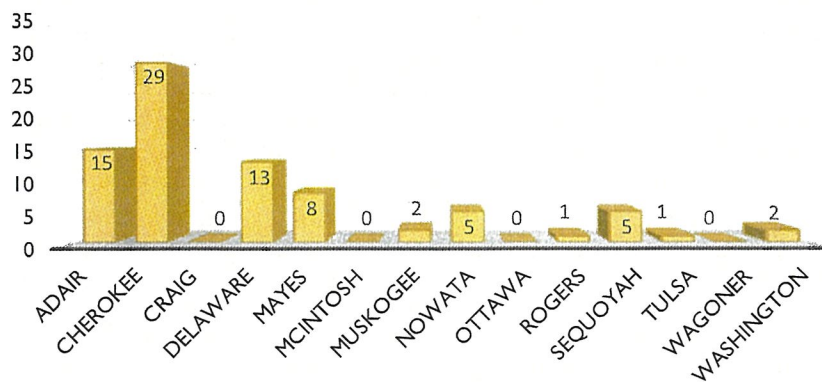
#### Community Youth Applications by County



Total Number of Youth Clients: 136

### Community Adult

#### Community Adult Applications by County



Total Number of Adult Clients: 81

# CHILD CARE & DEVELOPMENT

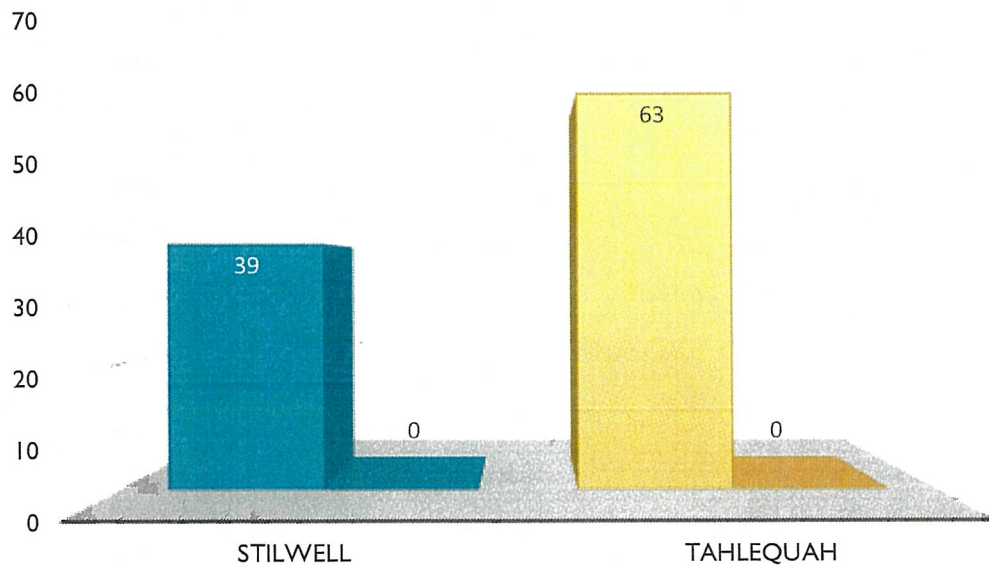
SENIOR DIRECTOR – TRICIA PEOPLES

## PROGRAMS:

Child Care Development Centers  
Subsidy  
Resource & Referral  
Licensing & Monitoring  
Home Visiting

EMPLOYEES 112  
VACANCIES 25  
VOLUNTEERS 0

## Child Care Development Centers



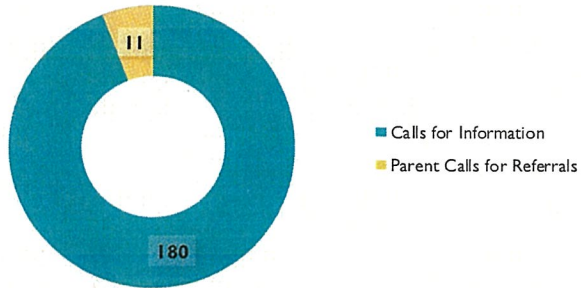
## Subsidy

Children Receiving	1,924
Amount Distributed	\$1,328,143
Average Distribution Per Child	\$690.30

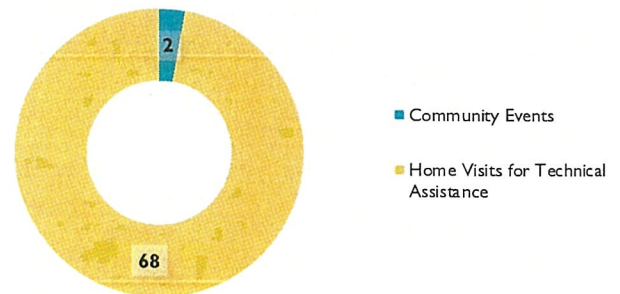
## Resource & Referral

Children Receiving Home Visits	14
Trainings for the Month	7

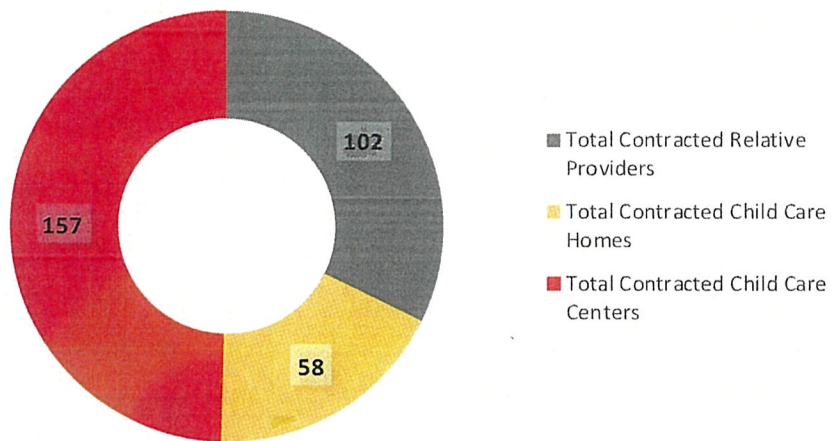
### Calls Received



### Program Efforts



## Licensing & Monitoring



## Home Visiting

Home Visits	41
Total Clients	13
New Clients	1
Total Number of Graduates	0
Total Enrolled Overall	13

# FAMILY ASSISTANCE


INTERIM DIRECTOR – JENNIFER KIRBY

PROGRAMS:

- Food Distribution
- BIA Social Services
- Burial Assistance
- Elder Services
- LIHEAP/LIHWAP
- NAHASDA
- Tribal Emergency Assistance
- School Clothing Assistance

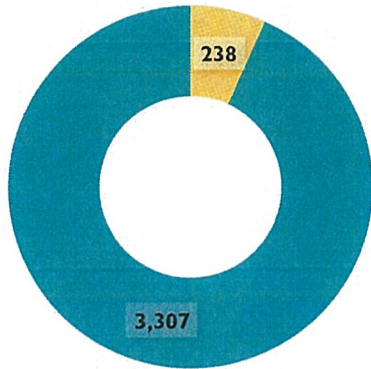
EMPLOYEES	119
VACANCIES	20
VOLUNTEERS	21

## Food Distribution

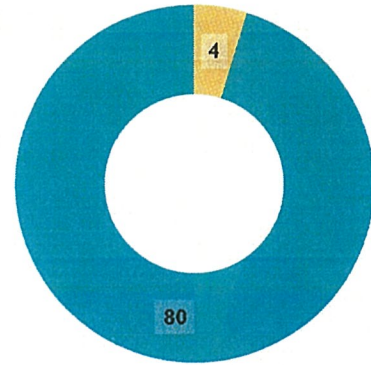


# BIA Social Services

## General Assistance

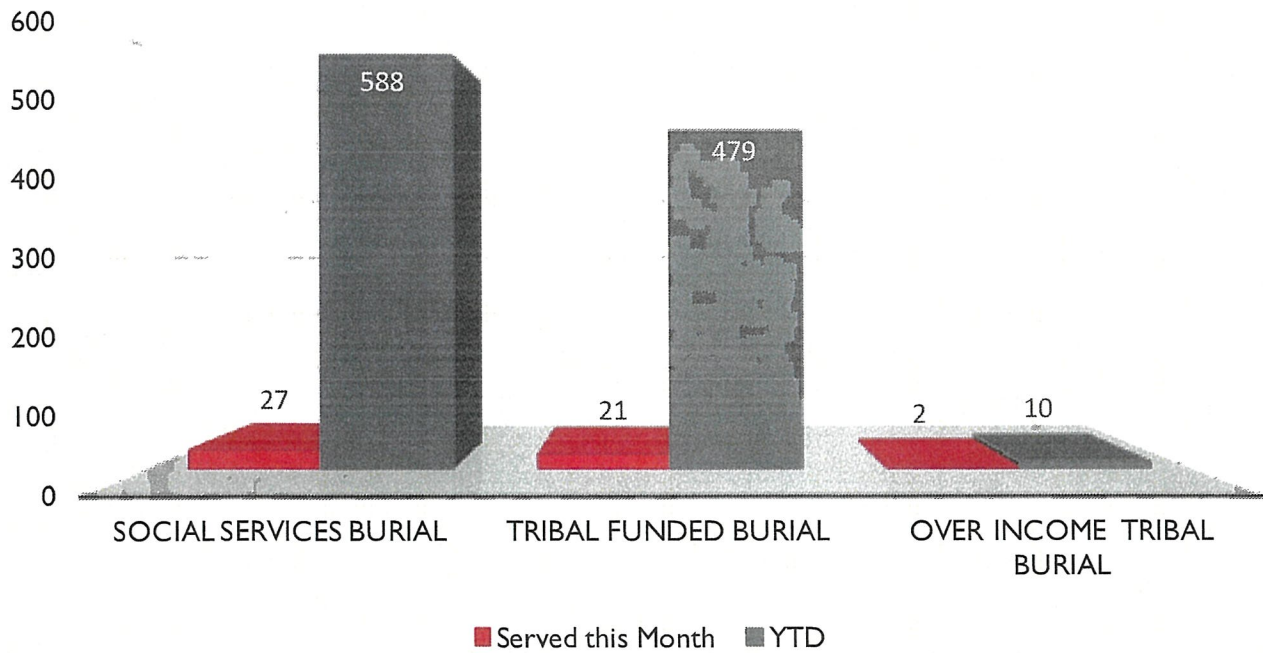


## Emergency Assistance




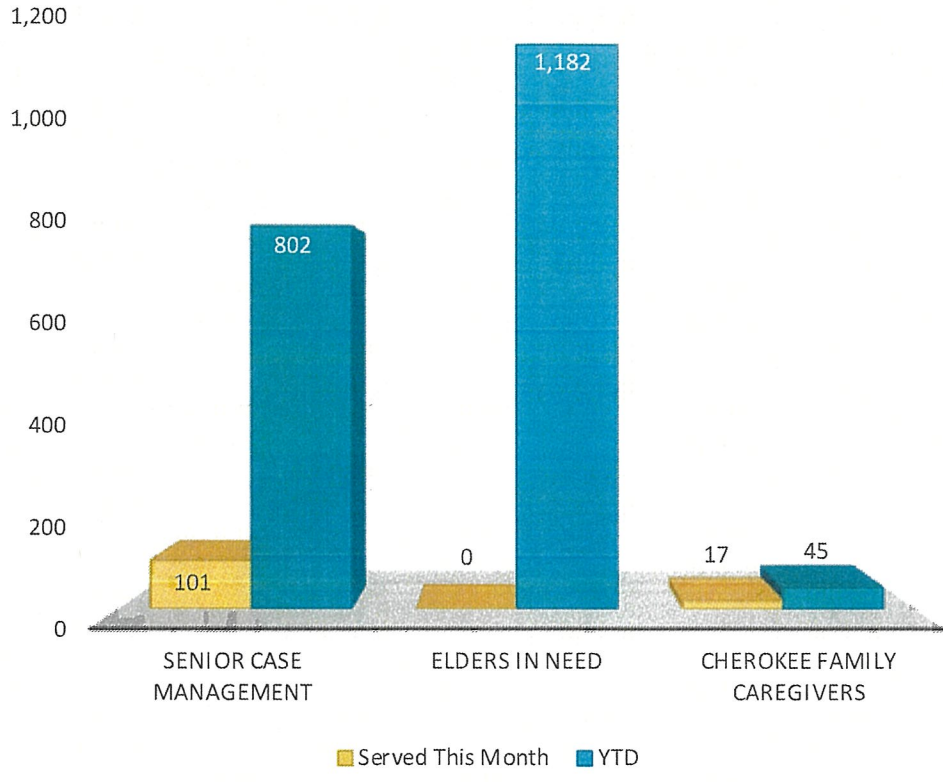
■ Served this Month  
■ YTD

# Burial Assistance

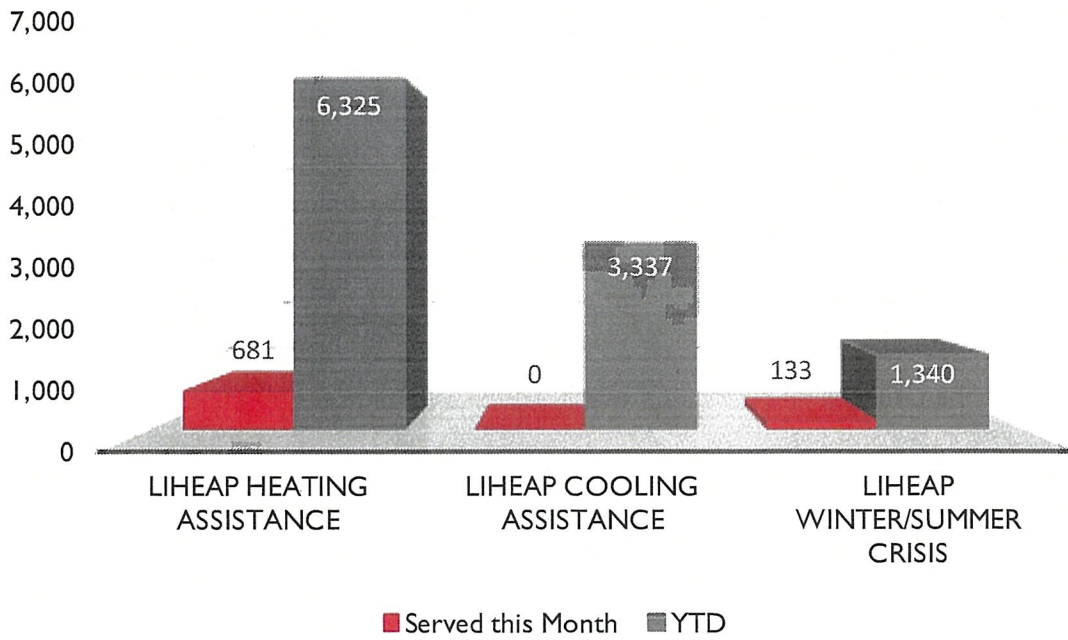




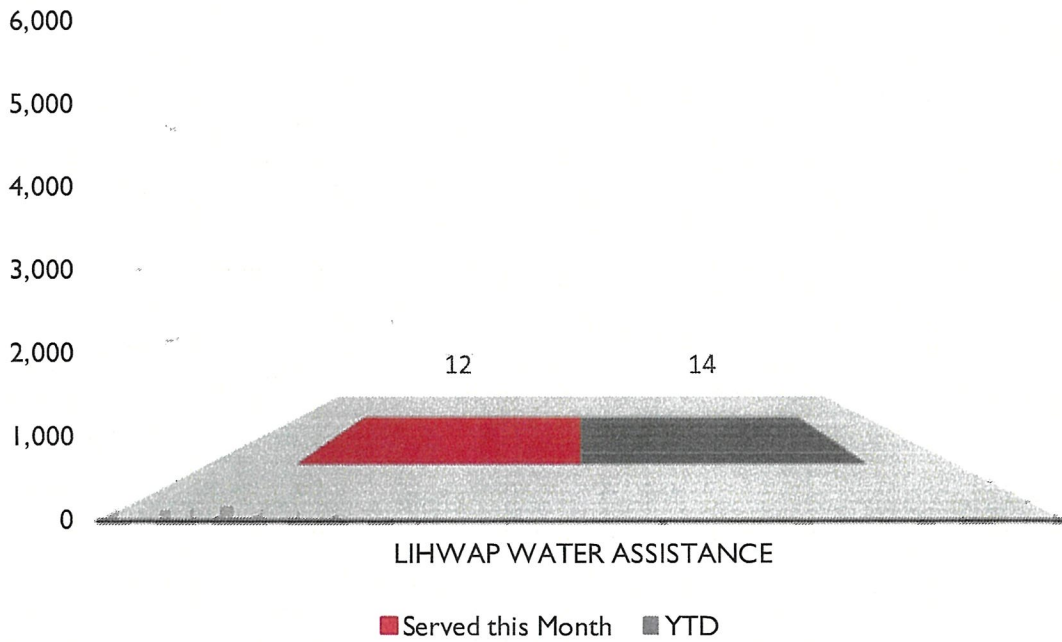
# Elder Services



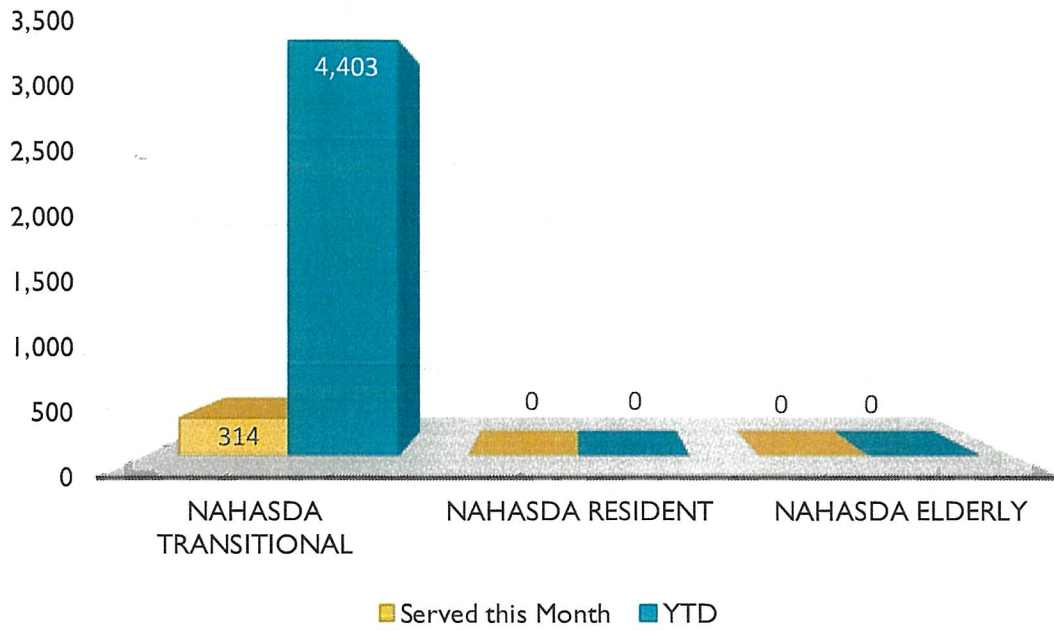
# LIHEAP



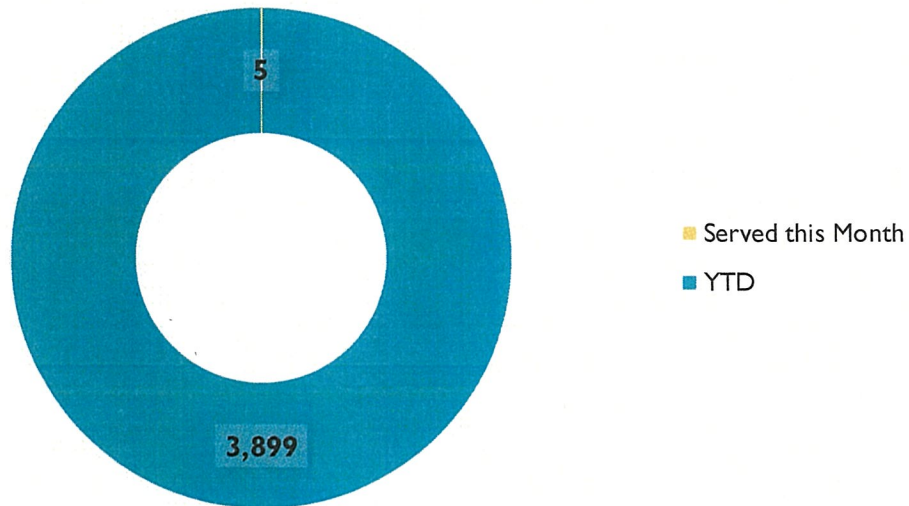
# LIHWAP



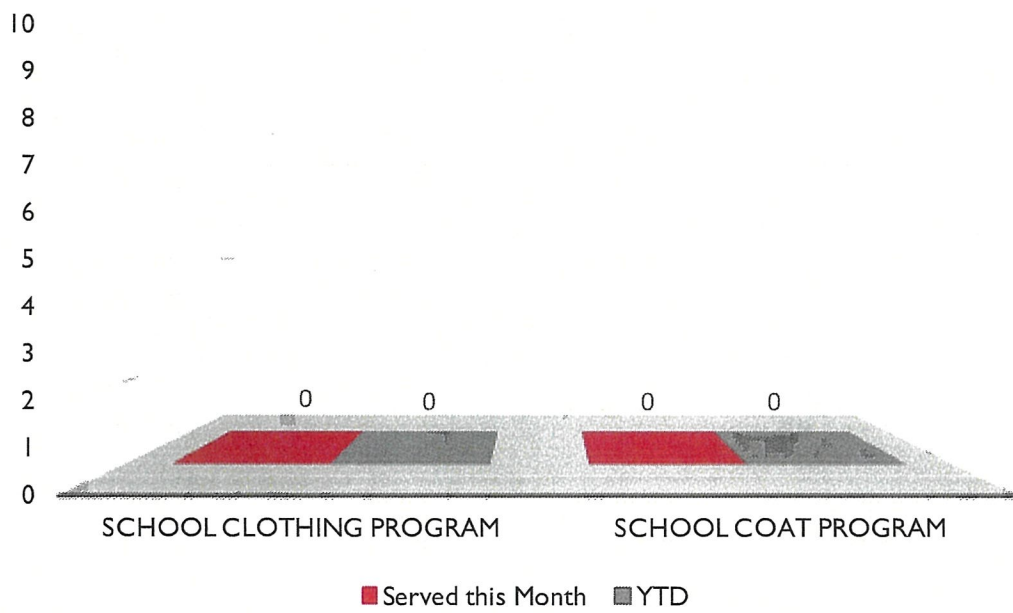
# NAHASDA



# Tribal Emergency Assistance



## School Clothing Assistance



# INDIAN CHILD WELFARE

SENIOR DIRECTOR – LOU STRETCH

PROGRAMS:	EMPLOYEES	113
Programs with Court Interaction	VACANCIES	48
Eligibility Notices, Prevention, & Intervention	VOLUNTEERS	0
Child Protective Services		
Certification & Placement Services		

## Programs with Court Interaction

### **OCAPS: Out-Of-District Court Advocacy and Permanency Services**

- Involved in child welfare cases in non-jurisdiction counties in Oklahoma and all 50 states.
- Most work is done telephonically or electronically.
- Emphasis on education about the Indian Child Welfare Act and ensuring States comply with it.

### **SCAPS: State Court Advocacy and Permanency Services**

- Involved in child welfare cases inside the 14 counties of which all or part are within the jurisdiction of the Nation.
- Emphasis on education about the Indian Child Welfare Act and ensuring OKDHS compliance, and sometimes provide Tribal Foster Homes.
- Provides services to the families when OKDHS fails to do so or as an alternative to OK DHS services.

### **TCAPS: Tribal Court Advocacy and Permanency Services**

- Involved in child welfare cases which are wholly under the jurisdiction of the Nation and OKDHS is not involved.
- These cases originate on Indian Country or are transferred in from State district courts. Hearings are held at our Tribal Court House. Tribal Foster Homes are fully utilized.

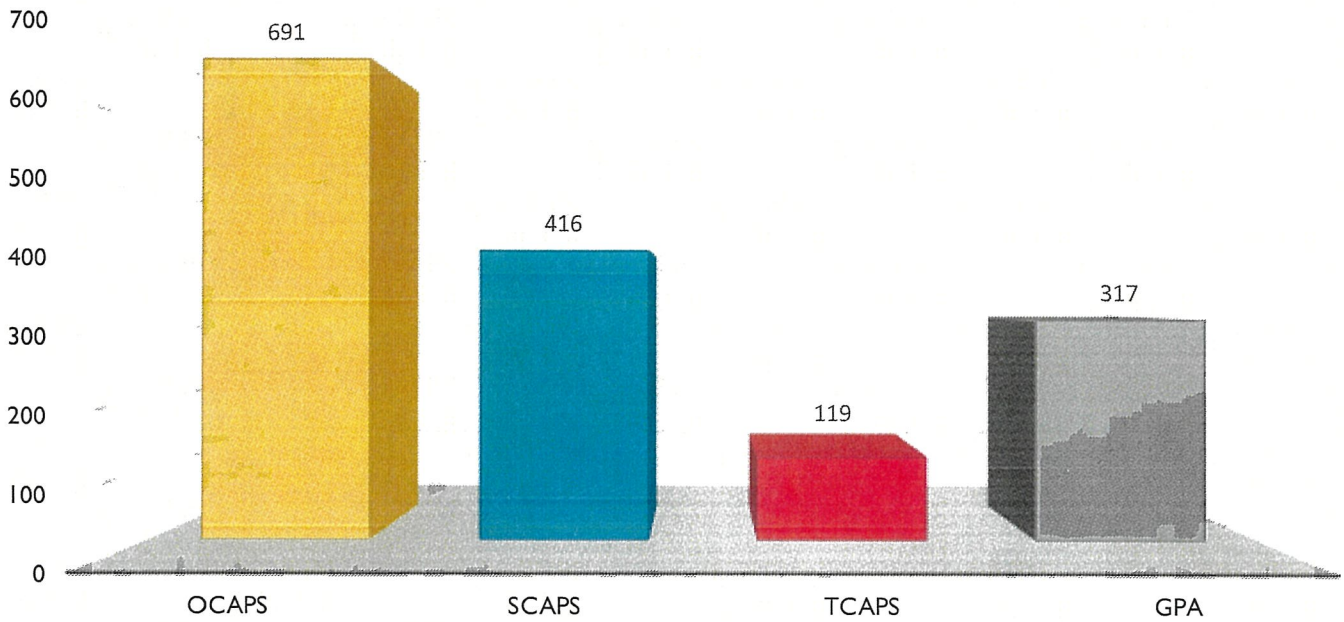
### **GPA: Guardianships and Private Adoptions**

- Involved in civil adoption cases to include voluntary adoption, involuntary adoption and birth parent adoptions.
- Monitors Guardianships and Private Adoptions for compliance with the Indian Child Welfare Act and the best interests of children.
- Serves Cherokee children and their families in Tribal Courts and State Courts throughout the United States.

### **CPS: Child Protective Services**

- Receives referrals involving allegations of maltreatment of Cherokee children.
- Investigates allegations of child maltreatment in Indian Country and co-investigates with DHS in some counties when Cherokee children are involved.

## 1,543 Children with Assigned ICW Workers

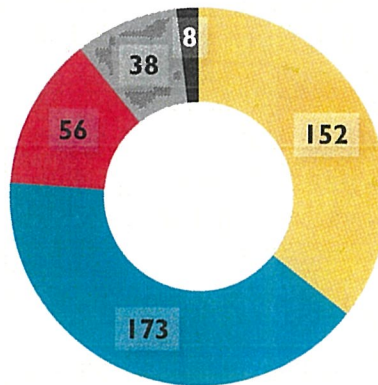


### In December

Indian Child Welfare workers went to court 427 times on behalf of Cherokee children and families.

Indian Child Welfare staff worked on cases in 32 states.

## Court Appearances



OCAPS SCAPS TCAPS GPA CPS

## Eligibility Notices, Prevention, & Intervention

When a county or state's child welfare agency gets involved in the life of a family that they suspect to be Cherokee, they are required by the Indian Child Welfare Act (ICWA) to send notice to the tribe. The tribe must then reply to confirm or deny whether the children are members of (or eligible to become members of) the tribe.

Currently, with 7 case workers processing approximately 200-300 pieces of mail per month, response times may vary due to vacancies and depending on the amount of mail received. The tribe has a goal of responding between 45-60 days.

### In December

Cherokee Nation received:

465 notices involving 842 children from the State of Oklahoma.

826 notices involving 1,373 children from locations outside of Oklahoma.

1,291 notices involving 2,215 children in total.

The average response-to-notice time this month was 26 days.

Indian Child Welfare Family Protection Services Unit (FPS) assists families in need of hands-on training to correct the conditions that lead to children being removed from their home. These services often include completing a 28-week parenting program that discusses topics like discipline, nutrition, budgeting, and housekeeping. We primarily assist all our tribal CAPS cases but can assist in state cases when a request is made. This helps ensure that families have the tools they need to be reunited. We have also added the Triple P Parenting curriculum to our program.

### In December

FPS served 12 children and 8 families.

# Child Protective Services

In December

Child Protective Services (CPS) received 322 referrals of child abuse/neglect.

322 referrals involved 578 children.

0 of the 322 were co-investigated by OKDHS and CPS.

13 of the 322 were investigated by CPS in Indian Country.

218 of the 322 referrals were from within reservation boundaries.

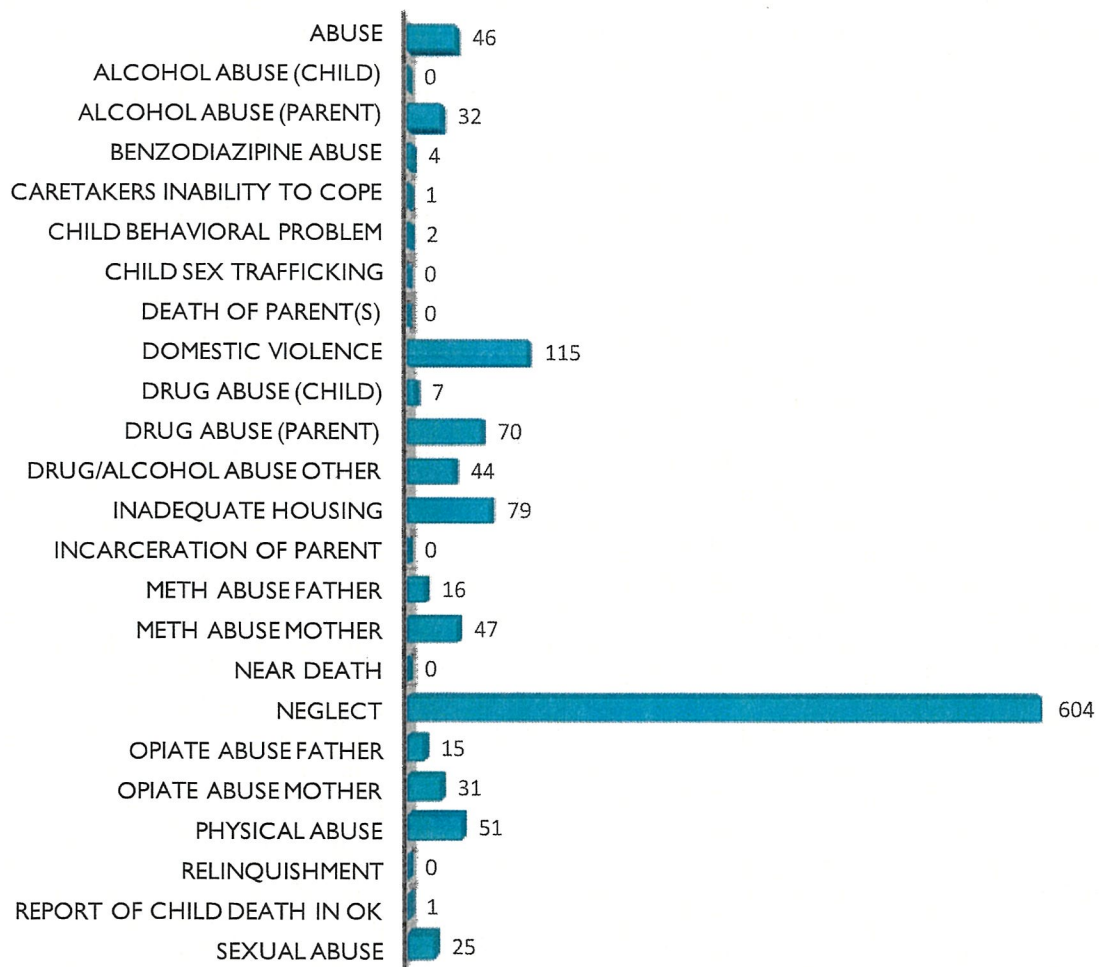
33 of the 322 referrals are those for which ICW is solely responsible.

4 Cherokee child(ren) were removed from tribal land due to confirmed abuse/neglect.

0 child death(s) occurred from within the reservation boundaries.

0 near death(s) occurred from within the reservation boundaries.

## Types of Abuse/Neglect Reported





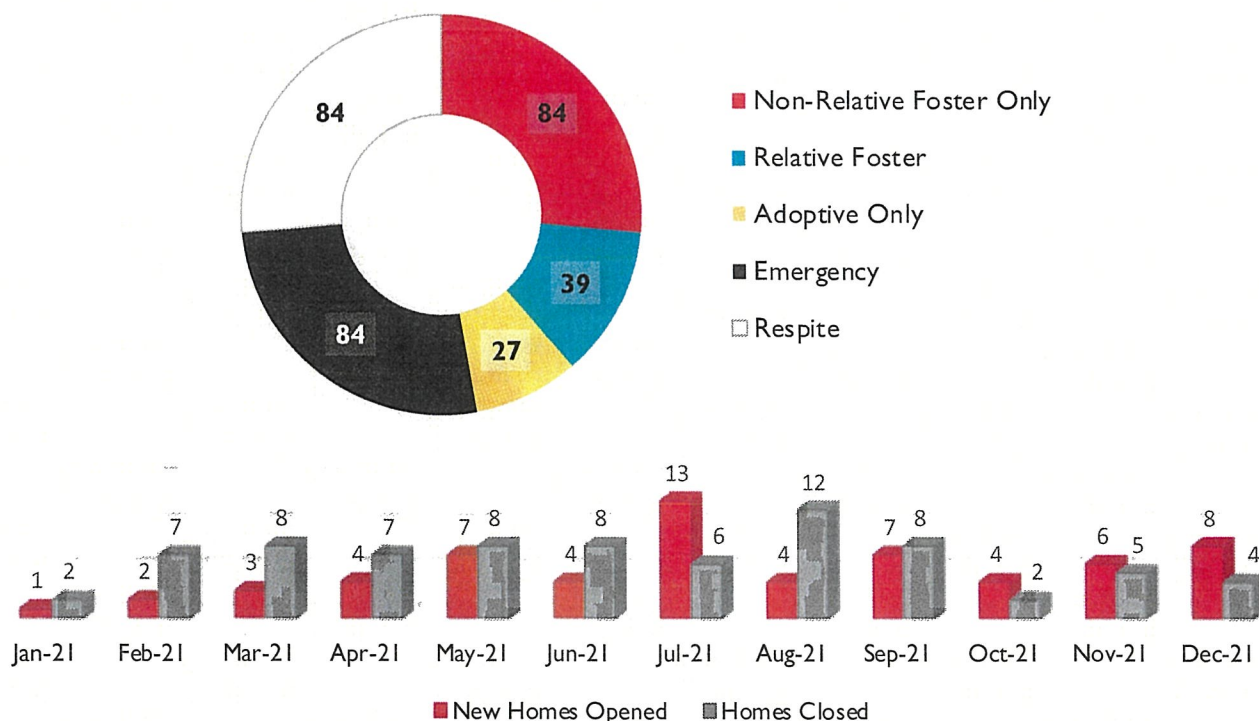
# Certification & Placement Services

## (Foster & Adoptive Homes)

### Types of Certified Placement Resource Homes

- **Non-Relative Foster:** Families who are willing to take in children they do not know on a temporary basis, but may last years. These families usually do not adopt children.
- **Relative Foster:** Families who are related to the children and are fostering them. They do not take in children they are not related to.
- **Non-Relative Adoptive:** Families who hope to adopt children when the children's parents' rights are terminated. These homes take placements of children who are legally free for adoption.
- **Emergency:** Homes that take placement on an emergency basis not to exceed 48 hours.
- **Respite:** Homes that take placement on a temporary basis, not to exceed 10 days.

### Homes by Type



# OFFICE OF CHILD SUPPORT

DIRECTOR – KARA PASQUA

EMPLOYEES 33  
 VACANCIES 4  
 VOLUNTEERS 0

Total Client Contacts

2,186

Total Client Interview Contacts

4

Total Court Hearings

29

Total Applications Distributed

67

Total Actions on CS Cases

1,336

Total Cases Opened

22


Total Collections for December

**\$268,610**

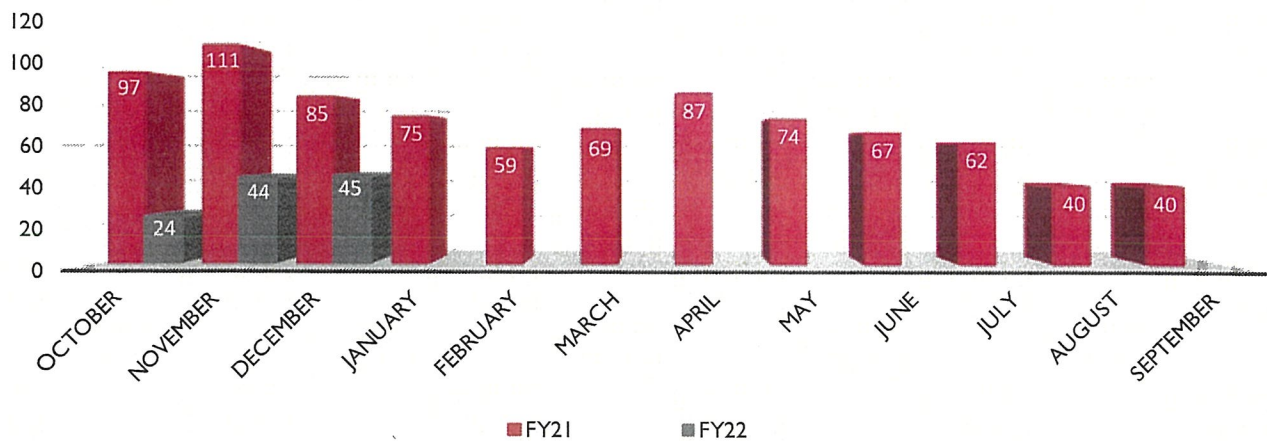
Total Referrals for Services

71

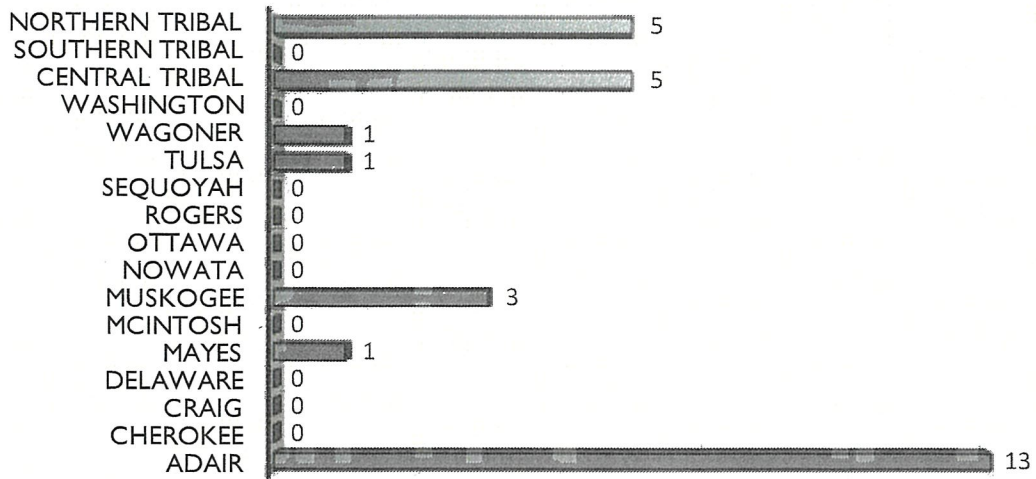
## Total Quarterly Collections



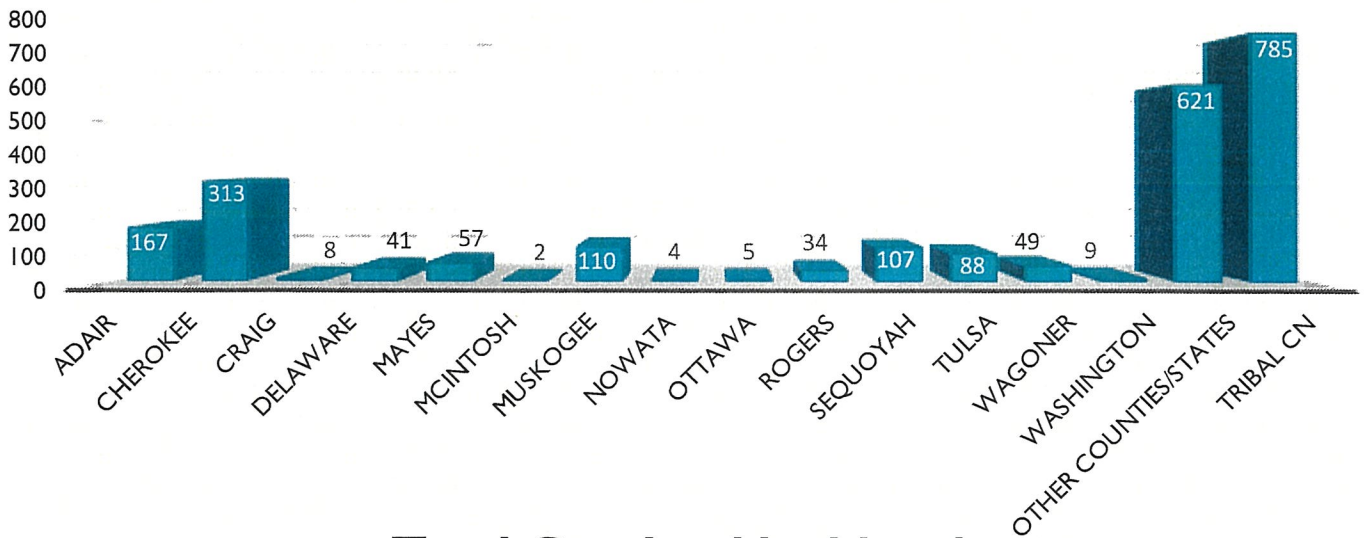
## Total Applications Received



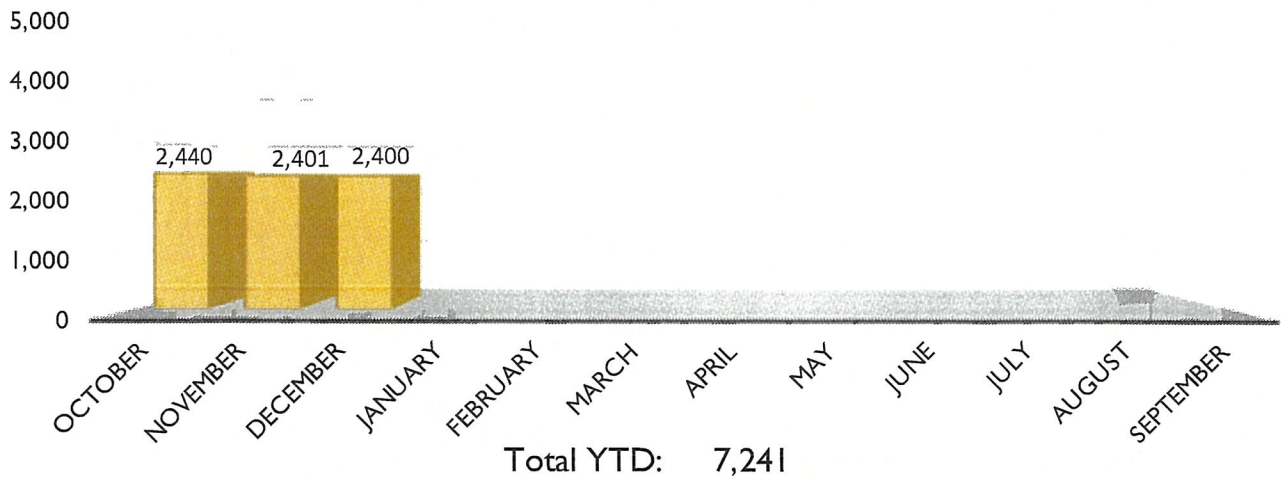
# Court Docket Appearances



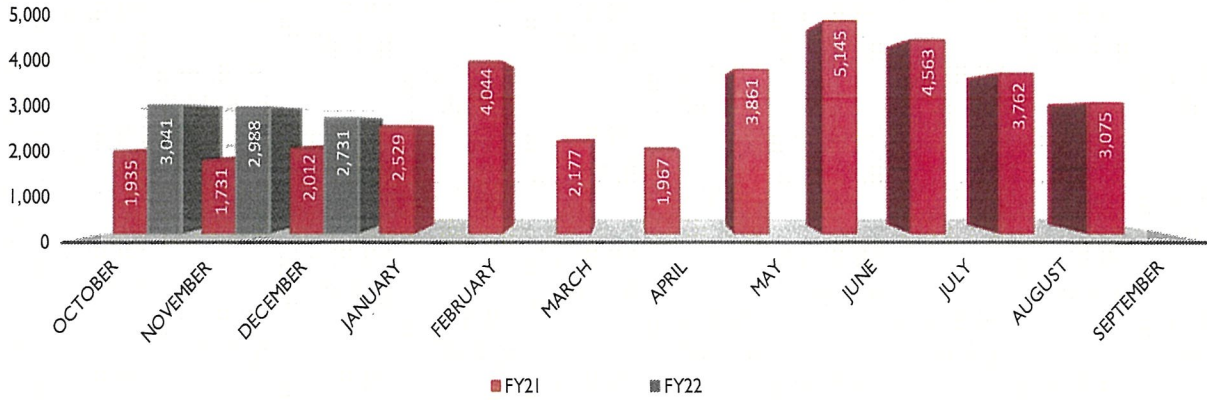
# Case Load by County



# Total Caseload by Month



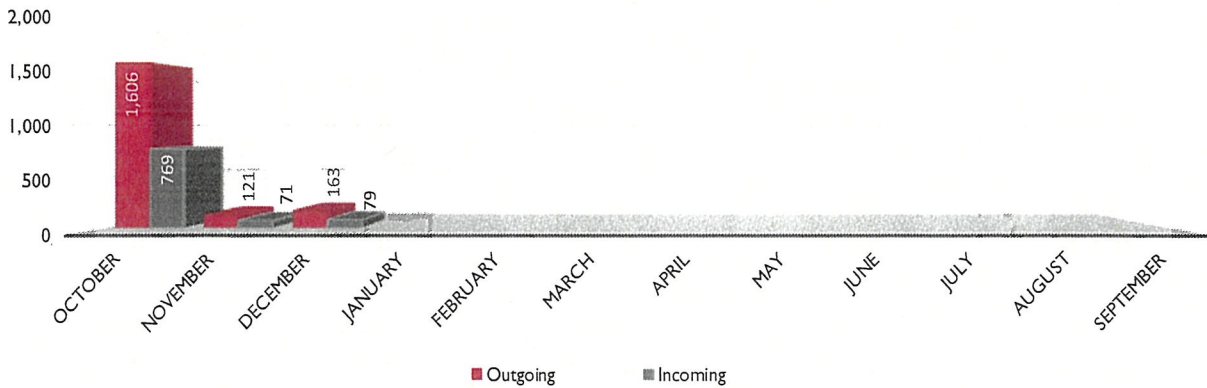
### CNOCSS Website Activity



Total FY21: 36,801

Total FY22: 8,760

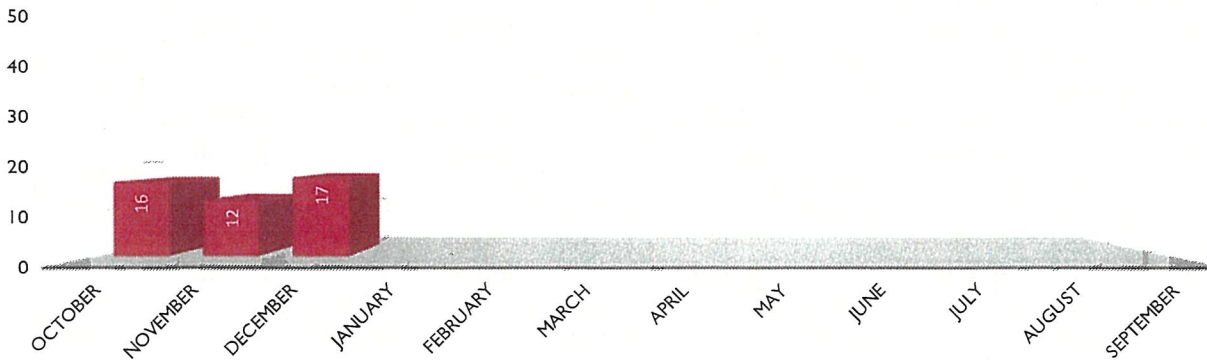
### Text Usage to Communicate with Clients



Total Outgoing YTD: 1,890

Total Incoming YTD: 919

### New Opt-In to Texts via Website



Total YTD: 45

## Child Support Program Updates

Child Support Services continues to serve clients Monday – Friday 8:00 am to 5:00 pm with health precautions in place. The program staff continued to see increased use of the payment portal that can be found on the child support website: <https://childsupport.cherokee.org>

The program is finalizing its last social media advertisement regarding the program that should hopefully begin to be displayed in February 2022 via social media outlets.

“Strong Parents, Strong Families, Strong Foundations”

# YOUTH SERVICES & SPECIAL PROJECTS

DIRECTOR – LINDA VANN

## PROGRAMS:

John A. Ketcher Youth Services Center  
Youth Services

EMPLOYEES	17.5
VACANCIES	2
VOLUNTEERS	0

## John A. Ketcher Youth Services Center

Young People Served

3

Admissions

7

## Youth Services

Total Clients Served

29

Total Community Events & Presentations

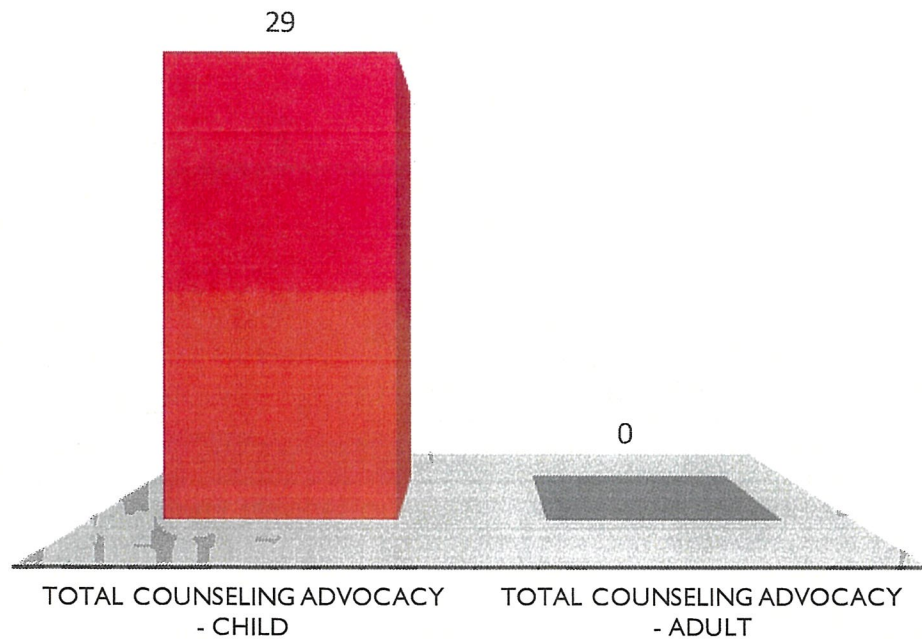
2

Crisis Calls

0

Participants in Presentations

4



# CHEROKEE NATION TRIBAL COUNCIL

## COMMUNITY SERVICES COMMITTEE REPORT

**Group** Transportation & Infrastructure  
**Month/Year of Report:** January 2022 (Data for December 2021 Activities)  
**Executive Director:** Michael Lynn  
**Phone:** 453-5396  
**E-mail:** michael-lynn@cherokee.org

### I. Budget Highlights

Received initial notification from IHS that all Tier I (Ready to Fund) SDS projects will be funded at 100% of eligible costs.

### II. Program Highlights

#### a.) Balanced Scorecard Measures

- 45 new water & septic installs
- 21 water & septic repairs
- 33 water analyses performed
- 29 site evaluations
- 13 soil tests
- 23 food handlers trained
- 58 facility inspections, technical assistance and investigations

#### • Accomplishments

Completed evaluation of 7 water/wastewater systems under the Mankiller Soap Water Act

Prepared comments to IHS consultation for SDS funding under the Infrastructure Investment and Jobs Act (IIJA)

Attended check presentation to Cherokee Co RWD # 7 to assist with replacement of water storage tank roof.

Cherokee Co RWD # 11 project substantially complete.

#### • Future Plans

Start GIS data gathering efforts for the Mankiller Soap Water Act

Meeting with systems about ARPA funded projects.

Engagement with County Commissioners on possible ARPA funded water/sewer projects.

ARPA (FRF) project funding MOA's with communities for water/sewer projects.

**CHEROKEE NATION TRIBAL COUNCIL  
COMMUNITY SERVICES COMMITTEE REPORT**




**Cherokee Co RWD 11 New Tower Site**



**New Process Building Locust Grove Water Treatment Plant Improvements**



**CHEROKEE NATION TRIBAL COUNCIL  
COMMUNITY SERVICES COMMITTEE REPORT**



**Cherokee Co RWD # 7 Check Presentation**

DISTRICT # & COUNTY	FACILITY DATA SYSTEM			Food Handlers Trng	INDOOR AIR QUALITY Sampling/TA	Water Test Completed BACT/Chemical	Primary Drinking Water Standards Violations	Well Assessments	Site Evals	Perc Tests	Soil Profiles	Reduce # of Priority Violations
	Inspections - Referrals	Investigations - Complaints	Technical Assistance									
3 - Muskogee/Wagoner	12		25	22		BT 4/Chem 2			0			
4 - Muskogee/McIntosh	1		1						3		3	
5 - Sequoyah	1		1			Chem 1			5		0	
7 & 8 Adair						BT 4/Chem 5			8			
9 & 10 Delaware/Ottawa	3					BT 3/Chem 7			1		4	
11 - Craig												
12 - Nowata/Washington												
13 - Tulsa	1	1		1					2			
14 - Rogers												
15 - Mayes			2			BT 3/Chem 4			1		4	1
<b>MONTHLY TOTAL</b>	<b>20</b>	<b>2</b>	<b>36</b>	<b>23</b>	<b>0</b>	<b>33</b>	<b>26</b>	<b>3</b>	<b>29</b>	<b>0</b>	<b>13</b>	<b>9</b>
<b>YEAR TO DATE</b>		<b>130</b>		<b>173</b>	<b>0</b>	<b>72</b>	<b>49</b>	<b>3</b>	<b>78</b>	<b>48</b>		<b>22</b>
<b>ANNUAL GOAL</b>		<b>800</b>		<b>800</b>				<b>50</b>	<b>200</b>	<b>200</b>		<b>100</b>
<b>% COMPLETE</b>		<b>16%</b>		<b>22%</b>				<b>6%</b>	<b>39%</b>	<b>24%</b>		<b>22%</b>

**HIGHLIGHTS:**

**Training** - Assisted Lauren Fishinghawk with D1/D2/D3 Tahlequah Casino Routine Inspections x5  
 Assisted Jeremy Freise with D9/D10 Grove Casino Routine Inspections x3  
 Soil Profile Training with Jerry Bigfeather x8

**Meetings** - Early Head Start-Tahlequah      GIS Meeting W&S Conference Room

**Misc.** - Dog & Cat Food Distribution PAAS- Tahlequah

**PROGRAM DESCRIPTION:**

This office helps to ensure that tribal facilities are operated in a safe and sanitary manner and provides Tribal members with services and information to lead environmentally healthy lifestyles through inspections and investigations related to food, vectors, water and waste water. This office further provides food service training for certification, environmental disease prevention training, injury prevention intervention, water sampling, and indoor air quality investigations.

**CHEROKEE NATION**  
**ENGINEERING & SANITATION FACILITIES CONSTRUCTION**

**MONTHLY REPORT FOR 2021 December– COMMUNITY WATER & WASTEWATER PROJECTS**

PROJECT NAME: Kenwood Water District – Water Loss Reduction Phase I – OK16U28  
DESCRIPTION: Install route meters and additional valves to isolate leaks and prioritize worst areas for replacement projects.  
TRIBAL HOMES: 174 +/-  
FUNDING SOURCE(S): I.H.S. / EPA  
STATUS: In-Progress – Under Construction  
CN DISTRICT IMPACTED: DIST 9  
Total Project Cost: \$302,000.00

PROJECT NAME: Cherry Tree Wastewater Force Main to Stilwell – OK18V44  
DESCRIPTION: Construction of 21,500 l.f. of 6-inch force main to City of Stilwell Wastewater Collection System. Develop Closeout plan for existing lagoons at Cherry Tree Industrial Park.  
TRIBAL HOMES: 68 +/-  
FUNDING SOURCE(S): I.H.S. / E.P.A. / FRF  
STATUS: Engineering Complete, Pending Easements  
CN DISTRICTS IMPACTED: DIST 7 / DIST 8  
Total Project Cost: \$1,172,000.00

PROJECT NAME: Pine Ridge WL Extension – Cherokee RWD #3 – OK18V31  
DESCRIPTION: Construction approximately 6,500 l.f. of 2-inch waterline along Pine Ridge Road and 525 Road in Cherokee County.  
TRIBAL HOMES: 7 +/-  
FUNDING SOURCE(S): I.H.S. / Cherokee Nation  
STATUS: Pending Construction Start Date  
CN DISTRICTS IMPACTED: DIST 2  
Total Project Cost: \$119,000.00

PROJECT NAME: TPWA – Blue Bird Dr WLX – OK19V56  
DESCRIPTION: Install 6,300' of 12" & 6"  
TRIBAL HOMES: 4  
FUNDING SOURCE(S): EPA  
STATUS: Preliminary, working on Easements  
CN DISTRICTS IMPACTED: 3  
Total Project Cost: \$55,000.00

PROJECT NAME: Iron Side Water District (Craig Co.) – Transmission/System Rehabilitation – OK19V72  
DESCRIPTION: 7,000' of 6", 25,000 gal. Standpipe  
TRIBAL HOMES: 64  
FUNDING SOURCE(S): EPA/IHS/Other  
STATUS: Pending Construction Start Date  
CN DISTRICTS IMPACTED: 11  
Total Project Cost: \$714,000.00

PROJECT NAME: North 586 Rd Waterline Extension – OK19W02  
DESCRIPTION: 3,800' of 4", 1,300' of 2"  
TRIBAL HOMES: 6 +/-  
FUNDING SOURCE(S): I.H.S. / Other  
STATUS: Construction Started 1/3/22  
CN DISTRICTS IMPACTED: DIST 9  
Total Project Cost: \$146,000.00

PROJECT NAME: Cherokee #3/N. Bryant Rd. – OK19V79  
DESCRIPTION: 7,900 LF of 6"  
TRIBAL HOMES: 2  
FUNDING SOURCE(S): IHS  
STATUS: Preliminary  
CN DISTRICTS IMPACTED: 1  
Total Project Cost: \$40,000.00

PROJECT NAME: Cherokee #3/W Grandview Rd. – OK19V81  
DESCRIPTION: 6,800 LF of 4"  
TRIBAL HOMES: 10  
FUNDING SOURCE(S): IHS/Other  
STATUS: Pending Construction Start Date  
CN DISTRICTS IMPACTED: 1  
Total Project Cost: \$192,500.00

PROJECT NAME: Cherokee #3/W. 750 Rd – OK19V82  
DESCRIPTION: 5,500 LF of 4"  
TRIBAL HOMES: 8  
FUNDING SOURCE(S): IHS/Other  
STATUS: Pending Construction Start Date  
CN DISTRICTS IMPACTED: 1  
Total Project Cost: \$184,500.00

PROJECT NAME: Cherokee #11 / Distribution System Improvements – OK19V85  
DESCRIPTION: Water loss survey, replace 5 mi. waterline, Construct 2.5 mi of 8", Standby power.  
TRIBAL HOMES: 724  
FUNDING SOURCE(S): IHS/Other  
STATUS: Waterline replaced/installed, Tower completed, Pending final inspection.  
CN DISTRICTS IMPACTED: 1  
Total Project Cost: \$2,675,000.00

PROJECT NAME: Cherokee County / Tenkiller Utility Authority – OK19V89  
DESCRIPTION: 3.3 MGD Treatment Plant, 95,235 lf of 6", 93,890 lf of 8", 41,560 lf of 10", 84,785 lf of 12", 59,935 lf of 16", 5,970 lf of 20", 5 storage tanks, 14 connections to existing water systems.  
TRIBAL HOMES: 1678  
FUNDING SOURCE(S): IHS/USDA-RD  
STATUS: Finalizing Plans  
CN DISTRICTS IMPACTED: 1,2,15  
Total Project Cost: \$11,545,000.00

PROJECT NAME: Rogers County / Inola PWA – WW System Rehabilitation – OK19V90  
DESCRIPTION: 14,720 lf of pipe rehab/replacement, 73 manhole rehabs.  
TRIBAL HOMES: 91  
FUNDING SOURCE(S): EPA CWA, IHS  
STATUS: Construction 90% Complete  
CN DISTRICTS IMPACTED: 15  
Total Project Cost: \$5,128,000.00

PROJECT NAME: Muskogee County / Braggs PWA – Sewer System Upgrade – OK19V91  
DESCRIPTION: Install 8" & 12" sewer line, new manholes, lift stations, sludge removal.  
TRIBAL HOMES: 45  
FUNDING SOURCE(S): IHS / Other  
STATUS: Under Construction  
CN DISTRICTS IMPACTED: 4  
Total Project Cost: \$2,138,000.00

PROJECT NAME: Mayes County / Locust Grove PWA – WTP Improvements – OK19V94  
DESCRIPTION: Update and Add onto existing WTP to increase capacity and meet current standards.  
TRIBAL HOMES: 307  
FUNDING SOURCE(S): IHS / Other  
STATUS: Under Construction, Start 8/17/20  
CN DISTRICTS IMPACTED: 9,15  
Total Project Cost: \$10,877,539.00

PROJECT NAME: Cherokee County / TPWA – Indian Meadows SS – OK19W00  
DESCRIPTION: Install 5,000' of 12" sewer main and 9,000' of 8" sewer main to connect homes to TPWA sewer system.  
TRIBAL HOMES: 118  
FUNDING SOURCE(S): IHS  
STATUS: Pending final easements  
CN DISTRICTS IMPACTED: 3  
Total Project Cost: \$1,355,000.00

PROJECT NAME: Delaware County / Kenwood Sewer Lagoon Rehab – OK20W13  
DESCRIPTION: Repair and Modify all 3 Sewer Lagoons, repair dikes, replace liners, new fencing, erosion control.  
TRIBAL HOMES: 24  
FUNDING SOURCE(S): IHS, EPA, Tribal  
STATUS: Preliminary, Design Phase  
CN DISTRICTS IMPACTED: 9  
Total Project Cost: \$1,032,000.00

PROJECT NAME: Nowata County / Nowata Municipal Auth. – Raw Water Intake – OK20W23  
DESCRIPTION: Install third pump, replace valving, repair isolation gates, replace ladder, replace jib crane  
TRIBAL HOMES: 469  
FUNDING SOURCE(S): IHS, Other  
STATUS: Preliminary Phase  
CN DISTRICTS IMPACTED: 12  
Total Project Cost: \$201,000.00

PROJECT NAME: Delaware County / Colcord PWA – Sewer System Rehab – OK21W67  
DESCRIPTION: Install 4,800' of 8" pvc sewer, rehab lift station and lagoon transfer station.  
TRIBAL HOMES: 81  
FUNDING SOURCE(S): IHS, CDBG  
STATUS: Preliminary Phase  
CN DISTRICTS IMPACTED: 9  
Total Project Cost: \$504,000.00

PROJECT NAME: Adair County / Cherry Tree – Water System Improvements  
DESCRIPTION: Repair/replace waterlines, booster pump stations, valves, etc..  
TRIBAL HOMES: 838  
FUNDING SOURCE(S): FRF, IHS, CN  
STATUS: In Progress  
CN DISTRICTS IMPACTED: 7,8  
Total Project Cost: \$5,821,000.00

PROJECT NAME: Cherokee County / Cherokee #1 – Cherokee #1/Muskogee #7 Connection  
DESCRIPTION: Approximately 5 miles of 8" and 1.2 miles of 6" waterline, water storage tank and pump station.  
TRIBAL HOMES: 170  
FUNDING SOURCE(S): FRF  
STATUS: Pending Start Date  
CN DISTRICTS IMPACTED: 1  
Total Project Cost: \$800,000.00

PROJECT NAME: Sequoyah County / Marble City – Sanitary Sewer System Improvements  
DESCRIPTION: Replace approximately 6,780' of 8" PVC SS line, repair/replace 20 manholes, renovate existing lagoons.  
TRIBAL HOMES: 11  
FUNDING SOURCE(S): FRF  
STATUS: Preliminary  
CN DISTRICTS IMPACTED: 5  
Total Project Cost: \$1,500,000.00

PROJECT NAME: Nowata County / Nowata Municipal Auth – Water System Improvements  
DESCRIPTION: Storage tank aeration, replace fire hydrants, new equipment for WTP  
TRIBAL HOMES: 469  
FUNDING SOURCE(S): FRF  
STATUS: Preliminary  
CN DISTRICTS IMPACTED: 12  
Total Project Cost: \$1,000,000.00

PROJECT NAME: Rogers County / Chelsea Economic Dev Auth – WWTP Improvements  
DESCRIPTION: New grinder pump, new pump station at lagoon, new irrigation system, sludge removal, replace sewer lines.  
TRIBAL HOMES: 193  
FUNDING SOURCE(S): FRF  
STATUS: Preliminary  
CN DISTRICTS IMPACTED: 14  
Total Project Cost: \$2,000,000.00

PROJECT NAME: Delaware County / Delaware #1 – Water Storage Tank  
DESCRIPTION: Rehabilitate Eucha storage tank, Replace Hwy 20 storage tank with new tank.  
TRIBAL HOMES: 123  
FUNDING SOURCE(S): FRF  
STATUS: Preliminary  
CN DISTRICTS IMPACTED: 9  
Total Project Cost: \$500,000.00

PROJECT NAME: Nowata County / Lenapah PWA – Water System Improvements  
DESCRIPTION: Replace multiple valves, flush hydrants, new controls at WTP, new water storage tank.  
TRIBAL HOMES: 41  
FUNDING SOURCE(S): FRF  
STATUS: Preliminary  
CN DISTRICTS IMPACTED: 11  
Total Project Cost: \$700,000.00

PROJECT NAME: Adair County / Southern Delaware Co RWA – Chewey WL Extension  
DESCRIPTION: Installation of 15,200' of 6" WL, 8,500' of 2" WL, river bore, valves, etc...  
TRIBAL HOMES: 23  
FUNDING SOURCE(S): FRF  
STATUS: Preliminary  
CN DISTRICTS IMPACTED: 7, 8  
Total Project Cost: \$1,400,000.00



# Service Spotlight

---

This newsletter is intended to provide a spotlight on a service recently provided through the Cherokee Nation Engineering & Sanitation Facilities Construction program.

---

Mrs. Lawson is a Cherokee citizen living near Skiatook, OK in Washington County. Mrs. Lawson applied to the SFC program in August 2021 with a partially collapsed septic tank. A site evaluation was completed and a Purchase Order was issued in September 2021. In December, Jerry Excavation pumped out and crushed the existing septic tank and installed a new 1000 gallon septic tank in accordance with current regulations.



## **Applicant:**

**JoAnn Lawson**

**Skiatook, OK**

---

## **Funding Source:**

IHS Housing Support Funds  
OK21F42

## **Total Cost of Service:**

\$2,900

## **Mitigating factors/challenges overcome:**

Small backyard

Adjacent utilities and structures

## **CN Council District**

District 12



**CHEROKEE NATION TRIBAL COUNCIL**  
**DEPARTMENT OF TRANSPORTATION & INFRASTRUCTURE COMMITTEE REPORT**

**Group:** Department of Transportation & Infrastructure **Month/Year of Report:** Jan. 2022

**Executive Director:** Michael Lynn **Phone:** 918-453-5396 **E-mail:** Michael-Lynn@cherokee.org

**Comments:**

**ADAIR COUNTY PROJECTS:**

1. Rocky Mountain School Loop Bridge (TCM Dist. 7) – Estimated project cost is \$1,206,956 – The project is 10% completed. Drilling shafts and placing concrete pier cap one completed.
2. Dahlongegah South Road (TCM Dist. 7) – Estimated project cost is \$5,308,775. All utilities have been relocated except Windstream, it is delayed due to a supply shortage for essential materials.

**CHEROKEE COUNTY PROJECTS:**

1. Northeast Fort Gibson Phase II (TCM Dist. 1 & 4) – Estimated project cost is \$4,288,414 – H&G Paving Contractors, Inc. was awarded the project for \$2,840,987.40 with a construction ending date of December 3, 2022. Construction is 5% completed with clearing, grubbing, and temporary fence is underway.
2. Hulbert Lost City Road (TCM Dist. 1) – Estimated project cost is \$7,094,832. Placing of concrete structures and fill material. The project is 53% complete. Project is in Liquidated damages as of December 2, 2021
3. Mud Valley (TCM Dist. 1 & 3) – Estimated project cost is \$14,320,000. Right of Way acquisition of 79 total parcels is 79% acquired. Parcels not acquired have been submitted to the District Attorney's office for condemnation.

**CRAIG COUNTY PROJECTS:**

1. NS4410 Road (TCM Dist.11) – Estimated project cost is \$5,597,000. The waterline relocation has slowed due to weather and rock excavation. Estimated completion date will likely be extended to the end of March 2022.

**MAYES COUNTY PROJECTS:**

1. Chimney Rock Hollow (TCM Dist. 9)– Estimated project cost is \$8,685,924. Project is 42% complete: Contractor is back filling RCB's and side drains and working on subgrade and aggregate base.

**CHEROKEE NATION TRIBAL COUNCIL**  
**DEPARTMENT OF TRANSPORTATION & INFRASTRUCTURE COMMITTEE REPORT**

**SEQUOYAH COUNTY PROJECTS:**

1. Dwight Mission Road (TCM Dist 5) – Estimated project cost is \$10,263,728. This is a cooperative project between ODOT, Sequoyah County and CNDOT. This project is approximately 90% complete. Contractor continued asphalt placement and temporary centerline striping and construction signage has been placed to remove the Road Closure from E1050 Road to E1020 Road.

# Department of Transportation

## Project Spotlight

### *DURING CONSTRUCTION*



### **CHIMNEY ROCK HOLLOW I & II**

Located in Mayes County

Cherokee Nation Council:  
District 9

Projected completion date of project:  
March 31, 2022

Project length: 4 Miles

Construction bid amount: \$7,097,000

Contractor is APAC Central, Inc.

Cherokee Nation Project Inspector:

Jeff King

### **CHEROKEE NATION**

Construction began January 4, 2021

APAC finished structure B1 with backfill. The contractor continues excavation and placing aggregate base. After aggregate base has been established asphalt can begin. This project is on schedule for a March completion.

### *DURING CONSTRUCTION*



**CHEROKEE NATION TRIBAL COUNCIL**  
**DEPARTMENT OF TRANSPORTATION & INFRASTRUCTURE COMMITTEE REPORT**

**CHEROKEE TRANSIT SYSTEM:**

Ridership on all routes for the month of December 2021 were:

1. Sallisaw to Tahlequah – 63 rides
  2. Pryor to Catoosa – 247 rides
  3. Salina to Catoosa – 148 rides
  4. Stilwell to Tahlequah – 46 rides
  5. Muskogee to Tahlequah – 56 rides
  6. Tahlequah to Chouteau/Hulbert – 50 rides
  7. Tahlequah to Catoosa – 74 rides
  8. Stilwell to West Siloam Springs – 35 rides
  9. Individual Demand Response Trips: 7,560
- Total Rides: 8,279

Note: Ridership reports run 2 months behind.

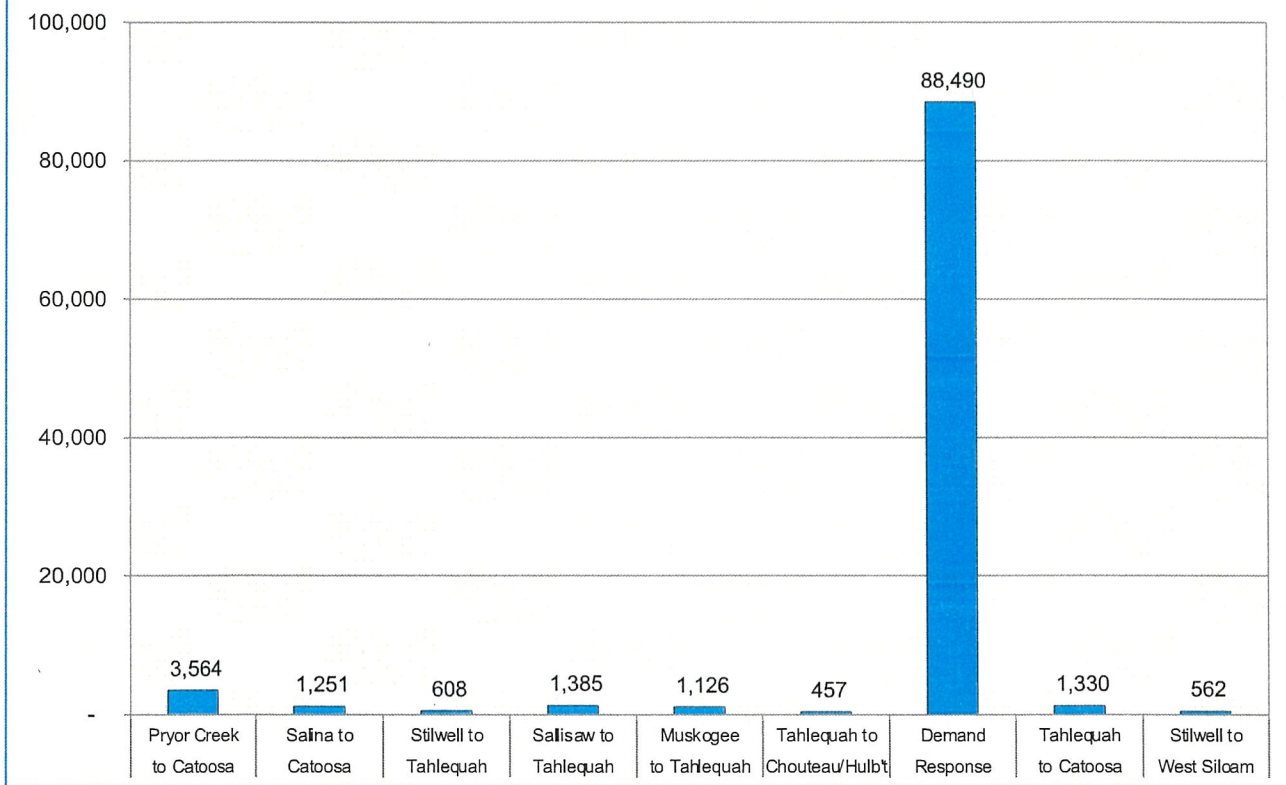
GWYD DBF  
CHEROKEE NATION®



# Cherokee Nation Transit

Ridership Update – January 2022

### Cherokee Nation Transit - 98,773 Rides YTD



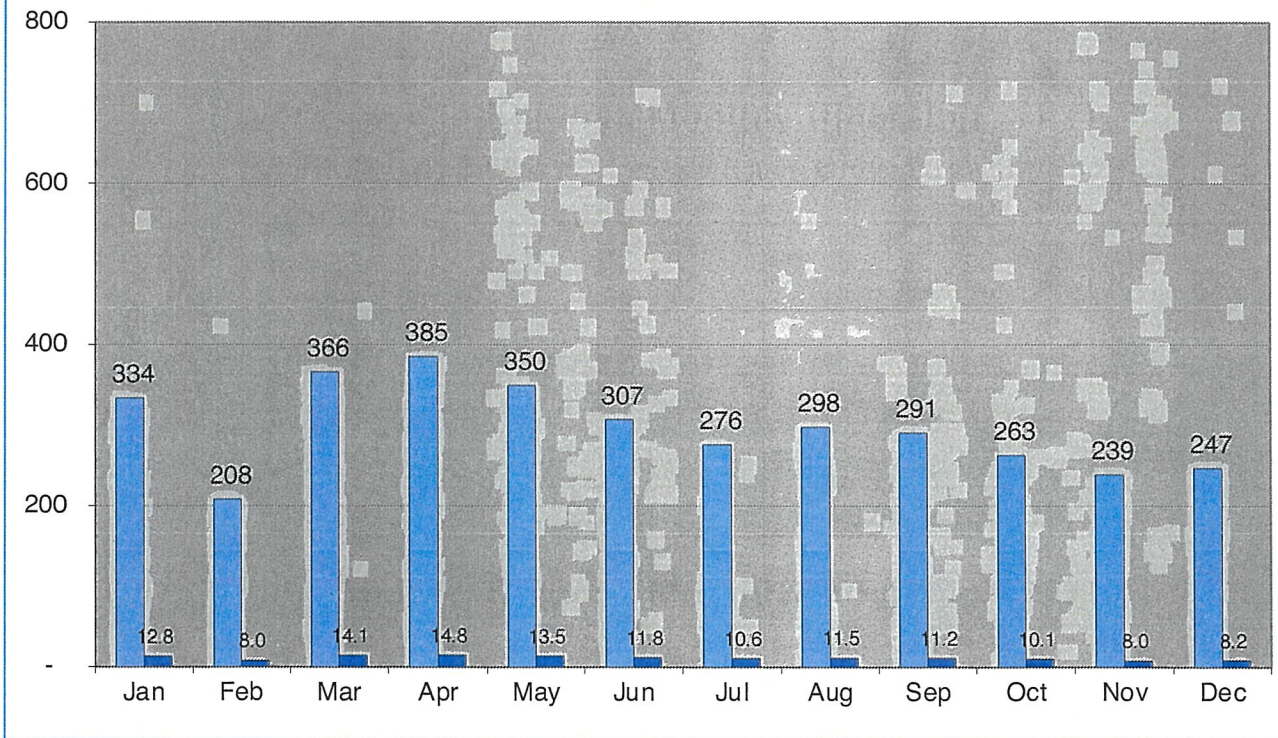
## December 2021 Route Performance

Route	Number of Rides
Pryor Creek to Catoosa	247
Salina to Catoosa	148
Stilwell to Tahlequah	46
Sallisaw to Tahlequah	63
Muskogee to Tahlequah	56
Tahlequah to Chouteau/Hulbert	50
Tahlequah to Catoosa	74
Stilwell to West Siloam Springs	35
Individual Demand Response Trips	7,560
<b>Grand Total</b>	<b>8,279</b>



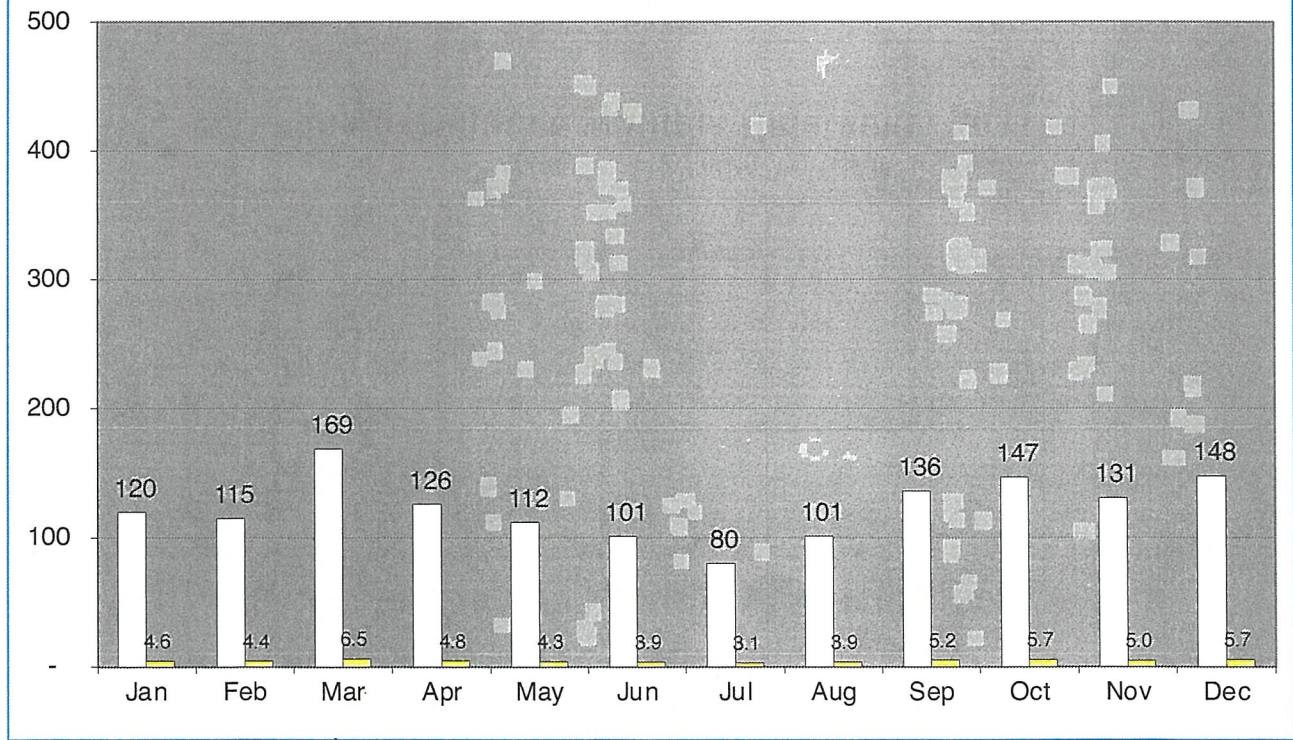
## Pryor Creek to Catoosa Monthly Ridership - 2021

■ Total Number of Rides ■ Average Number of Rides Per Day



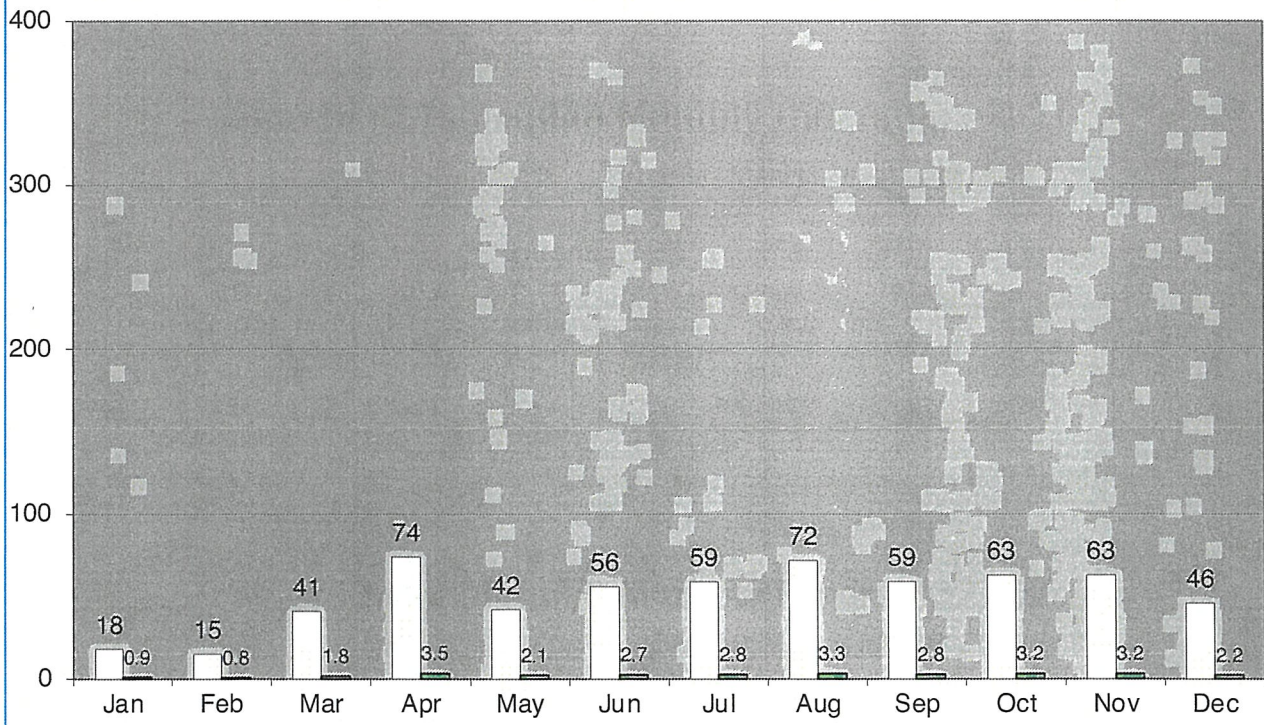
## Salina to Catoosa Monthly Ridership - 2021

□ Total Number of Rides    ■ Average Number of Rides Per Day



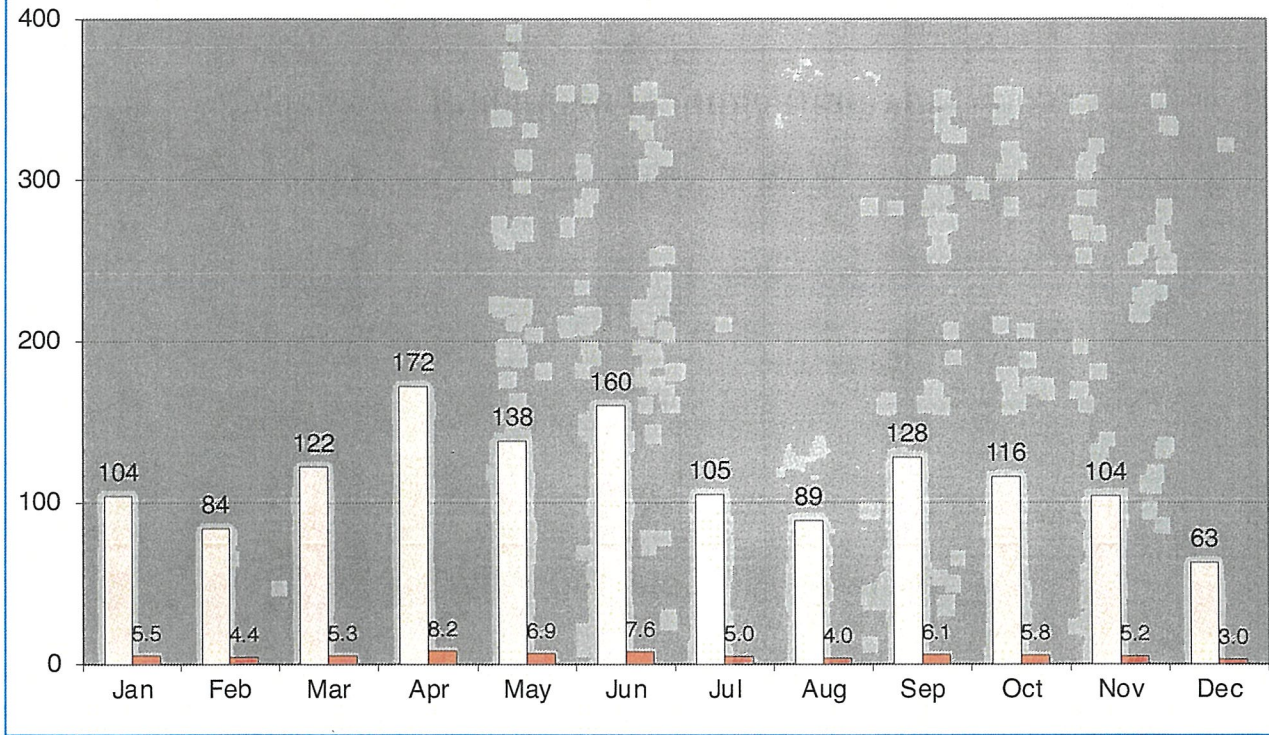
## Stilwell to Tahlequah Monthly Ridership - 2021

□ Total Number of Rides    ■ Average Number of Rides Per Day



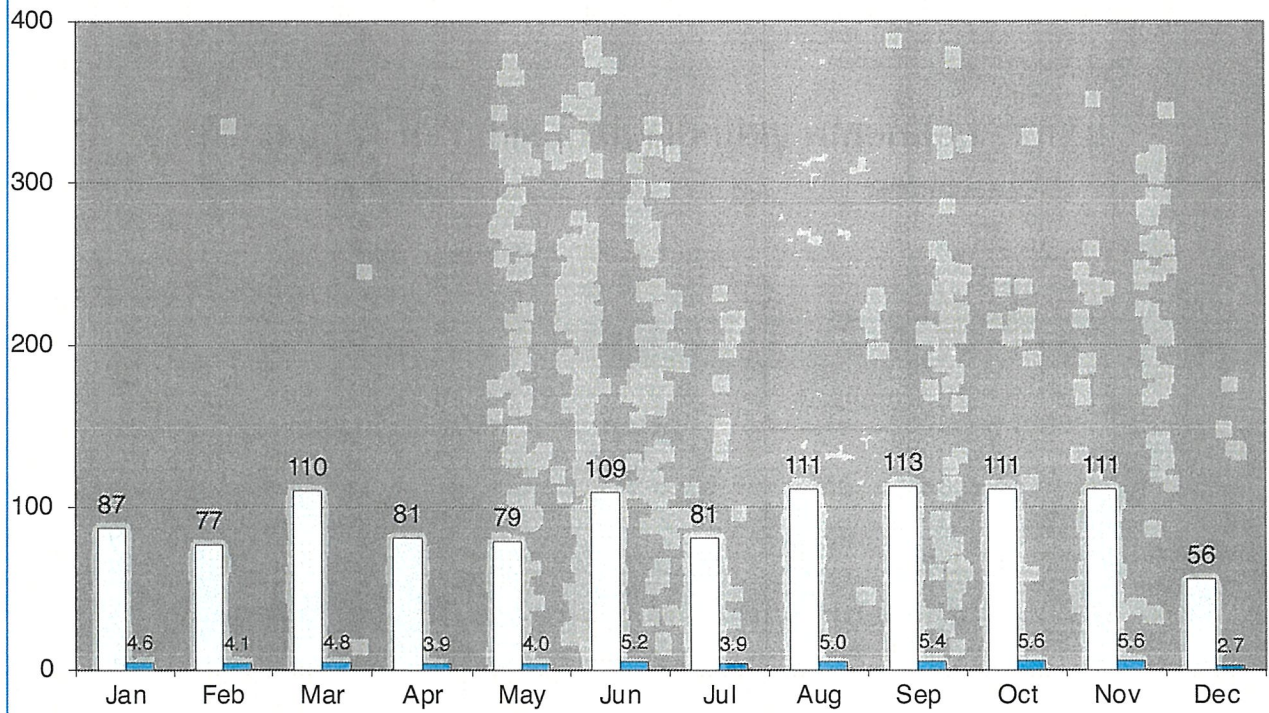
### Sallisaw to Tahlequah Monthly Ridership - 2021

□ Total Number of Rides    ■ Average Number of Rides Per Day

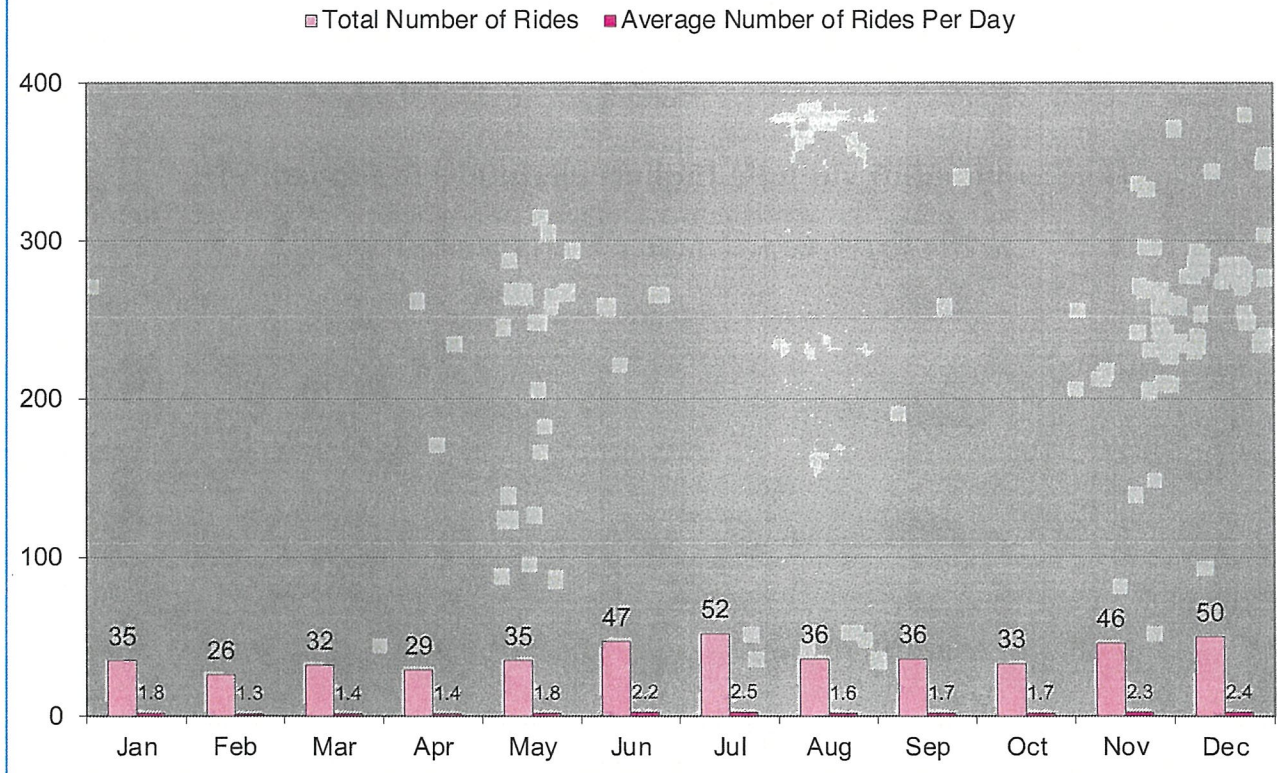


## Muskogee to Tahlequah Monthly Ridership - 2021

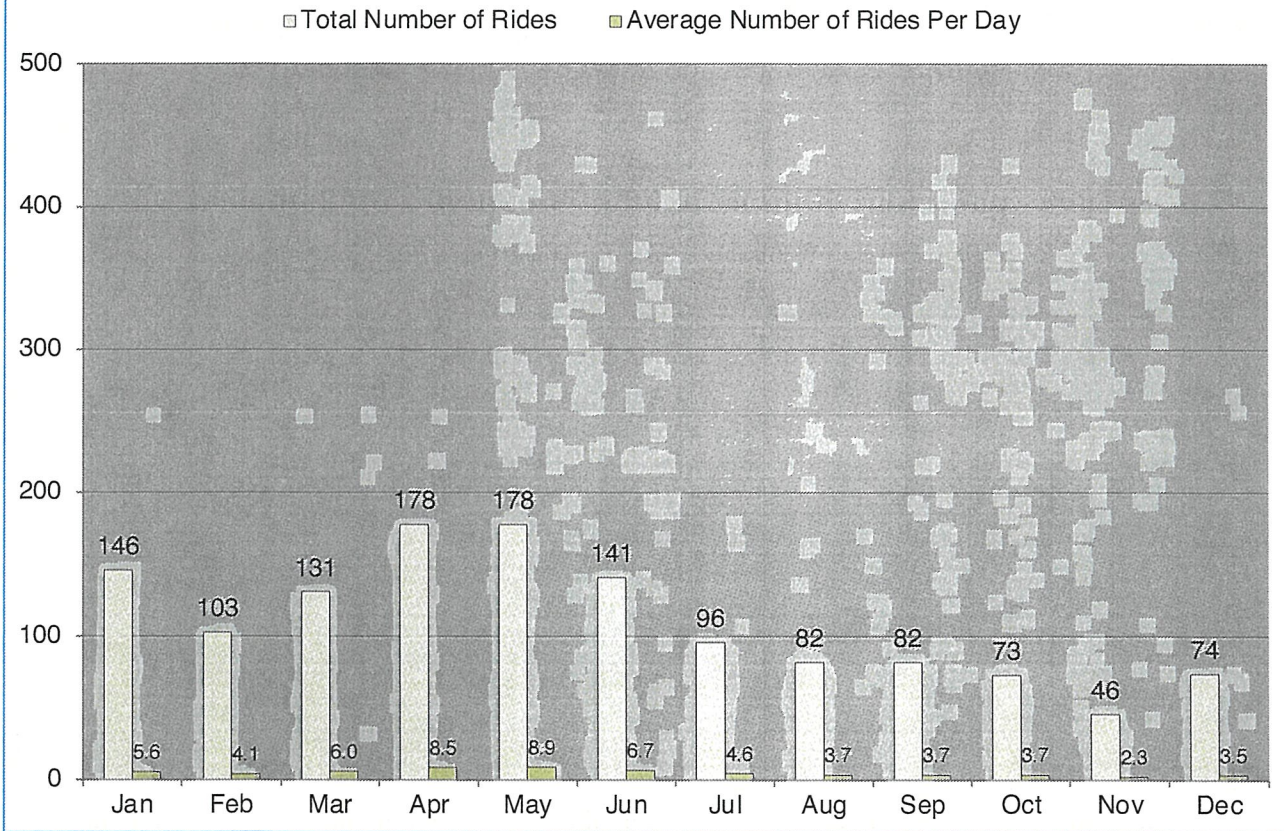
□ Total Number of Rides    ■ Average Number of Rides Per Day



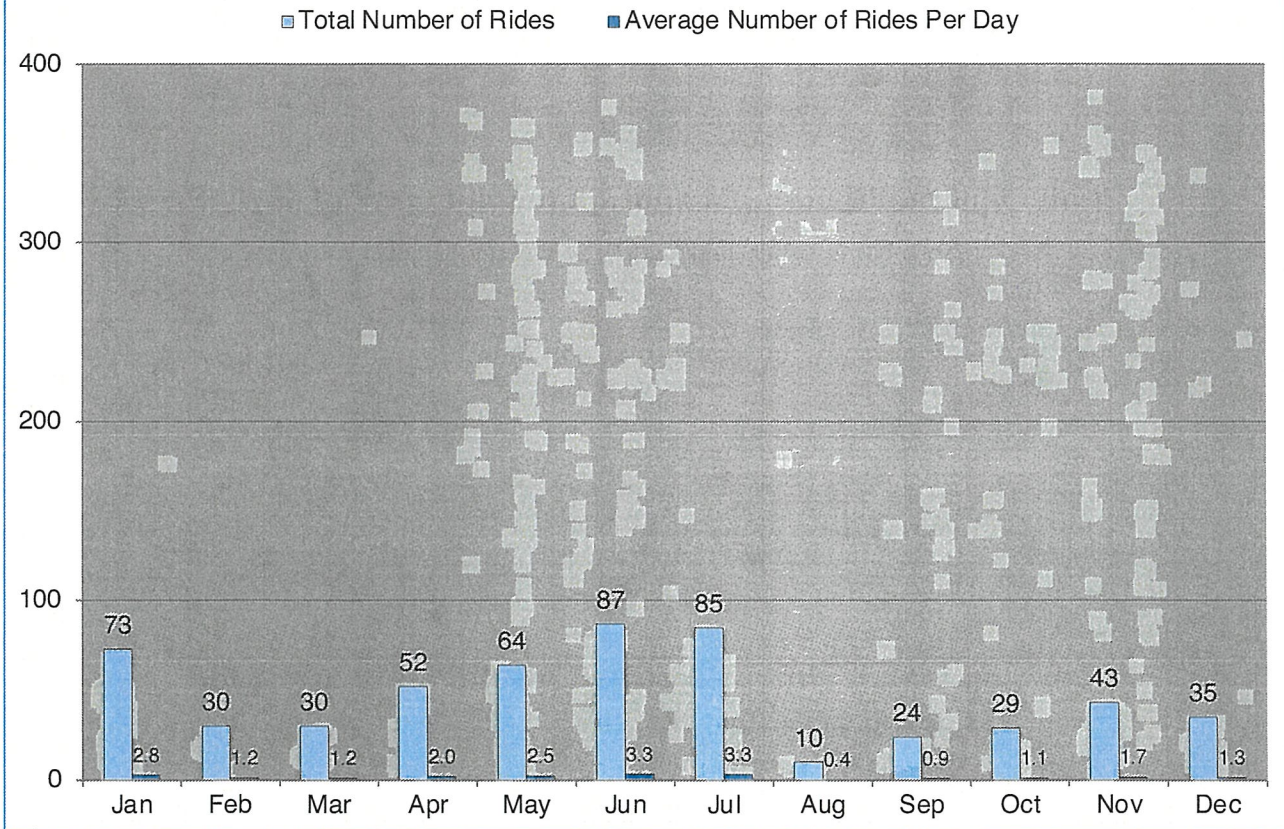
### Tahlequah to Chouteau/Hulbert Monthly Ridership - 2021



### Tahlequah to Chouteau/Catoosa Monthly Ridership - 2021

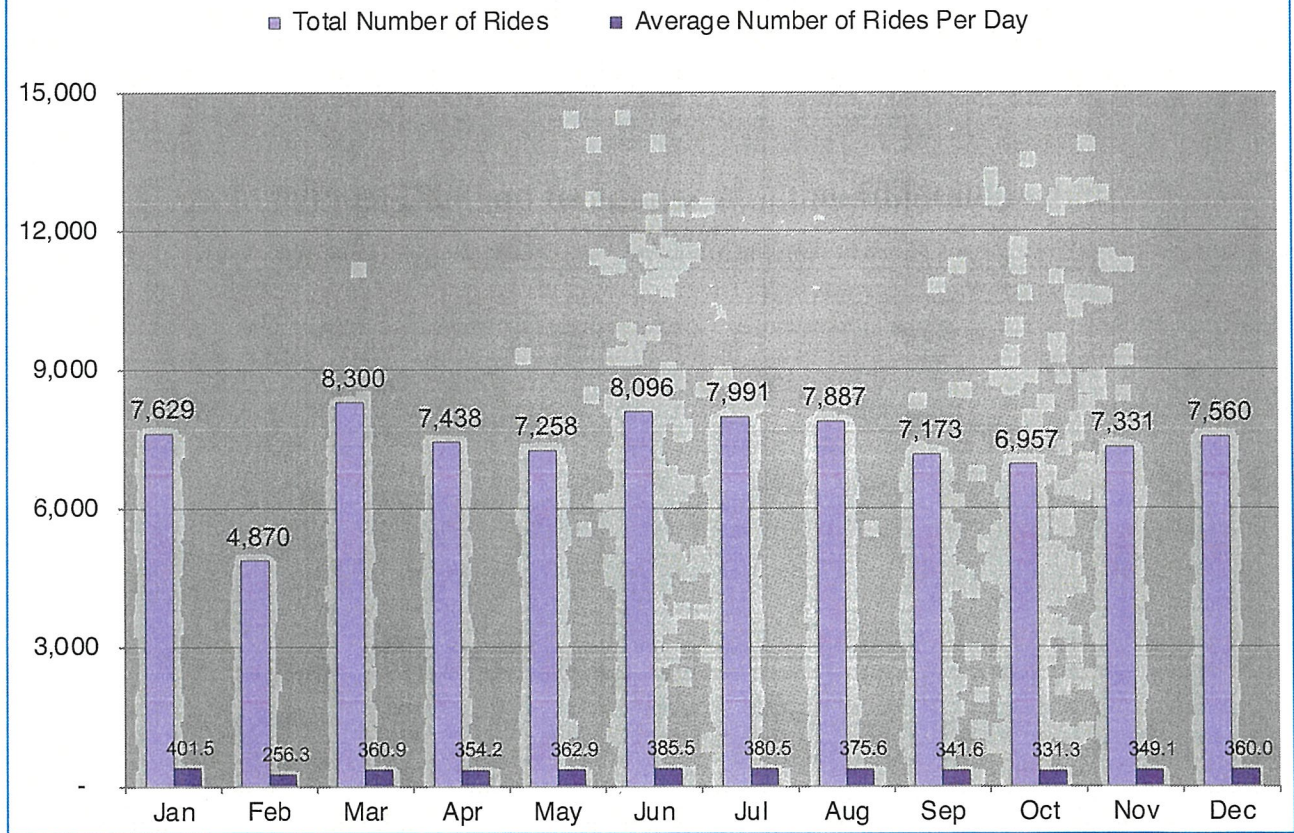


### Stilwell to West Siloam Springs Monthly Ridership - 2021





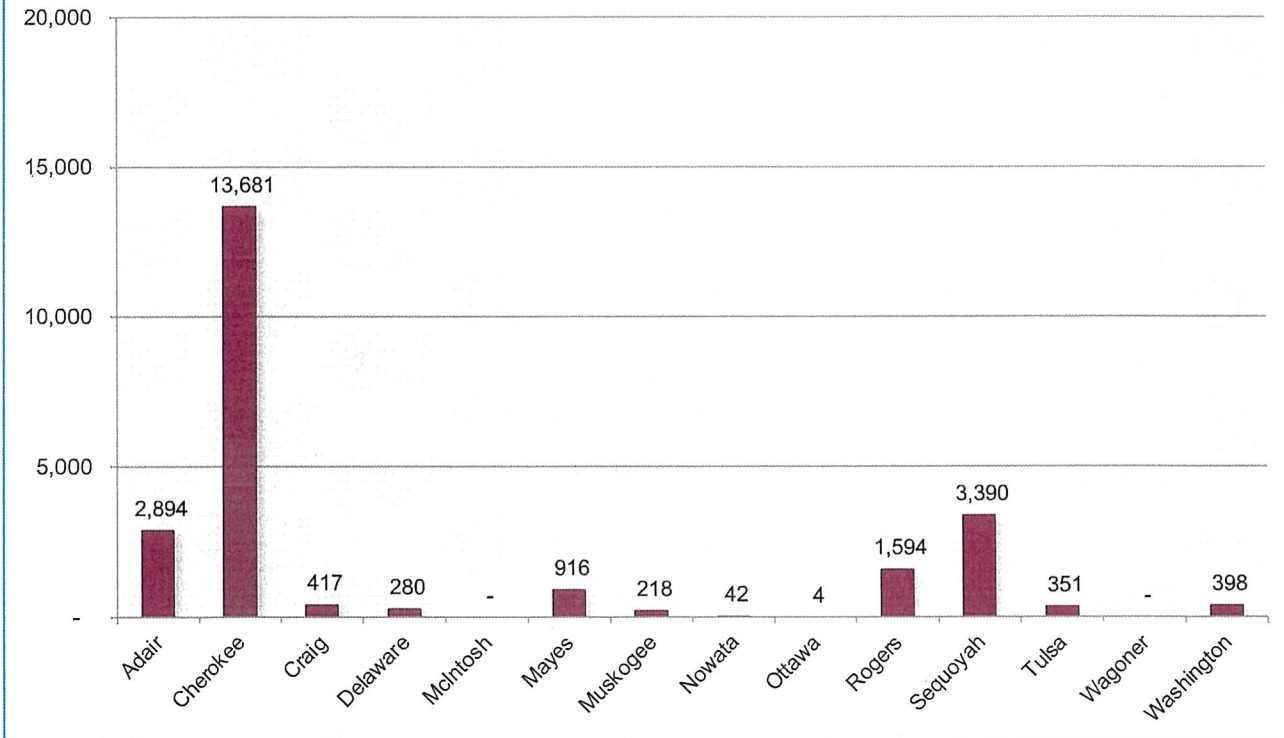
### Individual Demand Response Monthly Ridership - 2021



## Rides by County - Fiscal Year 2022 to Date

10-1-21 through 12-31-21

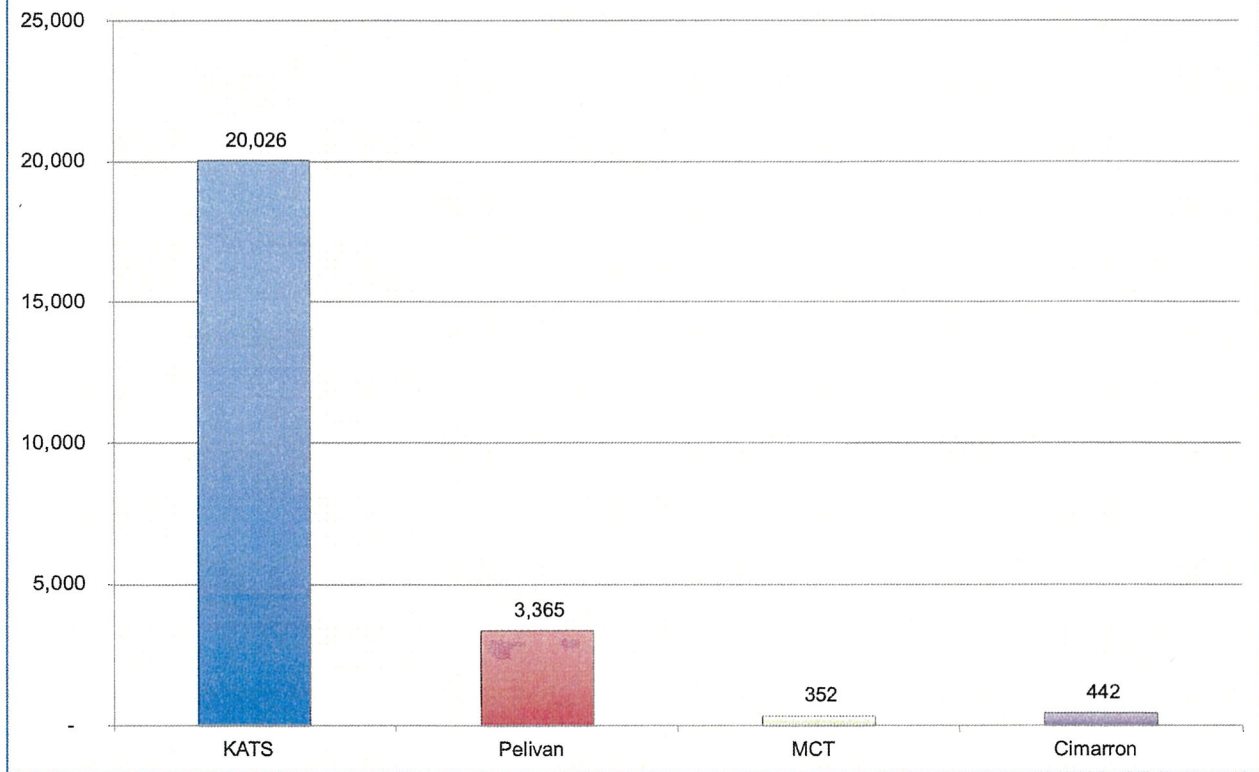
■ Total Rides - 24,185



### Rides by Agency - Fiscal Year 2022 to Date

10-1-21 through 12-31-21

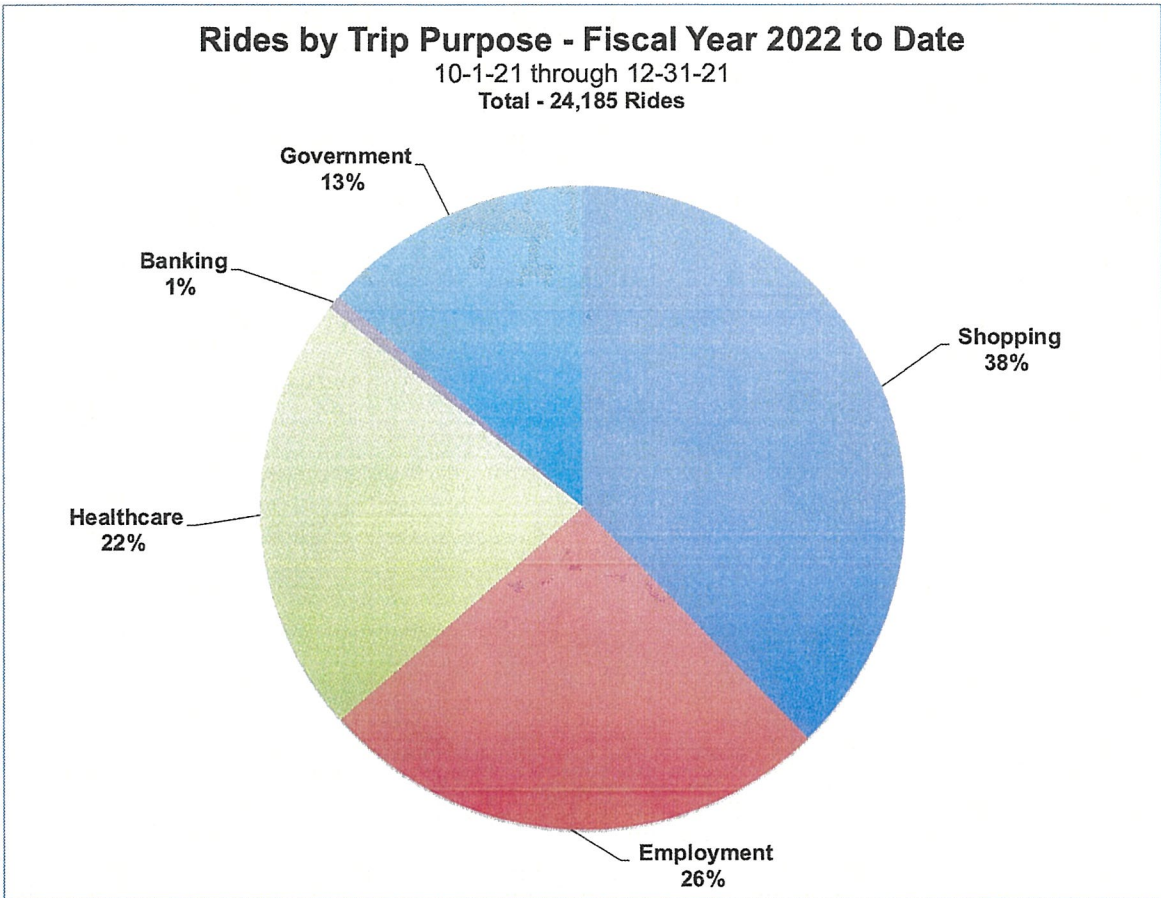
Total - 24,185 Rides



### Rides by Trip Purpose - Fiscal Year 2022 to Date

10-1-21 through 12-31-21

Total - 24,185 Rides



GWYB D&P

CHEROKEE NATION®

CHEROKEE NATION TRIBAL COUNCIL  
COMMUNITY SERVICES COMMITTEE REPORT

Group:	<u>Housing Authority</u>	Month/Year of Report:	<u>Feb-22</u>
Interim Executive Director	<u>Jerri A. Killer</u>	Phone:	<u>918-456-5482</u>

**Public Disclosures:**

As required by 24 CFR Part 1000.30, services provided to Housing Authority of the Cherokee Nation / Cherokee Nation Employees and Employee relatives from funds received pursuant to the Native American Housing Assistance and Self-Determination Act of 1996 (NAHASDA), shall be publicly disclosed.

*The following applicants have been determined eligible for participation.*

**RENTAL PROPERTIES:**

The following employee and/or relatives were approved to receive services for Low Rent Apartment pursuant to guidelines set forth in the Housing Policy as approved by the Principal Chief of the Cherokee Nation and HACN Policy as approved by the Board of Commissioners.

None to report

**HOMEOWNERSHIP:**

The following employee and/or relatives were approved to receive services for Homeownership program pursuant to guidelines set forth in the Housing Policy as approved by the Principal Chief of the Cherokee Nation and HACN Policy as approved by the Board of Commissioners.

None to report

**RENTAL ASSISTANCE/TEMPORARY RENTAL ASSISTANCE/COLLEGE HOUSING:**

The following employee and/or relatives were approved to receive services for Rental Assistance program pursuant to guidelines set forth in the Housing Policy as approved by the Principal Chief of the Cherokee Nation and HACN Policy as approved by the Board of Commissioners.

None to report

**NEW CONSTRUCTION HOMEOWNERSHIP PROGRAM: (Non-NAHASDA Program)**

The following employee and/or relatives were approved to receive services for the New Construction Homeownership program pursuant to guidelines set forth in the HACN Policy as approved by the Board of Commissioners.

None to report

**HOUSING REHABILITATION PROGRAM**

The following employee and/or relatives were approved to receive services from the Housing Rehabilitation program pursuant to guidelines set forth in the HACN Policy as approved by the Board of Commissioners.

None to report



*Keys to a brighter future*

## Announcements

### Board of Commissioners Meeting:

Feb 15 Regular BOC Meeting at 5:30 p.m.

### Office Closures:

### Other Info:

*In response to the Coronavirus Pandemic, HACN continues to operate and perform essential services. Services continue to be offered. All housing assistance programs continue to operate and we encourage citizens to call us with question as entry to our offices is limited.*

All offices and staff of the HACN may be reached through the main office number, regardless of their office location. The local and toll free numbers are:

918-456-5482

800-837-2869

Employee Email is:

[firstname.lastname@hacn.org](mailto:firstname.lastname@hacn.org)

[www.hacn.org](http://www.hacn.org)

**Housing Authority of the Cherokee Nation**  
**Month Ending: December 2021**

**Current Program Participants:**

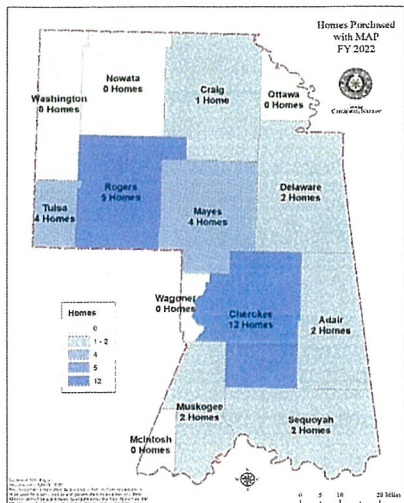
County	Community Shield Insurance	Low Rent Apartments	Rental Assistance			Homeownership		Loans	Totals	
			Rental Assistance (RAP)	Temporary Assistance (TAP)	College Housing Programs	Home-ownership Programs Under Mgmt	New Construction Homes Under Mgmt		Title VI / Other Mortgage Programs	Total Housing Participants
Adair	284	150	83	0	11	92	83	14	717	14%
Cherokee	254	181	415	0	0	177	192	47	1,266	25%
Craig	19	58	22	0	4	8	28	2	141	3%
Delaware	161	114	50	1	13	63	118	24	544	11%
McIntosh	13	0	1	0	0	3	3	0	20	0%
Mayes	124	126	61	0	11	56	59	13	450	9%
Muskogee	60	53	43	0	0	42	54	11	263	5%
Nowata	21	43	12	0	2	10	27	0	115	2%
Ottawa	11	0	3	0	3	6	7	4	34	1%
Rogers	65	60	168	0	12	59	40	38	442	9%
Sequoyah	269	0	173	0	0	108	145	54	749	15%
Tulsa	28	0	92	0	6	25	8	3	162	3%
Wagoner	7	0	5	0	0	51	4	2	69	1%
Washington	22	44	37	0	2	25	11	2	143	3%
<b>Total:</b>	<b>1,338</b>	<b>829</b>	<b>1,165</b>	<b>1</b>	<b>64</b>	<b>725</b>	<b>779</b>	<b>214</b>	<b>5,115</b>	<b>100%</b>
			1,230			1,504		214		

**Current Applications:**

County	Rehab Programs	Rehab Replacement Homes	NAHASDA Home-ownership	Community Shield Insurance	Rental Properties / Apartments	Rental Assistance	New Home Construction	% NHCP	Total Apps	% of Total
Adair	225	0	10	6	141	89	133	9%	604	12%
Cherokee	162	0	4	4	288	296	321	21%	1,075	21%
Craig	44	0	0	1	39	16	46	3%	146	3%
Delaware	129	0	4	3	122	19	206	13%	483	10%
McIntosh	16	0	0	0	0	7	7	0%	30	1%
Mayes	76	0	3	0	79	27	109	7%	294	6%
Muskogee	75	0	0	0	50	94	83	5%	302	6%
Nowata	26	0	10	0	22	13	37	2%	108	2%
Ottawa	17	0	0	0	0	1	26	2%	44	1%
Rogers	55	0	1	1	150	183	140	9%	530	10%
Sequoyah	216	0	15	3	0	316	189	12%	739	15%
Tulsa	54	0	23	3	0	198	167	11%	445	9%
Wagoner	21	0	2	0	0	9	29	2%	61	1%
Washington	30	0	10	0	81	48	34	2%	203	4%
<b>Total:</b>	<b>1,146</b>	<b>0</b>	<b>82</b>	<b>21</b>	<b>972</b>	<b>1,316</b>	<b>1,527</b>	<b>100%</b>	<b>5,064</b>	<b>100%</b>



## Mortgage Assistance Program



8 Families became homeowners in December 2021 through financial counseling and down payment assistance


### MAP Household Averages

Household Income	\$44,762.00
Home Price	\$137,101
Equity Created	16.55%

The Mortgage Assistance Program helps families move toward economic well-being and self-sufficiency while building assets and net worth for the present and the future.

Any resident who needs assistance with completing applications, accessing the internet or obtaining documents such as social security cards or birth certificates may contact the Housing Authority of the Cherokee Nation at 918-456-5482 and ask for the Mortgage Assistance Program Staff.

## Financial Coaching



393 families are in the homebuyers' pipeline, having either completed or are currently active in financial counseling.

YTD, 34 families have finished counseling and obtained a non-predatory mortgage.

Financial Coaching Impact	
Average Debt to Income with Mortgage	31.50%
Reduction in Debt to Income	6.11%
Average Increase in Net Worth	\$24,198.00

Families using MAP to purchase a home must attend a comprehensive homeownership training. To date, in FY22 53 people have attended 16 virtual classes.

Employees and the public have the opportunity to attend financial education classes on topics ranging from creating spending plans to balancing checkbooks. FY22 to date, 6 people have attended 3 community and work based financial education classes.

## iSave Program

iSave is a mechanism for eligible Cherokee citizens to update and rehabilitate the home they own. iSave is a matched savings program in which participants save money over a period of time and the iSave program matches the families' savings to build financial assets. 58 families are actively saving in iSave for home rehabilitation and 8 households have received matching funds to make home repairs or improvements in FY22.

Matching funds can be used for anything that increases the value of the primary residence, for example, a storm shelter, flooring, fencing, sidewalks, major appliance replacement, roofing, plumbing, etc.

Housing Authority of the Cherokee Nation  
 Month Ending: December 2021



# Tribal HUD - VASH

## VA Supportive Housing Program

County	Applications			Assistance	Totals	
	Referrals Received / Applications Processing	Vouchers Issued	Waiting List	Housed Veteran	Total	% of Participants
Adair	0	0	0	0	0	0%
Cherokee	0	0	0	3	3	25%
Craig	0	0	0	0	0	0%
Delaware	0	0	0	1	1	8%
McIntosh	0	0	0	0	0	0%
Mayer	0	0	0	1	1	8%
Muskogee	0	0	0	2	2	17%
Nowata	0	0	0	0	0	0%
Ottawa	0	0	0	0	0	0%
Rogers	1	0	0	2	3	25%
Sequoyah	0	0	0	0	0	0%
Tulsa	0	0	0	1	1	8%
Wagoner	0	0	0	0	0	0%
Washington	0	0	0	1	1	8%
<b>Total:</b>	<b>1</b>	<b>0</b>	<b>0</b>	<b>11</b>	<b>12</b>	<b>100%</b>

**New Construction Homeownership Program  
Development Files Processing**

Month of  
Dec-21

County	Waiting List	Applications		Processing						Construction Under / Ready Const
		App Problem	App Processing	Stg I Prelim Review	Stg II Site Inspect	Problem Files	Stg III Survey Pending	Land Dev	Stg IV Process Closing	
Adair	133	0	2	0	0	0	0	0	9	9
Cherokee	321	0	2	0	0	0	0	0	1	18
Craig	46	0	0	0	0	0	0	0	1	1
Delaware	206	0	1	0	0	0	0	0	0	13
McIntosh	7	0	0	0	0	0	0	0	0	1
Mayes	109	0	0	0	0	0	0	1	0	11
Muskogee	83	0	2	0	0	0	0	0	0	4
Nowata	37	0	0	0	0	0	0	0	1	0
Ottawa	26	0	0	0	0	0	0	0	0	0
Rogers	140	0	0	0	0	0	0	0	1	2
Sequoyah	189	0	4	0	0	0	0	1	2	5
Tulsa	167	0	0	0	0	0	0	0	0	0
Wagoner	29	0	0	0	0	0	0	0	0	4
Washington	34	0	0	0	0	0	0	0	0	0
<b>Total:</b>	<b>1,527</b>	<b>0</b>	<b>11</b>	<b>0</b>	<b>0</b>	<b>0</b>	<b>0</b>	<b>2</b>	<b>15</b>	<b>68</b>
			<b>11</b>				<b>17</b>			<b>68</b>

**STAGE I:**  
Copies of Deed(s), etc.  
Check Floodmaps/Floodplain  
Identify Utility Companies  
Contact for Site Inspection

**STAGE III:**  
Order/Receive Survey  
Order/Receive Perc Test  
Receive Utility Assurance  
Receive Abstract from participant

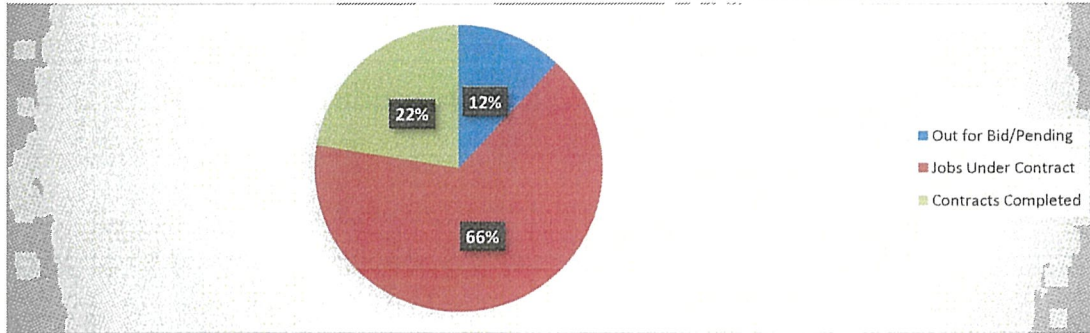
**STAGE II:**  
Visit Site  
Identify/Propose Site Plan  
Identify/Propose Utilities  
Identify/Propose Lateral Field  
Identify/Propose Easement(s)  
Deliver Utility Assurance Letters  
Request Abstract from participant

**STAGE IV:**  
Survey Review / Identify Barriers / Process for Closing

# Housing Rehabilitation Programs - Job Statistics

Month Ending:  
Dec 2021

Out for Bid/Pending	27
Jobs Under Contract	149
Contracts Completed	51



Classification	Monthly Activity	FY22 YTD
Emergency	55	165
NAHASDA Rehab	0	0
Replacement	2	6
Storm Shelters	2	5
HJSCA Tribal Rehab	4	22
HJSCA Tribal Replacement	1	2
BIA - HIP Program	0	2
Protecting Our Vulnerable	2	8
Lead Based Paint	3	10
<b>All Rehab jobs</b>	<b>69</b>	<b>220</b>

Rehab

