

I. Budget Highlights – please refer to Monthly Financial Report

II. Program Highlights for November:

<u>District 1 412 North</u> Information Report (1) Warrants (4) Other Agency Assists (11) Warnings (7) Citations (1) Alcohol/Drug Arrests (4) Trespassing (2) A&B/DV (1) MVA (1) Burglary/Theft/ Larceny (4)	<u>District 2 412 South</u> Information Report (11) Warrants (17) Other agency assists (197) Warnings (71) Citations (61) Burglary/Theft/Larceny (5) Alcohol/Drug Arrests (15) Harassment (3) Runaway (1) Vandalism (1)
--	---

III. Special Operations

Dive (0)
 SWAT (2) Narcotic, HRT
 Task Force Arrest (90)

IV. Accomplishments

Cecelia Muskrat, Kourtney Vann, DV Training for Dispatchers
 Ralph Travis, Crossfit Instructor
 Marshall Green, Brian Catcher, K-9 Training
 Shannon Buhl, Police and Public Safety

V. Security

Security Violations (30)
 Vehicle Assists (22)
 Incident Reports (0)

VI. Federal Facilities

Claremore (3)-EDO
 Hastings (0)

NAHASDA PATROLS:

Dist I: 180
 Dist II: 590
 Total: 770

COUNCIL OF THE CHEROKEE NATION
RULES COMMITTEE REPORT

Group: Election Commission

Month/Year of Report: October 2013

Group Leader:

Phone: 458-5899

E-mail: election-commission@cherokee.org

I. Budget Highlights

- a.) No major expenses for the month
- b.)
- c.)

II. Program Highlights

a.) Balanced Scorecard Measures

- 1. n/a
- 2.
- 3.

b.) Accomplishments

- 1. District 11 Special Election held and Victoria Vazquez certified as winner
- 2. Commissioners attended community meetings and made voter registration and deceased Notification forms available to Cherokee Citizens.
- 3. Relinquished current through 10/31/2013

c.) Future Plans/New Initiatives

- 1. Attend community meetings
- 2. Process voter registration forms and deceased notifications
- 3. Identify election equipment companies
- 4. Election equipment company presentations
- 5. Enhancements of voter registration database.



CHEROKEE NATION TRIBAL COUNCIL RULES COMMITTEE REPORT

Group: Tax Commission **Month/Year of Report:** December, 2013

Group Leader: Sharon Swepston **Phone:** **E-mail:** Sharon-swepston@cherokee.org

I. Budget Highlights

- a.) Please refer to the monthly financial report from Finance.

II. Program Highlights

a.) Motor Vehicle

1. Year to Date Motor Vehicle revenue for FY14 compared to FY13 as of October 31st 2013 & October 31st 2012, had an overall increase of 10.44%.
2. The month to month revenue comparison for October 2012 (FY13) compared to October 2013 (FY14) shows an increase of 10.44%.
3. The detail for all areas of revenue for motor vehicle is shown on the attached graphs.

b.) Revenue and Taxation Division

1. Year to Date Revenue and Taxation (Tobacco) for FY14 compared to FY13 as of October 31st 2013 & October 31st 2012, had an overall increase of 2.11% due to the increase in retail sales tax and alcohol tax.
3. A month to month revenue comparison October 2012 (FY13) compared to October 2013 (FY14) shows a increase of 2.11% due to the increase in retail sales tax and alcohol tax.
3. The detail for all areas of tax is shown on the attached graphs.

c.) Future Plans/New Initiatives

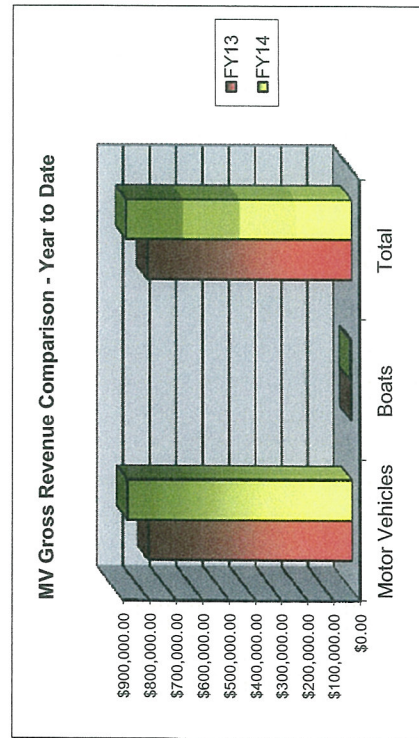
1. The next Tax Commission meeting is scheduled for December 11, 2013 at 4:30 pm in the CNTC Conference room.
2. The Veterans Sales Tax Exemption Cards have been mailed out to all qualified applicants. As of November 27, 2013 we have mailed out 81 Veteran Sales Tax Exemption Cards. CNE has implemented their upgraded system to process the new sales tax exemptions for Cherokee veterans.
3. The first partial tobacco tax rebate pre-payment for Smoke Shops electing to participate in the Gap Fund was paid on November 22, 2013. The next payment is scheduled for the middle of December.
4. The Tahlequah office has one open position that we re-opened and are currently interviewing for. We have opened 13 positions that have been opened for the Tahlequah office in different areas for implementation of the New Compact expanded in jurisdictional area that became effective November 1, 2013.



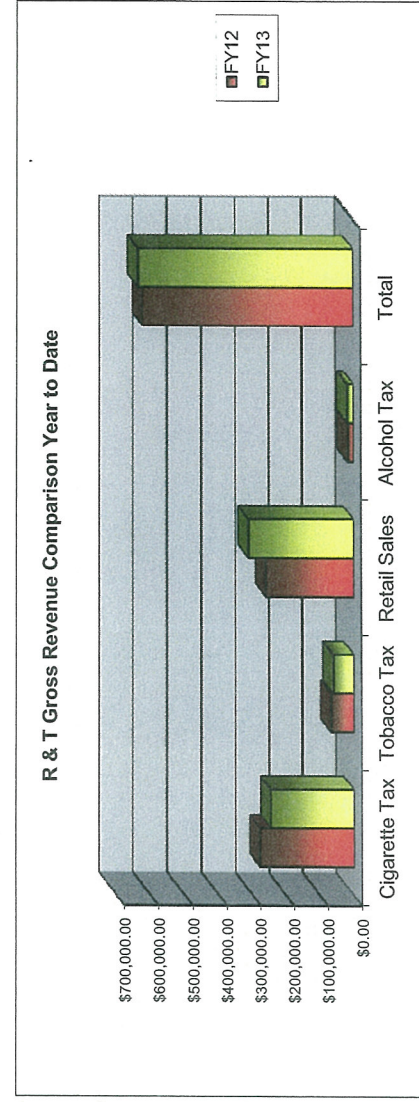
CHEROKEE NATION TAX COMMISSION

OCTOBER, 2013

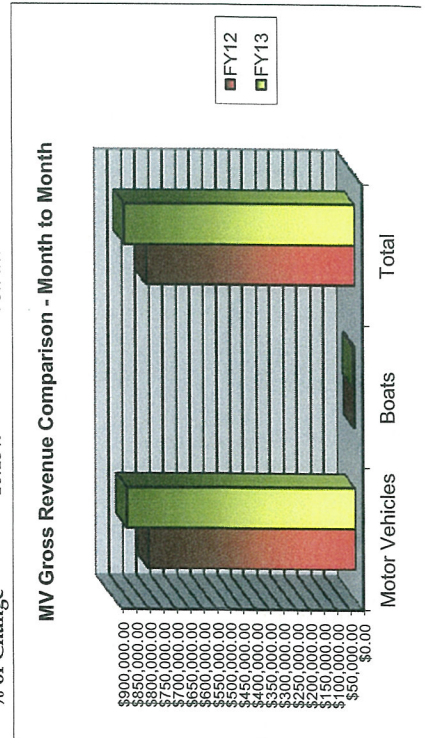
	Motor Vehicles	Boats	Total
FY13	\$772,502.89	\$3,822.37	\$776,325.26
FY14	\$850,753.39	\$6,648.44	\$857,401.83
% of Change	10.13%	73.94%	10.44%



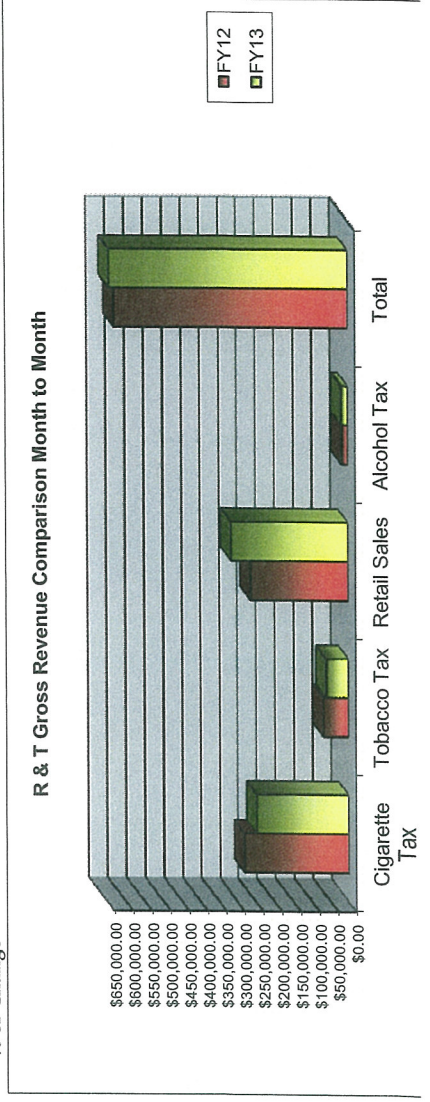
	Cigarette Tax	Tobacco Tax	Retail Sales	Alcohol Tax	Total
FY12	\$278,999.39	\$67,661.25	\$260,120.43	\$17,061.05	\$623,842.12
FY13	\$246,092.92	\$60,773.71	\$312,266.26	\$17,902.92	\$637,035.81
% of Change	-11.79%	-10.18%	20.05%	4.93%	2.11%



	Motor Vehicles	Boats	Total
FY12	\$772,502.89	\$3,822.37	\$776,325.26
FY13	\$850,753.39	\$6,648.44	\$857,401.83
% of Change	10.13%	73.94%	10.44%



	Cigarette Tax	Tobacco Tax	Retail Sales	Alcohol Tax	Total
FY12	\$278,999.39	\$67,661.25	\$260,120.43	\$17,061.05	\$623,842.12
FY13	\$246,092.92	\$60,773.71	\$312,266.26	\$17,902.92	\$637,035.81
% of Change	-11.79%	-10.18%	20.05%	4.93%	2.11%



I. Budget Highlights – please refer to Monthly Financial Report

Description of Budget exceptions: No budget exceptions to report. Government Resources, including Evaluation and Compliance and Self Governance, is operating at approximately 55% staffing.

- Grants Compliance transferred to Finance effective 8/23/2013
- Tanya Johnson, Grants Compliance Manager
- Joy Stines, Assistant

II. Program Highlights

a. In brief:

1. Department of Interior Multi-Year Funding Agreement Negotiations:

Self-Governance staff is in the process of finalizing a new Multi-Year Funding Agreement with the U.S. Department of the Interior. The proposed FA would cover FY2014-FY2018. Most of the outstanding issues regarding the Funding Agreement have been resolved. However, the government shutdown halted negotiations. The Nation will not receive payment until the agreement is executed.

Negotiations have been completed and the draft agreement is undergoing internal review. Negotiations to update the two Office of Special Trustee (OST) MOU's will commence in the near term.

2. Contract Disputes Act Litigation:

Vickie Hanvey and staff are continuing to assist the Cherokee Nation Office of the Attorney General with litigation against the United States Department of Health and Human Services for underpayment of contract support costs claims. Cherokee Nation filed complaints for underpayment of contract support costs for FY 2011 and FY 2012 in the United States District Court for the District of Columbia on October 8, 2013. The case, along with several other Tribes' CSC claims, was assigned to District Judge Rudolph Contreras. Judge Contreras then assigned the cases to Magistrate Judge John Facciola for mediation.

An initial mediation conference occurred before Magistrate Facciola on October 30, 2013 and went very well. Vickie and Clint attended the mediation conference where the Magistrate combined the Nation's CBCA claims (2006-2010) with the 2011, 2012 claims before the court. Therefore, all of our claims get considered together and we jump ahead of other tribes on the CBCA list.

November 14, 2013, the Nation and the Government sent discovery request as part of the mediation process per the court's order of November 4, 2013. As this mediation will cover all pending claims, the document discovery request seeks documents from FY 2005 through FY 2012. The Nation has 30 days to respond, however CN OSG has already previously provided to the Sonosky firm many, if not all, of the documents that the Government has requested.

3. Tribal Interior Budget Council Meeting:

Vickie Hanvey attended the national Tribal Interior Budget Council meeting on November 7th-8th.

4. PL 102-477 Plan Approval Received:

On December 2nd, the Department of Interior Office of Indian Energy and Economic Development notified the Cherokee Nation that its PL 102-477 Plan for FY2014-FY2016 has been fully approved. The Cherokee Nation 477 Plan includes approximately \$10 million in combined Department of Labor Workforce Investment Act and Department of Health and Human Services Child Care Development funding. The recently approved 477 Plan provides the Nation's Career Services department with the continued flexibility to provide job training and child care services that best meet the unique needs of Cherokee citizens living within the fourteen counties.

5. Tribal/Indian Affairs FY 2016 Regional Budget Formulation:

Linda Tatum and Janet Sanders from the BIA Eastern Oklahoma Regional Office visited the Nation on November 19th to begin consultation on the FY 2016 budget priorities of tribes within the Eastern Oklahoma Region. At the beginning of each budget planning cycle, Indian Affairs asks each region for recommendations for designated funding levels. The top priorities of each region are then presented at national Tribal Interior Budget Council meetings. Indian Affairs officials then utilize the recommendations of TIBC members in formulating their budget request to the Department of Interior.

6. Oklahoma City Area Indian Health Service Budget Formulation:

Self Governance and Health Services staff attended the FY 2016 Budget Formulation meeting at the Oklahoma City Area IHS Office on November 21st. IHS OKC Area employees provided budget updates on Contract Health Services, Environmental Health and Engineering, and Contract Support Costs. Additionally, the Area Statistical Officer and Epidemiologist gave a briefing on the IHS OKC Area health profile and performance measures. The primary purpose of the meeting was for tribal representatives to determine and rank the top budget priorities of the OKC Area. The top budget priorities identified for the OKC Area are LNF, Contract Health Services, Contract Support Costs, H&C, and additional funding for Tribal health care in states that have not expanded Medicaid.

7. Public Law 102-477 Administrative Flexibility Workgroup:

Self Governance and Career Services staff continue to participate in the PL 102-477 Administrative Flexibility Workgroup. The Administrative Flexibility Workgroup is a joint Tribal-Federal Workgroup charged with the purpose of finding a solution to Federal insistence that Tribes undergo more burdensome reporting requirements in order to operate under a 477 Plan. Additionally, some Agency officials are advocating that Tribes have less flexibility in the re-allocation and re-budgeting of funds within the parameters of an approved 477 plan. Self Governance staff is working to advocate for the continued flexibility and operation of 477 Programs as was intended by Congress when it passed PL 102-477.

b. ARRA:

Reporting/Training:

1. Reporting to FederalReporting.gov.

- Responded to various emails and comments from agencies regarding reports submitted.

c. ARRA Section 1512 reports completed. See 9/30/2013 ARRA Summary for details.

d. Brief on future plans/any new initiatives

IHS:

1. Funding Allocation Analysis
2. Update of IHS Carryover analysis.
3. Analysis and review of Area and Headquarters funding tables.

4. Review of the IHS CSC Shortfall report data.

DOI:

5. Working with EORO to close grants/contacts out of P638 system.

6. Real Estate Services to be incorporated into TDE project.

7. Update of DOI Carryover analysis.

8. PL102-477: A National workgroup has been assembled to address the reporting and auditing issues raised by HHS. Officials from OMB, DOI, HHS and DOL and tribal representatives continue to meet. Tribes are addressing these issues both administratively and legislatively.

Other SG Participation:

9. TIBC EORO Representative

10. National DOI Tribal Data Management pilot project.

11. National Title VI workgroup to further SG within HHS.

12. National HHS ACF Tribal Advisory Council

13. National Title IV workgroup with DOI SGAC.

14. National DOI CSC workgroup.

15. National DOI Funding Formula Matrix workgroup for SGAC.

16. National DOI Self-Governance 2.0 Workgroup

17. Oklahoma SG Coalition representation of SG issues specific to Oklahoma.



ᑭᑭᑭᑭ ᑤᑭᑭ ᑭᑭᑭᑭᑭᑭ ᑤᑭᑭᑭᑭ
 Cherokee Nation Gaming Commission
 Director's Report
 11 December 2013

2013 COMPACT FEE PAYMENTS

	State	Fair Meadows	OHRC	Sub-Total	YTD
Jan	\$ 871,790.13	\$ 56,504.52	\$ 183,955.27	\$ 1,112,249.92	\$ 1,112,249.92
Feb	\$ 1,200,965.36	\$ 56,254.50	\$ 205,997.05	\$ 1,463,216.91	\$ 2,575,466.83
Mar	\$ 1,414,216.26	\$ 56,454.52	\$ 238,240.88	\$ 1,708,911.66	\$ 4,284,378.49
Apr	\$ 1,187,018.86	\$ 56,537.86	\$ 201,316.59	\$ 1,444,873.31	\$ 5,729,251.80
May	\$ 1,214,004.08	\$ 55,571.11	\$ 205,566.37	\$ 1,475,141.56	\$ 7,204,393.36
June	\$ 1,087,512.96	\$ 56,737.87	\$ 188,787.98	\$ 1,333,038.81	\$ 8,537,432.17
July	\$ 1,170,413.62	\$ 53,704.30	\$ 210,819.32	\$ 1,434,937.24	\$ 9,972,369.41
Aug	\$ 1,072,959.21	\$ 55,587.78	\$ 214,466.87	\$ 1,343,013.86	\$ 11,315,383.27
Sept	\$ 1,145,478.65	\$ 55,904.47	\$ 192,863.88	\$ 1,394,247.00	\$ 12,709,630.27
Oct	\$ 1,170,224.58	\$ 56,037.82	\$ 208,127.23	\$ 1,434,389.63	\$ 14,144,019.90
Nov	\$ -	\$ -	\$ -	\$ -	\$ 14,144,019.90
Dec	\$ -	\$ -	\$ -	\$ -	\$ 14,144,019.90
YTD Adj.	\$ -	\$ -	\$ -	\$ -	\$ 14,144,019.90
	\$ 11,534,583.71	\$ 559,294.75	\$ 2,050,141.44	\$ 14,144,019.90	

\$35,000 Annual Oversight Fee Paid in June

NIGC Fee Payments	
March	\$ 73,629.60
June	\$ 64,451.09
September	\$ 69,040.34
December	\$ -
TOTAL	\$ 207,121.03

Total Compact & NIGC Fee Payments	\$ 14,351,140.93
--	-------------------------

COMPACT FEE PAYMENT SUMMARY

	State	Fair Meadows	OHRC	Sub-Total	LTD
2005	\$ 2,948,594.00	\$ 500,040.00	\$ 1,478,858.36	\$ 4,927,492.36	\$ 4,927,492.36
2006	\$ 7,629,889.06	\$ 1,788,222.63	\$ 7,238,117.75	\$ 16,656,229.44	\$ 21,583,721.80
2007	\$ 11,472,065.73	\$ 962,047.93	\$ 4,573,604.66	\$ 17,007,718.32	\$ 38,591,440.12
2008	\$ 11,656,274.15	\$ 765,407.17	\$ 3,457,394.08	\$ 15,879,075.40	\$ 54,470,515.52
2009	\$ 12,258,076.70	\$ 749,466.52	\$ 2,393,709.96	\$ 15,401,253.18	\$ 69,871,768.70
2010	\$ 12,530,548.89	\$ 654,902.38	\$ 2,245,073.51	\$ 15,430,524.78	\$ 85,302,293.48
2011	\$ 12,842,971.99	\$ 624,666.63	\$ 2,263,371.18	\$ 15,731,009.80	\$ 101,033,303.28
2012	\$ 13,191,133.21	\$ 635,500.83	\$ 2,429,283.07	\$ 16,255,917.11	\$ 117,289,220.39
2013	\$ 11,534,583.71	\$ 559,294.75	\$ 2,050,141.44	\$ 14,144,019.90	\$ 131,433,240.29
	\$ 96,064,137.44	\$ 7,239,548.84	\$ 28,129,554.01	\$ 131,433,240.29	

LICENSING SUMMARY

Location	Key Employee	PMO	Operational	Total
Roland	150	91	56	297
Ramona	97	39	38	174
Catoosa	934	328	534	1,796
Catoosa - SS	6	2	-	8
WSS	389	160	228	777
Tahlequah	138	64	45	247
Sallisaw	71	35	25	131
Ft. Gibson	93	31	32	156
WRD	74	29	32	135
Corporate	105	134	3	242
CNGC	-	56	-	56
Toby Keith	-	-	83	83
CN Day Worker	-	-	64	64
TOTALS	2,057	969	1,140	4,166

VENDOR LICENSES

Entity	Class A	Class B	Class C	Exempt	Total
Companies	84	96	-	40	220
Individuals	641	288	-	-	929

GAMING MACHINES

Vendor	Catoosa	Cat SS	Ft. Gibson	Ramona	Roland	Sallisaw	Tahl.	WSS	WRD	Totals
CLASS II										
AGS	14	-	-	-	-	-	8	-	-	22
VGT	952	52	273	266	185	104	176	583	-	2,591
WMS	35	-	-	-	25	-	20	70	-	150
Sub-Total	1,001	52	273	266	210	104	204	653	-	2,763
COMPACT										
AGS	10	-	4	10	-	-	-	-	-	24
Ainsworth	8	-	6	8	-	-	8	12	-	42
Aristocrat	76	10	8	12	11	6	4	50	-	177
Aruze	12	-	12	6	-	-	-	6	-	36
Bally	294	6	32	61	73	27	30	149	38	710
IGT	569	5	75	52	146	88	114	391	84	1,524
Konami	81	-	16	32	16	12	16	72	-	245
Multimedia	52	-	14	10	4	-	10	41	-	131
Nova	12	-	-	-	-	-	8	-	-	20
Spielo	9	-	5	8	-	-	8	12	-	42
TableMax	-	-	-	-	-	-	-	-	-	-
VGT	-	-	-	-	-	-	-	11	100	111
WMS	241	9	55	26	38	29	11	116	28	553
Sub-Total	1,364	30	227	225	288	162	209	860	250	3,615
Total	2,365	82	500	491	498	266	413	1,513	250	6,378
Class II	1,001	52	273	266	210	104	204	653	-	2,763
% of floor	42.33%	63.41%	54.60%	54.18%	42.17%	39.10%	49.39%	43.16%	0.00%	43.32%
Compact	1,364	30	227	225	288	162	209	860	250	3,615
% of floor	57.67%	36.59%	45.40%	45.82%	57.83%	60.90%	50.61%	56.84%	100.00%	56.68%
TOTAL	2,365	83	501	492	498	266	413	1,513	250	6,378

CARD / TABLE GAMES

Table Games				
Game	Catoosa	Roland	WSS	Total
Poker	12	7	8	27
3 Card Poker	1	-	-	1
Prog. 3 Card Poker	2	1	1	4
Ult. Texas Hold'em	3	-	-	3
Prog. UTH	2	1	2	5
Blackjack	17	2	10	29
21+3	3	2	3	8
Roulette	3	-	2	5
Craps	1	-	-	1
House Money	-	-	2	2
Total	44	13	28	85