

Committee: Community Service Committee
Date Received: 05/30/23 Committee Date: 06/19/23

Author: Erna Reeves
Sponsor: Mike Shambaugh, Daryl Legg, E.O. Smith, Dora Patzkowski, Rex Jordan, Victoria Vazquez, Keith Austin

RESOLUTION NO. 19-23

COUNCIL OF THE CHEROKEE NATION

A RESOLUTION APPROVING AND AUTHORIZING THE SUBMISSION OF THE FISCAL YEAR 2024 INDIAN HOUSING PLAN TO THE U.S. DEPARTMENT OF HOUSING AND URBAN DEVELOPMENT

WHEREAS, the Cherokee Nation since time immemorial has exercised the sovereign rights of self-government in behalf of the Cherokee people;

WHEREAS, the Cherokee Nation is a federally recognized Indian Nation with a historic and continual government to government relationship with the United States of America;

WHEREAS, the Native American Housing Assistance and Self-Determination Act of 1996 (NAHASDA) requires tribes to submit a one-year plan to access annual Indian Housing Block Grant funding amounts;

WHEREAS, the Indian Housing plan must be in a format prescribed by the United States Department of Housing and Urban Development;

WHEREAS, the proposed 2024 Indian Housing Plan is attached and is based on an estimated amount provided by the federal government according to a formula that considers housing conditions, population, and income levels for families within Cherokee Nation's Reservation area;


WHEREAS, the proposed 2024 Indian Housing Plan meets the Cherokee Nation priorities and fulfills HUD requirements for approval.


BE IT RESOLVED BY THE CHEROKEE NATION, that the attached Indian Housing Plan is approved as the Cherokee Nation's Fiscal Year 2024 Indian Housing Plan and shall be submitted to the United States Department of Housing and Urban Development by the Housing Authority of the Cherokee Nation;

BE IT FURTHER RESOLVED BY THE CHEROKEE NATION, that should the Department of Housing and Urban Development require changes upon its review of the submitted plan, and these changes do not reflect substantial or material modifications as determined by the Housing Authority Executive Director or Deputy Executive Director, then the changes, additions, deletions, and/or modifications may be made and returned to HUD for further consideration without further Council attention.


CERTIFICATION


The foregoing resolution was adopted by the Council of the Cherokee Nation at a duly called meeting on the 19th day of June, 2023, having 19 members present, constituting a quorum, by the vote of 19 yea; 0 nay; 0 abstaining.


Mike Shambaugh, Speaker
Council of the Cherokee Nation

ATTEST:

Dora Patzkowski, Secretary
Council of the Cherokee Nation

Approved and signed by the Principal Chief this 22 day of June 2023.


Chuck Hoskin, Jr., Principal Chief
Cherokee Nation

ATTEST:

Tina Glory Jordan, Secretary of State
Cherokee Nation



Energy and Performance Information Center (EPIC)

Grant Number: **55-IT-40-05780**
 Report: **IHP Report for 2024**
 First Submitted On:
 Last Submitted On:

OMB CONTROL NUMBER: 2577-0218
 EXPIRATION DATE: 07/31/2025

Cover Page

Grant Information:

Grant Number	55-IT-40-05780
Recipient Program Year	10/01/2023-09/30/2024
Federal Fiscal Year	2024
Initial Indian Housing Plan (IHP):	Yes
Amended Plan	
Annual Performance Report (APR):	
Amended Plan	
Tribe:	Yes
TDHE:	

Recipient Information:

Name of the Recipient	CHEROKEE NATION
Contact Person	Erna F. Reeves
Telephone Number with Area Code	918-456-5482
Mailing Address	PO Box 948
City	Tahlequah
State	OK
Zip	74465
Fax Number with Area Code	918-458-5018
Email Address	erna.reeves@hacn.org

TDHE/Tribe Information:

Tax Identification Number	730757033
DUNS Number	077345494
CCR/SAM Expiration Date	1/19/2024

Planned Grant-Based Budget for Eligible Programs:

IHBG Fiscal Year Formula Amount	\$37,119,015.00
---------------------------------	-----------------

Housing Needs

Type of Need (A)	Low-Income Indian Families (B)	All Indian Families (C)
Overcrowded Households	<input checked="" type="checkbox"/>	<input type="checkbox"/>

Renters Who Wish to Become Owners	<input checked="" type="checkbox"/>	<input checked="" type="checkbox"/>
Substandard Units Needing Rehabilitation	<input checked="" type="checkbox"/>	<input checked="" type="checkbox"/>
Homeless Households	<input checked="" type="checkbox"/>	<input type="checkbox"/>
Households Needing Affordable Rental Units	<input checked="" type="checkbox"/>	<input checked="" type="checkbox"/>
College Student Housing	<input checked="" type="checkbox"/>	<input type="checkbox"/>
Disabled Households Needing Accessibility	<input checked="" type="checkbox"/>	<input checked="" type="checkbox"/>
Units Needing Energy Efficiency Upgrades	<input checked="" type="checkbox"/>	<input type="checkbox"/>
Infrastructure to Support Housing	<input checked="" type="checkbox"/>	<input checked="" type="checkbox"/>
Other (specify below)	<input type="checkbox"/>	<input type="checkbox"/>
Planned Program Benefits	The Cherokee Nation offers a wide range of housing assistance and services. Families demonstrating the ability to become homebuyers are provided mortgage assistance and homebuyer counseling. Rental assistance, rental apartments, and homeless assistance target lower income families. The Rehab program addresses overcrowding, substandard units, and handicap needs. The Housing Authority also offers assistance to homeless veterans through the HUD-VASH Program.	
Geographic Distribution	All programs are made available to citizens throughout the Cherokee Nation reservation. Participants are selected from waiting list according to the time and date of their application.	

Programs

3552800 : HUD-VASH Supportive Housing

Program Name:	HUD-VASH Supportive Housing	
Unique Identifier:	3552800	
Program Description (continued)	Provide rental assistance for qualifying Native American veterans	
Eligible Activity Number	(17) Tenant Based Rental Assistance [202(3)]	
Intended Outcome Number	(5) Address homelessness	
APR: Actual Outcome Number	This information is only completed for an APR.	
Who Will Be Assisted	Native American veterans who are homeless or are at risk of becoming homeless, whose incomes do not exceed 80% of the median income, and who are referred to the Housing Authority by the local Veteran's Affairs Medical Center.	
Types and Level of Assistance	The program will provide monthly rental subsidy to qualifying families based on fair market rents to ensure that the participant's rent does not exceed 30% of their monthly adjusted income.	
APR : Describe Accomplishments	This information is only completed for an APR.	
Planned and Actual Outputs for 12-Month Program Year	<p style="text-align: center;">Planned</p> <p>Number of Households to be served in Year</p> <p style="text-align: center;">20</p>	<p style="text-align: center;">APR - Actual</p> <p>This information is only completed for an APR.</p>
APR: If the program is behind schedule, explain why	This information is only completed for an APR.	

Uses of Funding:

The Uses of Funding table information can be entered here for each individual program or can be entered for all programs within Section 5(b): Uses of Funding. Changes to data on either page location will update in both Section 3: Program Descriptions and Section 5(b): Uses of Funding accordingly.

Prior and current year IHBG (only) funds to be expended in 12-month program year (L)

Total all other funds to be expended in 12-month program year (M)

Total funds to be expended in 12-month program year (N=L+M)

\$0.00

\$165,350.00

\$165,350.00

3564007 : Construct Rental Housing - Mige Glory

Program Name:	Construct Rental Housing - Mige Glory	
Unique Identifier:	3564007	
Program Description (continued)	Construct 7 rental units at the Mige Glory Addition in Tahlequah, OK utilizing program income. This is in partnership with the Department of Defense's Innovative Readiness Program. Members from various branches of the military will provide the labor to construct these homes.	
Eligible Activity Number	(4) Construction of Rental Housing [202(2)]	
Intended Outcome Number	(7) Create new affordable rental units	
APR: Actual Outcome Number	This information is only completed for an APR.	
Who Will Be Assisted	Native American veterans with incomes at or below 80% of the national median income.	
Types and Level of Assistance	Provide rental units for qualifying veterans, with payments based on income.	
APR : Describe Accomplishments	This information is only completed for an APR.	
Planned and Actual Outputs for 12-Month Program Year	Planned	APR - Actual
	Number of Units 7 to be Completed in Year	This information is only completed for an APR.
APR: If the program is behind schedule, explain why	This information is only completed for an APR.	

Uses of Funding:

The Uses of Funding table information can be entered here for each individual program or can be entered for all programs within Section 5(b): Uses of Funding. Changes to data on either page location will update in both Section 3: Program Descriptions and Section 5(b): Uses of Funding accordingly.

Prior and current year IHBG (only) funds to be expended in 12-month program year (L)	Total all other funds to be expended in 12-month program year (M)	Total funds to be expended in 12-month program year (N=L+M)
\$0.00	\$500,000.00	\$500,000.00

3564025 : Operating New Construction Program

Program Name:	Operating New Construction Program	
Unique Identifier:	3564025	
Program Description (continued)	Utilize program income for operation of the new construction program. In addition, utilize homebuyer payments in new construction to pay bank notes. This is basically a pass through of program income as we are subsidizing new construction units with either program income or IHBG funds.	
Eligible Activity Number	(15) Other Homebuyer Assistance Activities [202(2)]	
Intended Outcome Number	(2) Assist renters to become homeowners	
APR: Actual Outcome Number	This information is only completed for an APR.	
Who Will Be Assisted	Native American families whose income exceeds 80% of the national median.	
Types and Level of Assistance	Operating expenses such as salaries and overhead for the new construction department. Collect homebuyer payments and pay our monthly payments to the lender.	
APR : Describe Accomplishments	This information is only completed for an APR.	
Planned and Actual Outputs for 12-Month Program Year	Planned	APR - Actual

	Number of Units to be Completed in Year	820	This information is only completed for an APR.
APR: If the program is behind schedule, explain why	This information is only completed for an APR.		

Uses of Funding:

The Uses of Funding table information can be entered here for each individual program or can be entered for all programs within Section 5(b): Uses of Funding. Changes to data on either page location will update in both Section 3: Program Descriptions and Section 5(b): Uses of Funding accordingly.

Prior and current year IHBG (only) funds to be expended in 12-month program year (L)	Total all other funds to be expended in 12-month program year (M)	Total funds to be expended in 12-month program year (N=L+M)
\$0.00	\$5,400,000.00	\$5,400,000.00

3564029 : Mortgage Assistance Program for Non-Low Income Families

Program Name:	Mortgage Assistance Program for Non-Low Income Families	
Unique Identifier:	3564029	
Program Description (continued)	Provide down payment and closing costs for families with incomes at 80-100% of the national median and families over 100% of median, with HUD approval.	
Eligible Activity Number	(13) Down Payment/Closing Cost Assistance [202(2)]	
Intended Outcome Number	(2) Assist renters to become homeowners	
APR: Actual Outcome Number	This information is only completed for an APR.	
Who Will Be Assisted	Families who were low income at the time they entered the MAP program, but after the self-sufficiency counseling period had income that exceeded 80% of the national median.	
Types and Level of Assistance	MAP provides up to \$20,000 in down payment and closing costs. This activity will use program income to cover the amounts that are not allowable under 24 CFR 1000.110(d)(2) when a family is not low income at the time assistance is provided to ensure they receive the full benefit.	
APR : Describe Accomplishments	This information is only completed for an APR.	
Planned and Actual Outputs for 12-Month Program Year	<p style="text-align: center;">Planned</p> <p>Number of Units to be Completed in Year</p> <p style="text-align: center;">5</p>	<p style="text-align: center;">APR - Actual</p> <p>This information is only completed for an APR.</p>
APR: If the program is behind schedule, explain why	This information is only completed for an APR.	

Uses of Funding:

The Uses of Funding table information can be entered here for each individual program or can be entered for all programs within Section 5(b): Uses of Funding. Changes to data on either page location will update in both Section 3: Program Descriptions and Section 5(b): Uses of Funding accordingly.

Prior and current year IHBG (only) funds to be expended in 12-month program year (L)	Total all other funds to be expended in 12-month program year (M)	Total funds to be expended in 12-month program year (N=L+M)
\$0.00	\$250,000.00	\$250,000.00

3564030 : Minor Emergency Repair

Program Name:	Minor Emergency Repair
Unique Identifier:	3564030
Program Description (continued)	Providing housing assistance and handicap accessibility in emergency situations when IHBG funding cannot be

	used for various reasons.						
Eligible Activity Number	(16) Rehabilitation Assistance to Existing Homeowners [202(2)]						
Intended Outcome Number	(9) Provide accessibility for disabled/elderly persons						
APR: Actual Outcome Number	This information is only completed for an APR.						
Who Will Be Assisted	Low income Cherokee families facing emergency situations, such as no water, heat, or electricity; handicap ramps or accessibility; those who do not qualify for assistance under IHBG programs.						
Types and Level of Assistance	Assistance will not exceed \$20,000 in accordance with our minor repair policy.						
APR : Describe Accomplishments	This information is only completed for an APR.						
Planned and Actual Outputs for 12-Month Program Year	<table border="1"> <thead> <tr> <th></th> <th>Planned</th> <th>APR - Actual</th> </tr> </thead> <tbody> <tr> <td>Number of Units to be Completed in Year</td> <td>38</td> <td>This information is only completed for an APR.</td> </tr> </tbody> </table>		Planned	APR - Actual	Number of Units to be Completed in Year	38	This information is only completed for an APR.
	Planned	APR - Actual					
Number of Units to be Completed in Year	38	This information is only completed for an APR.					
APR: If the program is behind schedule, explain why	This information is only completed for an APR.						

Uses of Funding:

The Uses of Funding table information can be entered here for each individual program or can be entered for all programs within Section 5(b): Uses of Funding. Changes to data on either page location will update in both Section 3: Program Descriptions and Section 5(b): Uses of Funding accordingly.

Prior and current year IHBG (only) funds to be expended in 12-month program year (L)	Total all other funds to be expended in 12-month program year (M)	Total funds to be expended in 12-month program year (N=L+M)
\$0.00	\$387,735.00	\$387,735.00

3564043 : Tribal Emergency Program

Program Name:	Tribal Emergency Program						
Unique Identifier:	3564043						
Program Description (continued)	Using the Cherokee Nation's IHBG program income to address elder tribal emergencies, driveway repairs, storm shelters, and weatherization. The program may also assist families that do not qualify for other HACN programs.						
Eligible Activity Number	(16) Rehabilitation Assistance to Existing Homeowners [202(2)]						
Intended Outcome Number	(3) Improve quality of substandard units						
APR: Actual Outcome Number	This information is only completed for an APR.						
Who Will Be Assisted	This program serves elderly, disabled, handicapped, and income eligible Cherokee families to keep the home accessible and in decent, safe, and sanitary condition.						
Types and Level of Assistance	Assistance will vary but will not exceed our minor repair limit of \$20,000.						
APR : Describe Accomplishments	This information is only completed for an APR.						
Planned and Actual Outputs for 12-Month Program Year	<table border="1"> <thead> <tr> <th></th> <th>Planned</th> <th>APR - Actual</th> </tr> </thead> <tbody> <tr> <td>Number of Units to be Completed in Year</td> <td>50</td> <td>This information is only completed for an APR.</td> </tr> </tbody> </table>		Planned	APR - Actual	Number of Units to be Completed in Year	50	This information is only completed for an APR.
	Planned	APR - Actual					
Number of Units to be Completed in Year	50	This information is only completed for an APR.					
APR: If the program is behind schedule, explain why	This information is only completed for an APR.						

Uses of Funding:

The Uses of Funding table information can be entered here for each individual program or can be entered for all programs within Section 5(b): Uses of Funding. Changes to data on either page location will update in both Section 3: Program Descriptions and Section 5(b): Uses of Funding accordingly.

Prior and current year IHBG (only) funds to be expended in 12-month program	Total all other funds to be expended in 12-month	Total funds to be expended in 12-month
---	--	--

year (L)	program year (M)	program year (N=L+M)
\$0.00	\$880,000.00	\$880,000.00

3564058 : Home Energy Audits/Indoor Air Quality Assessments

Program Name:	Home Energy Audits/Indoor Air Quality Assessments	
Unique Identifier:	3564058	
Program Description (continued)	The program works to improve the overall health of the indoor environment by assessing indoor air quality, lead-based paint, radon, asbestos, and weatherization. Assessments are performed in the home along with education and recommendations for the homeowner/requesting party.	
Eligible Activity Number	(18) Other Housing Service [202(3)]	
Intended Outcome Number	(10) Improve energy efficiency	
APR: Actual Outcome Number	This information is only completed for an APR.	
Who Will Be Assisted	Native American families with incomes at or below 80% of the national median income that reside within the reservation boundary.	
Types and Level of Assistance	Conduct energy audits and perform indoor air quality assessments. Upon completing these tasks, a report with the findings and recommendations on how to address any issues will be completed and forwarded to the participant. If warranted, a follow-up inspection can be performed to determine the effectiveness of the participants actions.	
APR : Describe Accomplishments	This information is only completed for an APR.	
Planned and Actual Outputs for 12-Month Program Year	Planned	APR - Actual
	Number of Households to be served in Year	150 This information is only completed for an APR.
APR: If the program is behind schedule, explain why	This information is only completed for an APR.	

Uses of Funding:

The Uses of Funding table information can be entered here for each individual program or can be entered for all programs within Section 5(b): Uses of Funding. Changes to data on either page location will update in both Section 3: Program Descriptions and Section 5(b): Uses of Funding accordingly.

Prior and current year IHBG (only) funds to be expended in 12-month program year (L)	Total all other funds to be expended in 12-month program year (M)	Total funds to be expended in 12-month program year (N=L+M)
\$0.00	\$199,255.00	\$199,255.00

3566000 : Low Rent Modernization

Program Name:	Low Rent Modernization	
Unique Identifier:	3566000	
Program Description (continued)	Modernization and repair of Low Rent Units	
Eligible Activity Number	(1) Modernization of 1937 Act Housing [202(1)]	
Intended Outcome Number	(3) Improve quality of substandard units	
APR: Actual Outcome Number	This information is only completed for an APR.	
Who Will Be Assisted	Native American Families with incomes at or below 80% of the National Median Income.	
Types and Level of Assistance	Perform modernization or repairs to 1937 Act Low Rent units, as needed, to ensure properties remain in good condition.	
APR : Describe Accomplishments	This information is only completed for an APR.	

Planned and Actual Outputs for 12-Month Program Year	Planned Number of Units 200 to be Completed in Year	APR - Actual This information is only completed for an APR.
APR: If the program is behind schedule, explain why	This information is only completed for an APR.	

Uses of Funding:

The Uses of Funding table information can be entered here for each individual program or can be entered for all programs within Section 5(b): Uses of Funding. Changes to data on either page location will update in both Section 3: Program Descriptions and Section 5(b): Uses of Funding accordingly.

Prior and current year IHBG (only) funds to be expended in 12-month program year (L)	Total all other funds to be expended in 12-month program year (M)	Total funds to be expended in 12-month program year (N=L+M)
\$1,970,908.00	\$0.00	\$1,970,908.00

3566001 : Homeownership Modernization

Program Name:	Homeownership Modernization	
Unique Identifier:	3566001	
Program Description (continued)	Modernize Mutual-Help units under the Housing Authority of Cherokee Nation's management.	
Eligible Activity Number	(1) Modernization of 1937 Act Housing [202(1)]	
Intended Outcome Number	(3) Improve quality of substandard units	
APR: Actual Outcome Number	This information is only completed for an APR.	
Who Will Be Assisted	Mutual-Help tenants	
Types and Level of Assistance	Minor or substantial rehab to ensure the units are decent, safe, and sanitary	
APR : Describe Accomplishments	This information is only completed for an APR.	
Planned and Actual Outputs for 12-Month Program Year	Planned Number of Units 35 to be Completed in Year	APR - Actual This information is only completed for an APR.
APR: If the program is behind schedule, explain why	This information is only completed for an APR.	

Uses of Funding:

The Uses of Funding table information can be entered here for each individual program or can be entered for all programs within Section 5(b): Uses of Funding. Changes to data on either page location will update in both Section 3: Program Descriptions and Section 5(b): Uses of Funding accordingly.

Prior and current year IHBG (only) funds to be expended in 12-month program year (L)	Total all other funds to be expended in 12-month program year (M)	Total funds to be expended in 12-month program year (N=L+M)
\$600,000.00	\$0.00	\$600,000.00

3566003 : Low Rent Operations

Program Name:	Low Rent Operations
Unique Identifier:	3566003
Program Description (continued)	Operation of the 1937 Act Low Rent Program
Eligible Activity Number	(2) Operation of 1937 Act Housing [202(1)]
Intended Outcome Number	(6) Assist affordable housing for low income households
APR: Actual Outcome Number	This information is only completed for an APR.
Who Will Be Assisted	Native American families with incomes at or below 80% of the National Median Income.

Types and Level of Assistance	Expenses associated with operation and maintenance of the Low Rent program	
APR : Describe Accomplishments	This information is only completed for an APR.	
Planned and Actual Outputs for 12-Month Program Year	Planned	APR - Actual
	Number of Units to be Completed in Year	This information is only completed for an APR.
	944	
APR: If the program is behind schedule, explain why	This information is only completed for an APR.	

Uses of Funding:

The Uses of Funding table information can be entered here for each individual program or can be entered for all programs within Section 5(b): Uses of Funding. Changes to data on either page location will update in both Section 3: Program Descriptions and Section 5(b): Uses of Funding accordingly.

Prior and current year IHBG (only) funds to be expended in 12-month program year (L)	Total all other funds to be expended in 12-month program year (M)	Total funds to be expended in 12-month program year (N=L+M)
\$3,500,000.00	\$0.00	\$3,500,000.00

3566005 : Rent to Own Modernization

Program Name:	Rent to Own Modernization	
Unique Identifier:	3566005	
Program Description (continued)	Modernization or renovation of homeownership units in HACN rent to own programs	
Eligible Activity Number	(5) Rehabilitation of Rental Housing [202(2)]	
Intended Outcome Number	(3) Improve quality of substandard units	
APR: Actual Outcome Number	This information is only completed for an APR.	
Who Will Be Assisted	Native American families with incomes at or below 80% of the national median income.	
Types and Level of Assistance	Expenses related to the cost of modernization and rehabilitation of homes in HACN's rent to own housing programs.	
APR : Describe Accomplishments	This information is only completed for an APR.	
Planned and Actual Outputs for 12-Month Program Year	Planned	APR - Actual
	Number of Units to be Completed in Year	This information is only completed for an APR.
	4	
APR: If the program is behind schedule, explain why	This information is only completed for an APR.	

Uses of Funding:

The Uses of Funding table information can be entered here for each individual program or can be entered for all programs within Section 5(b): Uses of Funding. Changes to data on either page location will update in both Section 3: Program Descriptions and Section 5(b): Uses of Funding accordingly.

Prior and current year IHBG (only) funds to be expended in 12-month program year (L)	Total all other funds to be expended in 12-month program year (M)	Total funds to be expended in 12-month program year (N=L+M)
\$23,965.00	\$350,000.00	\$373,965.00

3566007 : Construct Rental Housing - Birdtail

Program Name:	Construct Rental Housing - Birdtail	
Unique Identifier:	3566007	
Program Description (continued)	Rebuilding of 16 Low Rents on Birdtail Addition (45-02). Demolition completed in 2021 program year. Infrastructure	

	will also be part of this project.						
Eligible Activity Number	(4) Construction of Rental Housing [202(2)]						
Intended Outcome Number	(7) Create new affordable rental units						
APR: Actual Outcome Number	This information is only completed for an APR.						
Who Will Be Assisted	Native American families with incomes at or below 80% of the national median income.						
Types and Level of Assistance	New rental units will be constructed on the Birdtail project site; original units have been demolished. Housing Authority of the Cherokee Nation requested a one-year extension, which was granted.						
APR : Describe Accomplishments	This information is only completed for an APR.						
Planned and Actual Outputs for 12-Month Program Year	<table border="1"> <thead> <tr> <th></th> <th>Planned</th> <th>APR - Actual</th> </tr> </thead> <tbody> <tr> <td>Number of Units to be Completed in Year</td> <td>16</td> <td>This information is only completed for an APR.</td> </tr> </tbody> </table>		Planned	APR - Actual	Number of Units to be Completed in Year	16	This information is only completed for an APR.
	Planned	APR - Actual					
Number of Units to be Completed in Year	16	This information is only completed for an APR.					
APR: If the program is behind schedule, explain why	This information is only completed for an APR.						

Uses of Funding:

The Uses of Funding table information can be entered here for each individual program or can be entered for all programs within Section 5(b): Uses of Funding. Changes to data on either page location will update in both Section 3: Program Descriptions and Section 5(b): Uses of Funding accordingly.

Prior and current year IHBG (only) funds to be expended in 12-month program year (L)	Total all other funds to be expended in 12-month program year (M)	Total funds to be expended in 12-month program year (N=L+M)
\$1,500,000.00	\$0.00	\$1,500,000.00

3566009 : Vinita Rentals

Program Name:	Vinita Rentals						
Unique Identifier:	3566009						
Program Description (continued)	Development of low-income rental units in Vinita, OK.						
Eligible Activity Number	(4) Construction of Rental Housing [202(2)]						
Intended Outcome Number	(5) Address homelessness						
APR: Actual Outcome Number	This information is only completed for an APR.						
Who Will Be Assisted	Native American families at or below 80% of the National Median income.						
Types and Level of Assistance	Development and construction of new affordable rental units.						
APR : Describe Accomplishments	This information is only completed for an APR.						
Planned and Actual Outputs for 12-Month Program Year	<table border="1"> <thead> <tr> <th></th> <th>Planned</th> <th>APR - Actual</th> </tr> </thead> <tbody> <tr> <td>Number of Units to be Completed in Year</td> <td>4</td> <td>This information is only completed for an APR.</td> </tr> </tbody> </table>		Planned	APR - Actual	Number of Units to be Completed in Year	4	This information is only completed for an APR.
	Planned	APR - Actual					
Number of Units to be Completed in Year	4	This information is only completed for an APR.					
APR: If the program is behind schedule, explain why	This information is only completed for an APR.						

Uses of Funding:

The Uses of Funding table information can be entered here for each individual program or can be entered for all programs within Section 5(b): Uses of Funding. Changes to data on either page location will update in both Section 3: Program Descriptions and Section 5(b): Uses of Funding accordingly.

Prior and current year IHBG (only) funds to be expended in 12-month program year (L)	Total all other funds to be expended in 12-month program year (M)	Total funds to be expended in 12-month program year (N=L+M)
\$1,000,000.00	\$0.00	\$1,000,000.00

3566021 : Homeownership Replacement Home Program

Program Name:	Homeownership Replacement Home Program	
Unique Identifier:	3566021	
Program Description (continued)	Replace privately owned homes when rehab is not a viable option	
Eligible Activity Number	(16) Rehabilitation Assistance to Existing Homeowners [202(2)]	
Intended Outcome Number	(3) Improve quality of substandard units	
APR: Actual Outcome Number	This information is only completed for an APR.	
Who Will Be Assisted	Native American families with incomes at or below 80% of the national median income.	
Types and Level of Assistance	Replace privately owned homes that cannot be brought back up to standards through the rehab program. The cost is based on the size of the home, and current construction costs.	
APR : Describe Accomplishments	This information is only completed for an APR.	
Planned and Actual Outputs for 12-Month Program Year	Planned	APR - Actual
	Number of Units to be Completed in Year 5	This information is only completed for an APR.
APR: If the program is behind schedule, explain why	This information is only completed for an APR.	

Uses of Funding:

The Uses of Funding table information can be entered here for each individual program or can be entered for all programs within Section 5(b): Uses of Funding. Changes to data on either page location will update in both Section 3: Program Descriptions and Section 5(b): Uses of Funding accordingly.

Prior and current year IHBG (only) funds to be expended in 12-month program year (L)	Total all other funds to be expended in 12-month program year (M)	Total funds to be expended in 12-month program year (N=L+M)
\$1,003,518.00	\$0.00	\$1,003,518.00

3566024 : New Construction Subsidy for Low-Income Families

Program Name:	New Construction Subsidy for Low-Income Families	
Unique Identifier:	3566024	
Program Description (continued)	To utilize the Indian Housing Block Grant (IHBG) and program income to subsidize construction costs for families at or below 80% of the national median.	
Eligible Activity Number	(15) Other Homebuyer Assistance Activities [202(2)]	
Intended Outcome Number	(2) Assist renters to become homeowners	
APR: Actual Outcome Number	This information is only completed for an APR.	
Who Will Be Assisted	Native American families with incomes at or below 80% of the national median income.	
Types and Level of Assistance	Provide approximately \$30,000 per family to cover the difference between the HUD Section 184 loan amount and the actual construction costs.	
APR : Describe Accomplishments	This information is only completed for an APR.	
Planned and Actual Outputs for 12-Month Program Year	Planned	APR - Actual
	Number of Units to be Completed in Year 60	This information is only completed for an APR.
APR: If the program is behind schedule, explain why	This information is only completed for an APR.	

Uses of Funding:

The Uses of Funding table information can be entered here for each individual program or can be entered for all programs within Section 5(b): Uses of Funding. Changes to data on either page location will update in both Section 3: Program Descriptions and Section 5(b): Uses of Funding accordingly.

Prior and current year IHBG (only) funds to be expended in 12-month program year (L)	Total all other funds to be expended in 12-month program year (M)	Total funds to be expended in 12-month program year (N=L+M)
\$300,000.00	\$0.00	\$300,000.00

3566026 : New Construction Rental Subsidy

Program Name:	New Construction Rental Subsidy	
Unique Identifier:	3566026	
Program Description (continued)	Provide monthly rental subsidy for rent to own units in West Siloam, AR, Roland, OK, and Vian, OK.	
Eligible Activity Number	(15) Other Homebuyer Assistance Activities [202(2)]	
Intended Outcome Number	(1) Reduce over-crowding	
APR: Actual Outcome Number	This information is only completed for an APR.	
Who Will Be Assisted	Native American families with incomes at or below 80% of the national median income.	
Types and Level of Assistance	Cherokee Nation Businesses built 82 rent to own (homeownership) projects and sold them to the HACN a few years back. To cover the actual construction cost, we have had to charge higher rents for these units than for any of our other homebuyer programs. Given the higher monthly payment, it is difficult to keep these units occupied. HACN will provide a monthly rental subsidy, similar to project based rental assistance, to make these homes more affordable for our qualifying low income families.	
APR : Describe Accomplishments	This information is only completed for an APR.	
Planned and Actual Outputs for 12-Month Program Year	Planned	APR - Actual
	Number of Units to be Completed in Year 82	This information is only completed for an APR.
APR: If the program is behind schedule, explain why	This information is only completed for an APR.	

Uses of Funding:

The Uses of Funding table information can be entered here for each individual program or can be entered for all programs within Section 5(b): Uses of Funding. Changes to data on either page location will update in both Section 3: Program Descriptions and Section 5(b): Uses of Funding accordingly.

Prior and current year IHBG (only) funds to be expended in 12-month program year (L)	Total all other funds to be expended in 12-month program year (M)	Total funds to be expended in 12-month program year (N=L+M)
\$250,000.00	\$0.00	\$250,000.00

3566029 : Mortgage Assistance/Self Sufficiency Solutions

Program Name:	Mortgage Assistance/Self Sufficiency Solutions	
Unique Identifier:	3566029	
Program Description (continued)	The Self-sufficiency counseling program tied to homeownership sustainability. Households work with a coach for a period of six to sixty months to identify and overcome barriers to sustainable homeownership and attainment of non-predatory mortgage. Financial assistance is provided to eligible participants for down payment and closing costs.	
Eligible Activity Number	(13) Down Payment/Closing Cost Assistance [202(2)]	

Intended Outcome Number	(2) Assist renters to become homeowners						
APR: Actual Outcome Number	This information is only completed for an APR.						
Who Will Be Assisted	* Households whose income at the time of application is at or below 80% of the NMI as established by NAHASDA * Households whose income is between 80.01% and 100% NMI and who actively participated in self sufficiency counseling at least 61 months may be eligible for a prorated amount of financial assistance. * Households located within Cherokee Nation's jurisdictional boundaries * Households wherein the property is used as the primary residence for the family. * Households wherein the owner of the property is a member of a federally recognized tribe with Cherokee citizens receiving preference. * First time home buyers.						
Types and Level of Assistance	Households receive up to \$20,000 to be used toward the down payment and closing costs of their primary residence.						
APR : Describe Accomplishments	This information is only completed for an APR.						
Planned and Actual Outputs for 12-Month Program Year	<table border="1"> <thead> <tr> <th></th> <th>Planned</th> <th>APR - Actual</th> </tr> </thead> <tbody> <tr> <td>Number of Units to be Completed in Year</td> <td>125</td> <td>This information is only completed for an APR.</td> </tr> </tbody> </table>		Planned	APR - Actual	Number of Units to be Completed in Year	125	This information is only completed for an APR.
	Planned	APR - Actual					
Number of Units to be Completed in Year	125	This information is only completed for an APR.					
APR: If the program is behind schedule, explain why	This information is only completed for an APR.						

Uses of Funding:

The Uses of Funding table information can be entered here for each individual program or can be entered for all programs within Section 5(b): Uses of Funding. Changes to data on either page location will update in both Section 3: Program Descriptions and Section 5(b): Uses of Funding accordingly.

Prior and current year IHBG (only) funds to be expended in 12-month program year (L)	Total all other funds to be expended in 12-month program year (M)	Total funds to be expended in 12-month program year (N=L+M)
\$3,796,025.00	\$0.00	\$3,796,025.00

3566044 : Homeownership Rehab

Program Name:	Homeownership Rehab						
Unique Identifier:	3566044						
Program Description (continued)	Rehabilitate or repair homes privately owned by tribal members						
Eligible Activity Number	(16) Rehabilitation Assistance to Existing Homeowners [202(2)]						
Intended Outcome Number	(3) Improve quality of substandard units						
APR: Actual Outcome Number	This information is only completed for an APR.						
Who Will Be Assisted	Native American families with incomes at or below 80% of the national median income.						
Types and Level of Assistance	Rehab assistance at an average of \$20,000 for minor repairs and major repairs not to exceed \$50,000.						
APR : Describe Accomplishments	This information is only completed for an APR.						
Planned and Actual Outputs for 12-Month Program Year	<table border="1"> <thead> <tr> <th></th> <th>Planned</th> <th>APR - Actual</th> </tr> </thead> <tbody> <tr> <td>Number of Units to be Completed in Year</td> <td>200</td> <td>This information is only completed for an APR.</td> </tr> </tbody> </table>		Planned	APR - Actual	Number of Units to be Completed in Year	200	This information is only completed for an APR.
	Planned	APR - Actual					
Number of Units to be Completed in Year	200	This information is only completed for an APR.					
APR: If the program is behind schedule, explain why	This information is only completed for an APR.						

Uses of Funding:

The Uses of Funding table information can be entered here for each individual program or can be entered for all programs within Section 5(b): Uses of Funding. Changes to data on either page location will update in both Section 3: Program Descriptions and Section 5(b): Uses of Funding accordingly.

Prior and current year IHBG (only) funds to be expended in 12-month program year (L)	Total all other funds to be expended in 12-month program year (M)	Total funds to be expended in 12-month program year (N=L+M)
\$6,013,529.00	\$0.00	\$6,013,529.00

3566048 : Youth Resident Services

Program Name:	Youth Resident Services	
Unique Identifier:	3566048	
Program Description (continued)	Provide traditional activities, cultural life skills, leadership and drug elimination education, community organization, and involvement activities for youth.	
Eligible Activity Number	(18) Other Housing Service [202(3)]	
Intended Outcome Number	(11) Reduction in crime reports	
APR: Actual Outcome Number	This information is only completed for an APR.	
Who Will Be Assisted	NAHASDA eligible youth within the Cherokee Nation reservation.	
Types and Level of Assistance	Provide monthly classes teaching culture, art, language and leadership in existing low rent housing areas.	
APR : Describe Accomplishments	This information is only completed for an APR.	
Planned and Actual Outputs for 12-Month Program Year	Planned	APR - Actual
	Number of Households to be served in Year	500 This information is only completed for an APR.
APR: If the program is behind schedule, explain why	This information is only completed for an APR.	

Uses of Funding:

The Uses of Funding table information can be entered here for each individual program or can be entered for all programs within Section 5(b): Uses of Funding. Changes to data on either page location will update in both Section 3: Program Descriptions and Section 5(b): Uses of Funding accordingly.

Prior and current year IHBG (only) funds to be expended in 12-month program year (L)	Total all other funds to be expended in 12-month program year (M)	Total funds to be expended in 12-month program year (N=L+M)
\$206,487.00	\$50,000.00	\$256,487.00

3566049 : Commerce

Program Name:	Commerce	
Unique Identifier:	3566049	
Program Description (continued)	Work with low-income individuals to offer financial coaching and foreclosure prevention counseling for a period of 6 to 60 months to identify and overcome obstacles associated with family self-sufficiency, attainment of a non-predatory mortgage and the sustainability of a mortgage (including foreclosure prevention services). Financial assistance is provided to eligible participants for down payment and closing cost assistance at closing, post self-sufficiency counseling.	
Eligible Activity Number	(15) Other Homebuyer Assistance Activities [202(2)]	
Intended Outcome Number	(2) Assist renters to become homeowners	
APR: Actual Outcome Number	This information is only completed for an APR.	
Who Will Be Assisted	Households whose income at the time of application is at or below 80% of the NMI as established by NAHASDA. Households whose income is between 80.01% and 100% NMI may be eligible for a prorated amount of financial assistance. Households located within Cherokee Nations	

	reservation. Households wherein the property is used as the primary residence for the family. Households wherein the owner of the property is a member of a federally recognized tribe with Cherokee citizens receiving preference First time home buyers						
Types and Level of Assistance	Households receive up to \$20,000 to be used toward the down payment and closing costs of their primary residence if they are Mortgage Assistance Program eligible and/ or we will assist buyers with lending capital to keep them out of foreclosure. We also have a full-time financial coach that will work with clients to help understand financial stability and sustainability.						
APR : Describe Accomplishments	This information is only completed for an APR.						
Planned and Actual Outputs for 12-Month Program Year	<table border="1"> <thead> <tr> <th></th> <th>Planned</th> <th>APR - Actual</th> </tr> </thead> <tbody> <tr> <td>Number of Units to be Completed in Year</td> <td>150</td> <td>This information is only completed for an APR.</td> </tr> </tbody> </table>		Planned	APR - Actual	Number of Units to be Completed in Year	150	This information is only completed for an APR.
	Planned	APR - Actual					
Number of Units to be Completed in Year	150	This information is only completed for an APR.					
APR: If the program is behind schedule, explain why	This information is only completed for an APR.						

Uses of Funding:

The Uses of Funding table information can be entered here for each individual program or can be entered for all programs within Section 5(b): Uses of Funding. Changes to data on either page location will update in both Section 3: Program Descriptions and Section 5(b): Uses of Funding accordingly.

Prior and current year IHBG (only) funds to be expended in 12-month program year (L)	Total all other funds to be expended in 12-month program year (M)	Total funds to be expended in 12-month program year (N=L+M)
\$159,000.00	\$0.00	\$159,000.00

3566051 : Career Literacy Resident Services

Program Name:	Career Literacy Resident Services						
Unique Identifier:	3566051						
Program Description (continued)	Activities to improve self-sufficiency of eligible housing residents including: instruction in basic skills as needed to improve reading and math levels and in preparation for GED testing, vocational training, life/employment skills training, assessment, testing, and employment activities.						
Eligible Activity Number	(18) Other Housing Service [202(3)]						
Intended Outcome Number	(2) Assist renters to become homeowners						
APR: Actual Outcome Number	This information is only completed for an APR.						
Who Will Be Assisted	Any citizen, low-income household within the reservation who are in need of assistance with GED/SHE, basic skills, vocational training, or other employment activities.						
Types and Level of Assistance	Service is individualized according to specific client needs. Currently there are 330 residents receiving GED services. The Department has seen 42 GED graduates this year move on to successful employment opportunities.						
APR : Describe Accomplishments	This information is only completed for an APR.						
Planned and Actual Outputs for 12-Month Program Year	<table border="1"> <thead> <tr> <th></th> <th>Planned</th> <th>APR - Actual</th> </tr> </thead> <tbody> <tr> <td>Number of Households to be served in Year</td> <td>350</td> <td>This information is only completed for an APR.</td> </tr> </tbody> </table>		Planned	APR - Actual	Number of Households to be served in Year	350	This information is only completed for an APR.
	Planned	APR - Actual					
Number of Households to be served in Year	350	This information is only completed for an APR.					
APR: If the program is behind schedule, explain why	This information is only completed for an APR.						

Uses of Funding:

The Uses of Funding table information can be entered here for each individual program or can be entered for all programs within Section 5(b): Uses of Funding. Changes to data on either page location will update in both Section 3: Program Descriptions and Section 5(b): Uses of Funding accordingly.

Prior and current year IHBG (only) funds to be expended in 12-month program year (L)	Total all other funds to be expended in 12-month program year (M)	Total funds to be expended in 12-month program year (N=L+M)
\$308,544.00	\$0.00	\$308,544.00

3566056 : Adult Resident Services

Program Name:	Adult Resident Services	
Unique Identifier:	3566056	
Program Description (continued)	Provide cultural and educational activities to residents of Housing Authority properties.	
Eligible Activity Number	(18) Other Housing Service [202(3)]	
Intended Outcome Number	(11) Reduction in crime reports	
APR: Actual Outcome Number	This information is only completed for an APR.	
Who Will Be Assisted	Adult residents of Housing Authority properties.	
Types and Level of Assistance	Staff will involve residents with cultural and educational activities and provide information about programs and services available to residents.	
APR : Describe Accomplishments	This information is only completed for an APR.	
Planned and Actual Outputs for 12-Month Program Year	Planned	APR - Actual
	Number of Households to be served in Year	750 This information is only completed for an APR.
APR: If the program is behind schedule, explain why	This information is only completed for an APR.	

Uses of Funding:

The Uses of Funding table information can be entered here for each individual program or can be entered for all programs within Section 5(b): Uses of Funding. Changes to data on either page location will update in both Section 3: Program Descriptions and Section 5(b): Uses of Funding accordingly.

Prior and current year IHBG (only) funds to be expended in 12-month program year (L)	Total all other funds to be expended in 12-month program year (M)	Total funds to be expended in 12-month program year (N=L+M)
\$201,862.00	\$0.00	\$201,862.00

3566060 : Transitional Housing

Program Name:	Transitional Housing	
Unique Identifier:	3566060	
Program Description (continued)	Provides emergency funds to assist homeless families and to prevent families from losing their homes.	
Eligible Activity Number	(18) Other Housing Service [202(3)]	
Intended Outcome Number	(5) Address homelessness	
APR: Actual Outcome Number	This information is only completed for an APR.	
Who Will Be Assisted	Native American families with incomes that fall within the 60% of poverty level.	
Types and Level of Assistance	Recipients will receive up to \$1500 with additional approval to assist with rent, utilities, or any other expenses to keep them from being or becoming homeless.	
APR : Describe Accomplishments	This information is only completed for an APR.	
Planned and Actual Outputs for 12-Month Program Year	Planned	APR - Actual
	Number of Households to	1,048 This information is only completed

	be served in Year	for an APR.
APR: If the program is behind schedule, explain why	This information is only completed for an APR.	

Uses of Funding:

The Uses of Funding table information can be entered here for each individual program or can be entered for all programs within Section 5(b): Uses of Funding. Changes to data on either page location will update in both Section 3: Program Descriptions and Section 5(b): Uses of Funding accordingly.

Prior and current year IHBG (only) funds to be expended in 12-month program year (L)	Total all other funds to be expended in 12-month program year (M)	Total funds to be expended in 12-month program year (N=L+M)
\$1,048,452.00	\$0.00	\$1,048,452.00

3566063 : Financial Assistance Resident Services

Program Name:	Financial Assistance Resident Services	
Unique Identifier:	3566063	
Program Description (continued)	Emergency financial assistance to homeless families and also housing residents to prevent them from being evicted.	
Eligible Activity Number	(18) Other Housing Service [202(3)]	
Intended Outcome Number	(5) Address homelessness	
APR: Actual Outcome Number	This information is only completed for an APR.	
Who Will Be Assisted	Eligible NAHASDA assisted housing residents.	
Types and Level of Assistance	Recipients will receive up to \$1,500 with additional approval to assist with rent, utilities, or other expenses to keep them from being or becoming homeless.	
APR : Describe Accomplishments	This information is only completed for an APR.	
Planned and Actual Outputs for 12-Month Program Year	Planned	APR - Actual
	Number of Households to be served in Year 375	This information is only completed for an APR.
APR: If the program is behind schedule, explain why	This information is only completed for an APR.	

Uses of Funding:

The Uses of Funding table information can be entered here for each individual program or can be entered for all programs within Section 5(b): Uses of Funding. Changes to data on either page location will update in both Section 3: Program Descriptions and Section 5(b): Uses of Funding accordingly.

Prior and current year IHBG (only) funds to be expended in 12-month program year (L)	Total all other funds to be expended in 12-month program year (M)	Total funds to be expended in 12-month program year (N=L+M)
\$374,447.00	\$0.00	\$374,447.00

3566066 : Families First Resident Services

Program Name:	Families First Resident Services	
Unique Identifier:	3566066	
Program Description (continued)	Provides household supplies to families who live in low rent subsidized housing who are involved in the child welfare system to prevent children from being removed from their homes and/or to assist in assuring reunification efforts are successful. Provide case management and hands-on training to maintain safe, healthy housing.	
Eligible Activity Number	(18) Other Housing Service [202(3)]	
Intended Outcome Number	(6) Assist affordable housing for low income households	
APR: Actual Outcome Number	This information is only completed for an APR.	
Who Will Be Assisted	Eligible families currently residing in assisted housing.	

Types and Level of Assistance	Ensure that the home is a safe and healthy environment for children, with in-home, hands-on training on how to maintain the home. Includes case management, rental assistance, credit enhancement, temporary housing, mortgage assistance, vouchers, etc.	
APR : Describe Accomplishments	This information is only completed for an APR.	
Planned and Actual Outputs for 12-Month Program Year	Planned	APR - Actual
	Number of Households to be served in Year 55	This information is only completed for an APR.
APR: If the program is behind schedule, explain why	This information is only completed for an APR.	

Uses of Funding:

The Uses of Funding table information can be entered here for each individual program or can be entered for all programs within Section 5(b): Uses of Funding. Changes to data on either page location will update in both Section 3: Program Descriptions and Section 5(b): Uses of Funding accordingly.

Prior and current year IHBG (only) funds to be expended in 12-month program year (L)	Total all other funds to be expended in 12-month program year (M)	Total funds to be expended in 12-month program year (N=L+M)
\$185,606.00	\$0.00	\$185,606.00

3566069 : Individual Development Accounts/ iSave

Program Name:	Individual Development Accounts/ iSave	
Unique Identifier:	3566069	
Program Description (continued)	iSave is a matched savings program for low to moderate income households used to incentivize savings and building equity in the participant's primary residence. Matching funds may only be used on a home owned by the participant or leased from the Housing Authority of Cherokee Nation. Funds are disbursed for projects after the participant has saved their own money for at least six months and participated in financial education. Matching funds may be used for projects that increase the value of the primary residence.	
Eligible Activity Number	(15) Other Homebuyer Assistance Activities [202(2)]	
Intended Outcome Number	(4) Improve quality of existing infrastructure	
APR: Actual Outcome Number	This information is only completed for an APR.	
Who Will Be Assisted	Native American with incomes at or below 80% of the national median income.	
Types and Level of Assistance	Households receive up to \$3 for every \$1 saved up to \$1,000 in savings for a maximum of \$3,000 in matching funds to be used for home improvements.	
APR : Describe Accomplishments	This information is only completed for an APR.	
Planned and Actual Outputs for 12-Month Program Year	Planned	APR - Actual
	Number of Units to be Completed in Year 55	This information is only completed for an APR.
APR: If the program is behind schedule, explain why	This information is only completed for an APR.	

Uses of Funding:

The Uses of Funding table information can be entered here for each individual program or can be entered for all programs within Section 5(b): Uses of Funding. Changes to data on either page location will update in both Section 3: Program Descriptions and Section 5(b): Uses of Funding accordingly.

Prior and current year IHBG (only) funds to be expended in 12-month program year (L)	Total all other funds to be expended in 12-month program year (M)	Total funds to be expended in 12-month program year (N=L+M)
\$600,000.00	\$0.00	\$600,000.00

3566075 : Housing Management of Cherokee Programs

Program Name:	Housing Management of Cherokee Programs	
Unique Identifier:	3566075	
Program Description (continued)	Management of NAHASDA units and programs.	
Eligible Activity Number	(19) Housing Management Services [202(4)]	
Intended Outcome Number	(6) Assist affordable housing for low income households	
APR: Actual Outcome Number	This information is only completed for an APR.	
Who Will Be Assisted	MAP, RAP, Title VI, Homeownership and Rental units, and insurance programs.	
Types and Level of Assistance	Operating costs related to providing assistance to HACN applicants, tenants and homebuyers.	
APR : Describe Accomplishments	This information is only completed for an APR.	
Planned and Actual Outputs for 12-Month Program Year	Planned	APR - Actual
	2,847	This information is only completed for an APR.
	Number of Households to be served in Year	
APR: If the program is behind schedule, explain why	This information is only completed for an APR.	

Uses of Funding:

The Uses of Funding table information can be entered here for each individual program or can be entered for all programs within Section 5(b): Uses of Funding. Changes to data on either page location will update in both Section 3: Program Descriptions and Section 5(b): Uses of Funding accordingly.

Prior and current year IHBG (only) funds to be expended in 12-month program year (L)	Total all other funds to be expended in 12-month program year (M)	Total funds to be expended in 12-month program year (N=L+M)
\$4,526,600.00	\$500,000.00	\$5,026,600.00

3566076 : Rental Assistance

Program Name:	Rental Assistance	
Unique Identifier:	3566076	
Program Description (continued)	Provide rental assistance for qualifying families	
Eligible Activity Number	(17) Tenant Based Rental Assistance [202(3)]	
Intended Outcome Number	(5) Address homelessness	
APR: Actual Outcome Number	This information is only completed for an APR.	
Who Will Be Assisted	Native American families with incomes at or below 80% of the national median income.	
Types and Level of Assistance	Provide monthly rental subsidy to low income Native American families. Subsidy will not exceed fair market rents.	
APR : Describe Accomplishments	This information is only completed for an APR.	
Planned and Actual Outputs for 12-Month Program Year	Planned	APR - Actual
	1,471	This information is only completed for an APR.
	Number of Households to be served in Year	
APR: If the program is behind schedule, explain why	This information is only completed for an APR.	

Uses of Funding:

The Uses of Funding table information can be entered here for each individual program or can be entered for all programs within Section 5(b): Uses of Funding. Changes to data on either page location will update in both Section 3: Program Descriptions and Section 5(b): Uses of Funding accordingly.

Prior and current year IHBG (only) funds to be expended in 12-month program year (L)	Total all other funds to be expended in 12-month program year (M)	Total funds to be expended in 12-month program year (N=L+M)
\$5,000,000.00	\$0.00	\$5,000,000.00

3566099 : ICDBG Matching Funds 2019

Program Name:	ICDBG Matching Funds 2019	
Unique Identifier:	3566099	
Program Description (continued)	Provide matching funds for the Cherokee Nation 2019 ICDBG program. These combined funds will be used to remodel/expand the Head Start facility currently housed in the community building at our low rent project (45-16) in Pryor, OK.	
Eligible Activity Number	(22) Model Activities [202(6)]	
Intended Outcome Number	(12) Other-must provide description in the box below If Other: Provide early childhood education for eligible children.	
APR: Actual Outcome Number	This information is only completed for an APR.	
Who Will Be Assisted	Families who qualify for assistance according to the Head Start program guidelines.	
Types and Level of Assistance	The Cherokee Nation (\$900,000) will construct a community building, which will house the Early Head Start program. The building will create more usable space for existing students and provide greater classroom capacity for new students. The project will include building a parking lot, a large storm shelter, a large kitchen, and a fence for the playground.	
APR : Describe Accomplishments	This information is only completed for an APR.	
Planned and Actual Outputs for 12-Month Program Year	Planned	APR - Actual
	The output measure being collected for this eligible activity is dollars. The dollar amount should be included as an other fund amount listed in the Uses of Funding table.	
APR: If the program is behind schedule, explain why	This information is only completed for an APR.	

Uses of Funding:

The Uses of Funding table information can be entered here for each individual program or can be entered for all programs within Section 5(b): Uses of Funding. Changes to data on either page location will update in both Section 3: Program Descriptions and Section 5(b): Uses of Funding accordingly.

Prior and current year IHBG (only) funds to be expended in 12-month program year (L)	Total all other funds to be expended in 12-month program year (M)	Total funds to be expended in 12-month program year (N=L+M)
\$300,000.00	\$900,000.00	\$1,200,000.00

3566099 : ICDBG Matching Funds 2021

Program Name:	ICDBG Matching Funds 2021	
Unique Identifier:	3566099	
Program Description (continued)	Provide matching funds for the Cherokee Nation 2021 ICDBG program.	
Eligible Activity Number	(22) Model Activities [202(6)]	
Intended Outcome Number	(12) Other-must provide description in the box below If Other: These combined funds will be used to replace or install playground equipment at approximately 18 Low Rent Projects and to renovate approximately 13 community spaces on various Low Rent Projects.	

APR: Actual Outcome Number	This information is only completed for an APR.				
Who Will Be Assisted	Families residing on 1937 Act Low Rent Projects.				
Types and Level of Assistance	The Cherokee Nation will propose to utilize ICDBG funds (\$1,000,000) along with \$333,334 in matching IHBG funds to complete these projects.				
APR : Describe Accomplishments	This information is only completed for an APR.				
Planned and Actual Outputs for 12-Month Program Year	<table border="1"> <thead> <tr> <th>Planned</th> <th>APR - Actual</th> </tr> </thead> <tbody> <tr> <td colspan="2">The output measure being collected for this eligible activity is dollars. The dollar amount should be included as an other fund amount listed in the Uses of Funding table.</td> </tr> </tbody> </table>	Planned	APR - Actual	The output measure being collected for this eligible activity is dollars. The dollar amount should be included as an other fund amount listed in the Uses of Funding table.	
Planned	APR - Actual				
The output measure being collected for this eligible activity is dollars. The dollar amount should be included as an other fund amount listed in the Uses of Funding table.					
APR: If the program is behind schedule, explain why	This information is only completed for an APR.				

Uses of Funding:

The Uses of Funding table information can be entered here for each individual program or can be entered for all programs within Section 5(b): Uses of Funding. Changes to data on either page location will update in both Section 3: Program Descriptions and Section 5(b): Uses of Funding accordingly.

Prior and current year IHBG (only) funds to be expended in 12-month program year (L)	Total all other funds to be expended in 12-month program year (M)	Total funds to be expended in 12-month program year (N=L+M)
\$333,334.00	\$0.00	\$333,334.00

3566099 : IHBG Competitive Grant Match

Program Name:	IHBG Competitive Grant Match						
Unique Identifier:	3566099						
Program Description (continued)	Providing matching funds for the construction of 39 homeownership units.						
Eligible Activity Number	(11) New Construction of Homebuyer Units [202(2)]						
Intended Outcome Number	(2) Assist renters to become homeowners						
APR: Actual Outcome Number	This information is only completed for an APR.						
Who Will Be Assisted	Low-income Native American families who qualify for the program.						
Types and Level of Assistance	The HACN pledged \$1,244,167 in IHBG funds as a match, along with donating land valued at \$422,500. The total for this activity will be \$6,666,667, including the \$5,000,000 competitive grant funds, which will be reported separately. All of the land value is shown in the 2022 IHP.						
APR : Describe Accomplishments	This information is only completed for an APR.						
Planned and Actual Outputs for 12-Month Program Year	<table border="1"> <thead> <tr> <th>Planned</th> <th>APR - Actual</th> </tr> </thead> <tbody> <tr> <td>Number of Units to be Completed in Year</td> <td>0</td> </tr> <tr> <td></td> <td>This information is only completed for an APR.</td> </tr> </tbody> </table>	Planned	APR - Actual	Number of Units to be Completed in Year	0		This information is only completed for an APR.
Planned	APR - Actual						
Number of Units to be Completed in Year	0						
	This information is only completed for an APR.						
APR: If the program is behind schedule, explain why	This information is only completed for an APR.						

Uses of Funding:

The Uses of Funding table information can be entered here for each individual program or can be entered for all programs within Section 5(b): Uses of Funding. Changes to data on either page location will update in both Section 3: Program Descriptions and Section 5(b): Uses of Funding accordingly.

Prior and current year IHBG (only) funds to be expended in 12-month program year (L)	Total all other funds to be expended in 12-month program year (M)	Total funds to be expended in 12-month program year (N=L+M)
\$1,244,167.00	\$0.00	\$1,244,167.00

Maintaining 1937 Act Units	The Housing Authority of the Cherokee Nation enforces the homebuyer and lease agreements for these units. The units are subsidized with IHBG funds for management, operations, and modernization or rehab to the extent necessary to maintain them in a decent, safe, and sanitary condition.
Demolition and Disposition	n/a

Budget Information

Sources of Funding

Funding Source	Amount on hand at beginning of program year (A)	Amount to be received during 12-month program year (B)	Total sources of funds (C=A+B)	Funds to be expended during 12-month program year (D)	Unexpended funds remaining at end of program year (E=C-D)
IHBG Funds:	\$44,322,578.98	\$30,000,000.00	\$74,322,578.98	\$39,116,732.00	\$35,205,846.98
IHBG Program Income:	\$16,989,615.00	\$9,734,255.00	\$26,723,870.00	\$8,516,990.00	\$18,206,880.00
Title VI:	\$0.00	\$0.00	\$0.00	\$0.00	\$0.00
Title VI Program Income:	\$0.00	\$0.00	\$0.00	\$0.00	\$0.00
1937 Act Operating Reserves:	\$0.00		\$0.00	\$0.00	\$0.00
Carry Over 1937 Act Funds:	\$0.00		\$0.00	\$0.00	\$0.00
LEVERAGED FUNDS					
ICDBG Funds:	\$0.00	\$0.00	\$0.00	\$0.00	\$0.00
Other Federal Funds:	\$1,065,350.00	\$194,405.00	\$1,259,755.00	\$1,065,350.00	\$194,405.00
LIHTC:	\$0.00	\$0.00	\$0.00	\$0.00	\$0.00
Non-Federal Funds:	\$0.00	\$0.00	\$0.00	\$0.00	\$0.00
Total:	\$62,377,543.98	\$39,928,660.00	\$102,306,203.98	\$48,699,072.00	\$53,607,131.98

Uses of Funding

Program Name	Unique Identifier	Prior and current year IHBG (only) funds to be expended in 12-month program year (L)	Total all other funds to be expended in 12-month program year (M)	Total funds to be expended in 12-month program year (N=L+M)
HUD-VASH Supportive Housing	3552800	\$0.00	\$165,350.00	\$165,350.00
Construct Rental Housing - Mige Glory	3564007	\$0.00	\$500,000.00	\$500,000.00
Operating New Construction Program	3564025	\$0.00	\$5,400,000.00	\$5,400,000.00
Mortgage Assistance Program for Non-Low Income Families	3564029	\$0.00	\$250,000.00	\$250,000.00
Minor Emergency Repair	3564030	\$0.00	\$387,735.00	\$387,735.00
Tribal Emergency Program	3564043	\$0.00	\$880,000.00	\$880,000.00
Home Energy Audits/Indoor Air Quality Assessments	3564058	\$0.00	\$199,255.00	\$199,255.00

Low Rent Modernization	3566000	\$1,970,908.00	\$0.00	\$1,970,908.00
Homeownership Modernization	3566001	\$600,000.00	\$0.00	\$600,000.00
Low Rent Operations	3566003	\$3,500,000.00	\$0.00	\$3,500,000.00
Rent to Own Modernization	3566005	\$23,965.00	\$350,000.00	\$373,965.00
Construct Rental Housing - Birdtail	3566007	\$1,500,000.00	\$0.00	\$1,500,000.00
Vinita Rentals	3566009	\$1,000,000.00	\$0.00	\$1,000,000.00
Homeownership Replacement Home Program	3566021	\$1,003,518.00	\$0.00	\$1,003,518.00
New Construction Subsidy for Low-Income Families	3566024	\$300,000.00	\$0.00	\$300,000.00
New Construction Rental Subsidy	3566026	\$250,000.00	\$0.00	\$250,000.00
Mortgage Assistance/Self Sufficiency Solutions	3566029	\$3,796,025.00	\$0.00	\$3,796,025.00
Homeownership Rehab	3566044	\$6,013,529.00	\$0.00	\$6,013,529.00
Youth Resident Services	3566048	\$206,487.00	\$50,000.00	\$256,487.00
Commerce	3566049	\$159,000.00	\$0.00	\$159,000.00
Career Literacy Resident Services	3566051	\$308,544.00	\$0.00	\$308,544.00
Adult Resident Services	3566056	\$201,862.00	\$0.00	\$201,862.00
Transitional Housing	3566060	\$1,048,452.00	\$0.00	\$1,048,452.00
Financial Assistance Resident Services	3566063	\$374,447.00	\$0.00	\$374,447.00
Families First Resident Services	3566066	\$185,606.00	\$0.00	\$185,606.00
Individual Development Accounts/ iSave	3566069	\$600,000.00	\$0.00	\$600,000.00
Housing Management of Cherokee Programs	3566075	\$4,526,600.00	\$500,000.00	\$5,026,600.00
Rental Assistance	3566076	\$5,000,000.00	\$0.00	\$5,000,000.00
ICDBG Matching Funds 2019	3566099	\$300,000.00	\$900,000.00	\$1,200,000.00
ICDBG Matching Funds 2021	3566099	\$333,334.00	\$0.00	\$333,334.00
IHBG Competitive Grant Match	3566099	\$1,244,167.00	\$0.00	\$1,244,167.00
Planning and Administration		\$4,670,288.00	\$0.00	\$4,670,288.00
Loan Repayment (describe in 3 & 4 below)		\$0.00	\$0.00	\$0.00
Total		\$39,116,732.00	\$9,582,340.00	\$48,699,072.00

APR	N/A
APR	The answer to this question is only requested for an APR.

Other Submission Items

Useful Life/Affordability Period(s)

The Useful life of each assisted housing unit will be determined by the amount of IHBG funds invested as follows: Assistance Amount Useful Life Emergencies up to

	\$5000 6 months Minor Repairs \$5,000 to \$10,000 2 years. Minor Repairs \$10,001 to \$20,000 3 years Rehab \$20,001 or higher 5 years New Construction 20 years.									
Model Housing and Over-Income Activities	We have budgeted matching funds in the amount of \$300,000 for the proposed ICDBG Cherokee Nation activity. The tribe has received ICDBG funding in the amount of \$900,000 to renovate/expand the Head Start facility at our low rent project in Pryor, OK. The program is housed in the Community Building on Project 45-16. We have also budgeted \$333,334 as matching funds for the 2021 ICDBG application. These funds will be utilized to replace or install playground equipment at approximately 18 Low Rent Projects and to renovate approximately 13 community spaces on various Low Rent Projects.									
Tribal and Other Indian Preference Does the tribe have a preference policy?	YES Cherokee Nation citizens receive preference in all housing programs, contracting, and employment.									
Anticipated Planning and Administration Expenses Do you intend to exceed your allowable spending cap for Planning and Administration?	NO									
Actual Planning and Administration Expenses Did you exceed your allowable spending cap for Planning and Administration?	The answer to this question is only requested for an APR.									
Does the tribe have an expanded formula area?:	NO									
Total Expenditures on Affordable Housing Activities:	<table border="1"> <thead> <tr> <th></th> <th>All AIAN Households</th> <th>AIAN Households with Incomes 80% or Less of Median Income</th> </tr> </thead> <tbody> <tr> <td>IHBG Funds</td> <td>\$0.00</td> <td>\$0.00</td> </tr> <tr> <td>Funds from Other Sources</td> <td>\$0.00</td> <td>\$0.00</td> </tr> </tbody> </table>		All AIAN Households	AIAN Households with Incomes 80% or Less of Median Income	IHBG Funds	\$0.00	\$0.00	Funds from Other Sources	\$0.00	\$0.00
	All AIAN Households	AIAN Households with Incomes 80% or Less of Median Income								
IHBG Funds	\$0.00	\$0.00								
Funds from Other Sources	\$0.00	\$0.00								
For each separate formula area, list the expended amount	The answer to this question is only requested for an APR.									

Indian Housing Plan Certification Of Compliance

In accordance with applicable statutes, the recipient certifies that it will comply with Title II of the Civil Rights Act of 1968, Section 504 of the Rehabilitation Act of 1973, the Age Discrimination Act of 1975, and other federal statutes, to the extent that they apply to tribes and TDHEs, see 24 CFR 1000.12.	YES
In accordance with 24 CFR 1000.328, the recipient receiving less than \$200,000 under FCAS certifies that there are households within its jurisdiction at or below 80 percent of median income.	Not Applicable
The recipient will maintain adequate insurance coverage for housing units that are owned and operated or assisted with grant amounts provided under NAHASDA, in compliance with such requirements as may be established by HUD:	YES
Policies are in effect and are available for review by HUD and the public governing the eligibility, admission, and occupancy of families for housing assisted with grant amounts provided under NAHASDA:	YES
Policies are in effect and are available for review by HUD and the public governing rents charged, including the methods by which such rents or homebuyer payments are determined, for housing assisted with grant amounts provided under NAHASDA:	YES
Policies are in effect and are available for review by HUD and the public governing the management and	YES

maintenance of housing assisted with grant amounts provided under NAHASDA:

Tribal Wage Rate Certification

1. You will use tribally determined wage rates when required for IHBG-assisted construction or maintenance activities. The Tribe has appropriate laws and regulations in place in order for it to determine and distribute prevailing wages.

2. You will use Davis-Bacon or HUD determined wage rates when required for IHBG-assisted construction or maintenance activities.

YES

3. You will use Davis-Bacon and/or HUD determined wage rates when required for IHBG-assisted construction except for the activities described below.

4. List the activities using tribally determined wage rates:

Cherokee Nation Act/Resolution Proposal Form

Act Resolution

ADMINISTRATIVE CLEARANCE

Dept/Program: Housing
Authority of the Cherokee
Nation (HACN)

Executive Director: Todd Enlow

Todd Enlow 5/18/2023
Signature/Initial Date

Treasurer (Required:
Grants/Contracts/Budgets):

Signature/Initial Date

Government Relations:

Signature/Initial Date

Administration Approval:

Qualtruff 5/30/23
Signature/Initial Date

LEGISLATIVE CLEARANCE:

Legal & Legislative Coordinator:

Adice 5/30/23
Signature/Initial Date

Standing Committee & Date:

Chairperson:

D. Hess
Signature/Initial Date

TITLE:

**A RESOLUTION APPROVING AND AUTHORIZING
THE SUBMISSION OF THE FISCAL YEAR 2024
INDIAN HOUSING PLAN TO THE U.S.
DEPARTMENT OF HOUSING AND URBAN
DEVELOPMENT**

DEPARTMENT CONTACT: Erna Reeves, Deputy Executive Director

RESOLUTION PRESENTER: Camerin Fite-James

COUNCIL SPONSOR: Mike Shambaugh, Donyl Legg,
Eosmith, Kara Patzkowski,
Rex Jordan.

NARRATIVE:

The purpose of this Act is to approve Cherokee Nation's Indian Housing Plan for fiscal year 2024, as required under the Native American Housing Assistance and Self-Determination Act (NAHASDA), and to authorize submission to the U.S. Department of Housing and Urban Development's Office of Native American Programs.