

I. Budget Highlights – please refer to Monthly Financial Report

II. Program Highlights for July:

<u>District 1 412 North</u> Information Report (4) Warrants (14) Other Agency Assists (29) Warnings (8) Citations (3) Alcohol/Drug Arrests (5) Stolen Property/Larceny (1) Harassment/Stalking (1) Rape (1) Fail to Register Sex Offender (1) Unauthorized Use of M/V (1) Embezzlement (1) OMFP (1)	<u>District 2 412 South</u> Information Report (4) Warrants (24) Other agency assists (237) Warnings (100) Citations (40) Burglary/Theft (3) Alcohol/Drug Arrests (11) A&B D/V(3) Leave Scene of Property Damage Accident (1) Resist Arrest (1) Obstruction (1)
--	---

III. Special Operations

Dive (0)  
 SWAT (2)  
 Task Force Arrest (5)

IV. Accomplishments

Franky Dreadfulwater, John Timothy, Clay Troutman, SRO Training  
 Jon Ketcher, Senior Fraud Conference  
 Marshall Green, K-9 Training  
 Mike Reese, Faron Pritchett, Bronson McNeil, A-One Conference

V. Security

Security Violations (7)  
 Vehicle Assists (13)  
 Incident Reports (3)

VI. Federal Facilities

Claremore (5)-EDO  
 Hastings (2)-Possible Stolen Vehicle, Uncooperative Person

NAHASDA PATROLS:

Dist I: 80  
 Dist II: 638  
 Total: 718

**COUNCIL OF THE CHEROKEE NATION  
RULES COMMITTEE REPORT**

**Group:** Election Commission

**Month/Year of Report:** July 2013

**Group Leader:**

**Phone:** 458-5899

**E-mail:** [election-commission@cherokee.org](mailto:election-commission@cherokee.org)

**I. Budget Highlights**

- a.)
- b.)
- c.)

**II. Program Highlights**

**a.) Balanced Scorecard Measures**

- 1. n/a
- 2.
- 3.

**b.) Accomplishments**

- 1. District 4 run-off absentee ballots mailed
- 2. District 4 run-off early walk-in voting held
- 3. District 4 run-off election held
- 4. Run-off election results certified
- 5. Relinquished current through 7/19/2013

**c.) Future Plans/New Initiatives**

- 1. Open Voter Registration
- 2. Process voter registration forms received after April 1, 2013



# CHEROKEE NATION TRIBAL COUNCIL RULES COMMITTEE REPORT

**Group:** Tax Commission

**Month/Year of Report:** August, 2013

**Group Leader:** Sharon Swepston

**Phone:**

**E-mail:** Sharon-sweepston@cherokee.org

## I. Budget Highlights

- a.) Please refer to the monthly financial report from Finance.

## II. Program Highlights

### a.) Motor Vehicle

1. Year to Date Motor Vehicle revenue for FY13 compared to FY12 as of June 30th 2013 & June 30th 2012, had an overall increase of 6.20%.
2. The month to month revenue comparison for June 2012 (FY12) compared to June 2013 (FY13) shows an increase of 8.63%.
3. The detail for all areas of revenue for motor vehicle is shown on the attached graphs.

### b.) Revenue and Taxation Division

1. Year to Date Revenue and Taxation (Tobacco) for FY13 compared to FY12 as of June 30th 2013 & June 30th 2012, had an overall decrease of 1.99%.
3. A month to month revenue comparison June 2012 (FY12) compared to June 2013 (FY13) shows a decrease of 6.20%.
3. The detail for all areas of tax is shown on the attached graphs.

### c.) Future Plans/New Initiatives

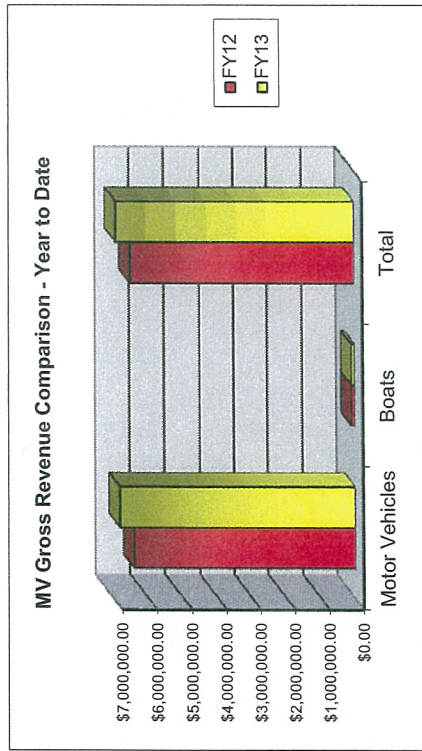
1. The next Tax Commission meeting is scheduled for September 11, 2013 at 4:30 pm in the CNTC Conference room.
2. The Veterans Sales Tax Exemption Cards have been mailed out to all qualified applicants. As of August 6, 2013 we have mailed out 45 Veteran Sales Tax Exemption Cards. CNE has implemented their upgraded system to process the new sales tax exemptions for Cherokee veterans.
3. The Cherokee Nation Retail Subsidy for Smoke Shops has been paid through June to all qualified retailers.
4. The Tax Commission had three positions open at the Collinsville office two of those have been filled and the new agents started August 5<sup>th</sup> training in Tahlequah. The third position has been selected and we are waiting for confirmation from Human Resources on that position. The Tahlequah office had two open positions one has been filled that agent also started on August 5<sup>th</sup> and is now in training. We are currently interviewing for the second open position at Tahlequah. We had one position for the Sallisaw office which we have completed interviews and made a selection for that position. We are awaiting another panel for the open position at the Adair office.



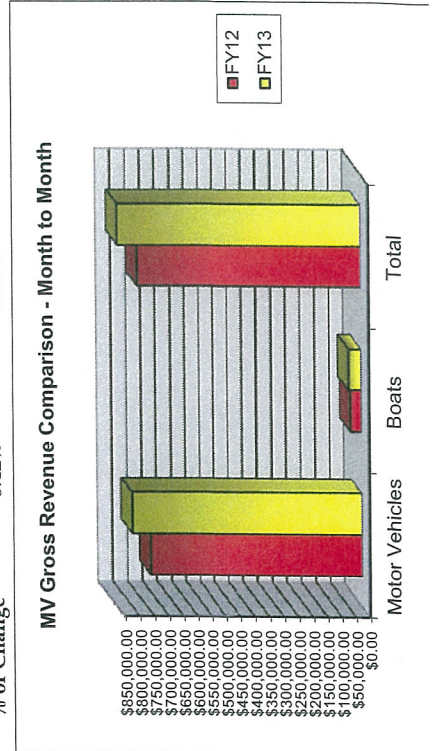
CHEROKEE NATION TAX COMMISSION

JUNE 2013

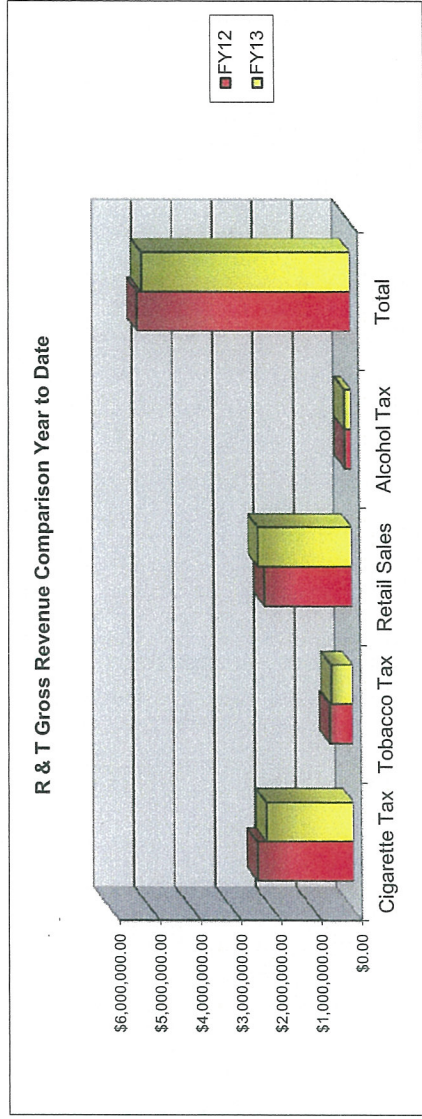
	Motor Vehicles	Boats	Total
FY12	\$6,408,975.07	\$101,025.93	\$6,510,001.00
FY13	\$6,815,493.93	\$98,071.88	\$6,913,565.81
% of Change	6.34%	-2.92%	6.20%



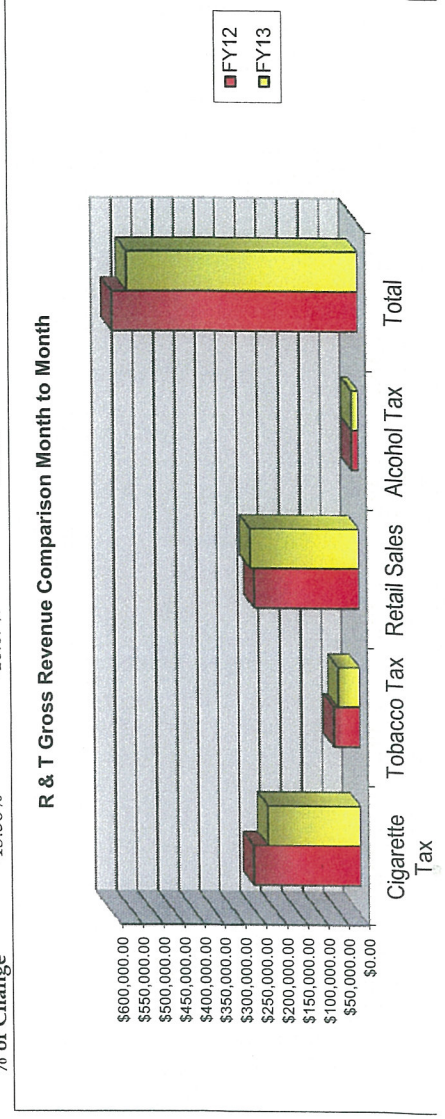
	Motor Vehicles	Boats	Total
FY12	\$733,287.31	\$39,134.68	\$772,421.99
FY13	\$795,015.72	\$44,100.61	\$839,116.33
% of Change	8.42%	12.69%	8.63%



	Cigarette Tax	Tobacco Tax	Retail Sales	Alcohol Tax	Total
FY12	\$2,389,047.57	\$575,051.98	\$2,179,882.17	\$162,926.36	\$5,306,908.08
FY13	\$2,158,858.37	\$539,812.87	\$2,331,606.92	\$170,802.04	\$5,201,080.20
% of Change	-9.64%	-6.13%	6.96%	4.83%	-1.99%



	Cigarette Tax	Tobacco Tax	Retail Sales	Alcohol Tax	Total
FY12	\$258,893.47	\$64,178.94	\$253,196.39	\$17,180.98	\$593,449.78
FY13	\$223,728.61	\$53,868.28	\$262,007.03	\$17,064.69	\$556,668.61
% of Change	-13.58%	-16.07%	3.48%	-0.68%	-6.20%



**I. Budget Highlights – please refer to Monthly Financial Report**

Description of Budget exceptions: No budget exceptions to report. Government Resources, including Evaluation and Compliance, Self Governance and Grants Administration, is operating at approximately 50% staffing.

**II. Program Highlights**

**a. In brief:**

**1. Veterans Affairs:**

The CN Self Governance Office is continuing to coordinate negotiations for a reimbursement agreement with the Veterans Affairs department. The reimbursement agreement will allow Cherokee Nation Health Services to be reimbursed by the VA for services provided to Cherokee veterans at Cherokee Nation health facilities.

**2. Department of Interior Multi-Year Funding Agreement Negotiations:**

Self-Governance staff and members of the Office of the Attorney General began negotiations of a new Multi-Year Funding Agreement with the U.S. Department of the Interior. The proposed FA would cover FY2014-FY2018. An initial face-to-face meeting occurred at the Eastern Oklahoma Regional Office of the Bureau of Indian Affairs on July 17<sup>th</sup>. Cherokee Nation Self-Governance Staff are continuing negotiations electronically with Department of Interior representatives.

**3. Contract Disputes Act Litigation:**

Vickie Hanvey and staff are assisting the Cherokee Nation Office of the Attorney General with litigation against the United States Department of Health and Human Services for underpayment of contract support costs claims. Litigation will be filed in the District Court for the District of Columbia. The litigation is in response to IHS' inaction regarding Contract Disputes Act claims that were filed in 2012. Cherokee Nation's claim is for \$49,834,352. Staff is continuing to research and compile financial data and records in support of the Nation's claims for underpayment by the Indian Health Service. Staff research is cost effective and reduces legal fees paid to outside counsel.

**4. Contract Support Cost Summit:**

Self Governance staff attended the Tribal Contract Support Cost Summit on July 31<sup>st</sup> and August 1<sup>st</sup>. The Summit focused on the current state of Contract Support Cost litigation and settlements across Indian Country. Tribal leaders, attorneys, and subject matter experts discussed documents that would be needed to support CSC claims, best accounting practices, litigation/settlement strategy, and the state of current discussions between tribal and federal attorneys.

**5. Indian Health Service Self-Governance Training:**

Vickie Hanvey served as a guest lecturer and instructor at an Indian Health Service Self-Governance training session in Washington, DC on August 6-7. Cherokee Nation Self Governance staff participated in the training. The training focused on the IHS Self-Governance pre-negotiation, negotiation, and post-negotiation process. Tribal and IHS representatives served as instructors for the training.

**6. Public Law 102-477 Administrative Flexibility Workgroup:**

Self Governance and Career Services staff continue to participate in the PL 102-477 Administrative Flexibility Workgroup. The Administrative Flexibility Workgroup is a joint Tribal-Federal Workgroup charged with the purpose of finding a solution to Federal insistence that Tribes undergo more burdensome reporting requirements in order to operate under a 477 Plan. Additionally, some Agency officials are advocating that Tribes have less flexibility in the re-allocation and re-budgeting of funds within the parameters of an

approved 477 plan. Self Governance staff are working to advocate for the continued flexibility and operation of 477 Programs as was intended by Congress when it passed PL 102-477.

**7. Delaware Tribe of Indians**

Vickie Hanvey has continued to work with the Cherokee Nation Office of the Attorney General regarding the Delaware Tribe's Aid to Tribal Government funding.

**8. Federal Tort Claims Act**

The Self Governance Office, in coordination with Health Services and Finance staff, provided research assistance in support of a wrongful death case involving the Cherokee Nation. The U.S. Department of Health and Human Services and Department of Justice determined that Federal Tort Claims Act coverage applied and filed to dismiss Cherokee Nation as a plaintiff in the case.

**b. ARRA:**

**Reporting/Training:**

**1. Reporting to FederalReporting.gov.**

- Responded to various emails and comments from agencies regarding reports submitted.
- ARRA Section 1512 reports completed. See 6/30/2013 ARRA Summary for details.

**c. Brief on future plans/any new initiatives**

**IHS:**

1. Funding Allocation Analysis 2012
2. Update of IHS Carryover analysis.
3. Analysis and review of Area and Headquarters funding tables.
4. Review of the IHS CSC Shortfall report data.

**DOI:**


5. Working with EORO to close grants/contacts out of P638 system.
6. Real Estate Services to be incorporated into TDE project.
7. Update of DOI Carryover analysis.
8. PL102-477: A National workgroup has been assembled to address the reporting and auditing issues raised by HHS. Officials from OMB, DOI, HHS and DOL and tribal representatives continue to meet. Tribes are addressing these issues both administratively and legislatively.

**Other SG Participation:**

9. TIBC EORO Representative
10. Administration for Children and Families Tribal Advisory Council
11. National DOI Tribal Data Management pilot project.
12. National Title VI workgroup to further SG within HHS.
13. National HHS ACF Tribal Advisory Council
14. National Title IV workgroup with DOI SGAC.
15. National DOI CSC workgroup.
16. National DOI Funding Formula Matrix workgroup for SGAC.
17. Oklahoma SG Coalition representation of SG issues specific to Oklahoma.

**d. Travel report:**

7/30-8/1	Contract Support Cost Summit	Portland, OR
8/5-8/8	IHS Self-Governance Training	Washington, DC (Reimbursed by TSGAC)



ᑭᑭᑦᑭ ᑤᑭᑦ ᑭᑭᑭᑭᑭᑭ ᑤᑭᑭᑭᑭ

## Cherokee Nation Gaming Commission

### Director's Report

24 July 2013

#### Gaming Commission

- ∞ The FY 2014 budget hearings are scheduled for the week of 19 August 2013.

#### Cherokee Nation Entertainment

- ∞ A patron won a wide-area progressive jackpot at the Roland facility for over \$1 million. The WMS jackpot response team and DeJuna Frye, CNGC Gaming Agent Supervisor, were on hand to verify the jackpot. There is no indication on whether the patron will take a lump sum payment or the 20-year annuity; he was paid 5% of the jackpot at the time of verification.

#### National Indian Gaming Commission

- ∞ Chairwoman Tracie Stevens announced that she will be stepping down at the end of August. Chairwoman Stevens' appointment expired in June. There is no word as to who will replace or on who will fill the vacant Vice Chair position. Dan Little, Associate Commissioner, was reappointed for another 3-year term in May.
- ∞ The NIGC released their 5-Year plan on 18 July 2013, covering 2014 – 2018.

#### Other Events

- ∞ Newly elected Tribal Council members will be sworn in on August 14<sup>th</sup>. A reception for the departing members will be held after the Tribal Council meeting on August 12<sup>th</sup>.

- ∞ The Oklahoma Indian Gaming Association Conference is set for August 12 - 14, 2013, in Oklahoma City.
- ∞ The National Tribal Gaming Commissioners/Regulators fall conference is set for September 17 - 19, 2013 in Cherokee, North Carolina.
- ∞ The Oklahoma Tribal Gaming Regulators Conference is set for October 29<sup>th</sup> & 30<sup>th</sup>, 2013; the location is to be determined.



## 2013 COMPACT FEE PAYMENTS

	State	Fair Meadows	OHRC	Sub-Total	YTD
Jan	\$ 871,790.13	\$ 56,504.52	\$ 183,955.27	\$ 1,112,249.92	\$ 1,112,249.92
Feb	\$ 1,200,965.36	\$ 56,254.50	\$ 205,997.05	\$ 1,463,216.91	\$ 2,575,466.83
Mar	\$ 1,414,216.26	\$ 56,454.52	\$ 238,240.88	\$ 1,708,911.66	\$ 4,284,378.49
Apr	\$ 1,187,018.86	\$ 56,537.86	\$ 201,316.59	\$ 1,444,873.31	\$ 5,729,251.80
May	\$ 1,214,004.08	\$ 55,571.11	\$ 205,566.37	\$ 1,475,141.56	\$ 7,204,393.36
June	\$ 1,087,512.96	\$ 56,737.87	\$ 188,787.98	\$ 1,333,038.81	\$ 8,537,432.17
July	\$ -	\$ -	\$ -	\$ -	\$ 8,537,432.17
Aug	\$ -	\$ -	\$ -	\$ -	\$ 8,537,432.17
Sept	\$ -	\$ -	\$ -	\$ -	\$ 8,537,432.17
Oct	\$ -	\$ -	\$ -	\$ -	\$ 8,537,432.17
Nov	\$ -	\$ -	\$ -	\$ -	\$ 8,537,432.17
Dec	\$ -	\$ -	\$ -	\$ -	\$ 8,537,432.17
YTD Adj.	\$ -	\$ -	\$ -	\$ -	\$ 8,537,432.17
	\$ 6,975,507.65	\$ 338,060.38	\$ 1,223,864.14	\$ 8,537,432.17	

\$35,000 Annual Oversight Fee Paid in June

NIGC Fee Payments	
March	\$ 73,629.60
June	\$ 64,451.09
September	\$ -
December	\$ -
<b>TOTAL</b>	<b>\$ 138,080.69</b>

<b>Total Compact &amp; NIGC Fee Payments</b>	<b>\$ 8,675,512.86</b>
--	------------------------

## COMPACT FEE PAYMENT SUMMARY

	State	Fair Meadows	OHRC	Sub-Total	LTD
2005	\$ 2,948,594.00	\$ 500,040.00	\$ 1,478,858.36	\$ 4,927,492.36	\$ 4,927,492.36
2006	\$ 7,629,889.06	\$ 1,788,222.63	\$ 7,238,117.75	\$ 16,656,229.44	\$ 21,583,721.80
2007	\$ 11,472,065.73	\$ 962,047.93	\$ 4,573,604.66	\$ 17,007,718.32	\$ 38,591,440.12
2008	\$ 11,656,274.15	\$ 765,407.17	\$ 3,457,394.08	\$ 15,879,075.40	\$ 54,470,515.52
2009	\$ 12,258,076.70	\$ 749,466.52	\$ 2,393,709.96	\$ 15,401,253.18	\$ 69,871,768.70
2010	\$ 12,530,548.89	\$ 654,902.38	\$ 2,245,073.51	\$ 15,430,524.78	\$ 85,302,293.48
2011	\$ 12,842,971.99	\$ 624,666.63	\$ 2,263,371.18	\$ 15,731,009.80	\$ 101,033,303.28
2012	\$ 13,191,133.21	\$ 635,500.83	\$ 2,429,283.07	\$ 16,255,917.11	\$ 117,289,220.39
2013	\$ 6,975,507.65	\$ 338,060.38	\$ 1,223,864.14	\$ 8,537,432.17	\$ 125,826,652.56
	\$ 91,505,061.38	\$ 7,018,314.47	\$ 27,303,276.71	\$ 125,826,652.56	

---

LICENSING SUMMARY

---

Location	Key Employee	PMO	Operational	Total
Roland	153	91	49	293
Ramona	100	38	37	175
Catoosa	889	312	522	1,723
Catoosa - SS	7	2	-	9
WSS	392	160	233	785
Tahlequah	132	66	35	233
Sallisaw	73	31	26	130
Ft. Gibson	88	26	32	146
WRD	72	30	27	129
Corporate	113	142	3	258
CNGC	-	55	-	55
Toby Keith	-	-	91	91
CN Day Worker	-	-	62	62
<b>TOTALS</b>	<b>2,019</b>	<b>953</b>	<b>1,117</b>	<b>4,089</b>

---

VENDOR LICENSES

---

Entity	Class A	Class B	Class C	Exempt	Total
Companies	73	93	1	44	211
Individuals	494	225	-	-	719

**GAMING MACHINES**

Vendor	Catoosa	Cat SS	Ft. Gibson	Roland	Sallisaw	WSS	WSS SS	Ramona	Tahl.	Totals
<b>CLASS II</b>										
AGS	20	-	10	12	-	-	-	4	8	54
GTAG/WMS	35	-	-	25	-	69	-	-	20	149
VGT	959	52	273	275	104	481	93	297	170	2,704
<b>Sub-Total</b>	<b>1,014</b>	<b>52</b>	<b>283</b>	<b>312</b>	<b>104</b>	<b>550</b>	<b>93</b>	<b>301</b>	<b>198</b>	<b>2,907</b>
<b>COMPACT</b>										
Ainsworth	8	-	-	-	-	12	-	-	-	20
Aristocrat	72	10	8	11	-	56	-	12	4	173
Aruze	12	-	12	-	6	-	-	6	-	36
Bally	284	6	32	73	27	131	18	49	38	658
IGT	579	5	75	158	88	395	24	52	112	1,488
Konami	81	-	16	22	12	66	6	32	16	251
Lightning	6	-	4	-	-	-	-	-	-	10
Multimedia	40	-	14	4	-	41	-	10	10	119
Nova	6	-	-	-	-	-	-	-	8	14
Speilo	5	-	5	-	-	-	-	-	-	10
T3	-	-	-	-	-	3	-	-	-	3
Tablemax	-	-	-	5	-	-	-	-	-	5
WMS	253	9	51	38	29	99	8	32	27	546
<b>Sub-Total</b>	<b>1,346</b>	<b>30</b>	<b>217</b>	<b>311</b>	<b>162</b>	<b>803</b>	<b>56</b>	<b>193</b>	<b>215</b>	<b>3,333</b>
<b>Grand Total</b>	<b>2,360</b>	<b>82</b>	<b>500</b>	<b>623</b>	<b>266</b>	<b>1,353</b>	<b>149</b>	<b>494</b>	<b>413</b>	<b>6,240</b>
<b>Class II</b>	<b>1,014</b>	<b>52</b>	<b>283</b>	<b>312</b>	<b>104</b>	<b>550</b>	<b>93</b>	<b>301</b>	<b>198</b>	<b>2,907</b>
% of floor	42.97%	63.41%	56.60%	50.08%	39.10%	40.65%	62.42%	60.93%	47.94%	46.59%
<b>Compact</b>	<b>1,346</b>	<b>30</b>	<b>217</b>	<b>311</b>	<b>162</b>	<b>803</b>	<b>56</b>	<b>193</b>	<b>215</b>	<b>3,333</b>
% of floor	57.03%	36.59%	43.40%	49.92%	60.90%	59.35%	37.58%	39.07%	52.06%	53.41%
<b>TOTAL</b>	<b>2,360</b>	<b>82</b>	<b>500</b>	<b>623</b>	<b>266</b>	<b>1,353</b>	<b>149</b>	<b>494</b>	<b>413</b>	<b>6,240</b>

**CARD / TABLE GAMES**

<b>Table Games</b>				
Game	Catoosa	Roland	WSS	Total
Poker	12	8	8	28
3-Card Poker	1	1	1	3
Prog. 3-Card Poker	2	1	2	5
Ult. Texas Hold'em	3	-	1	4
Progressive UTH	2	1	1	4
Blackjack	17	3	12	32
21 +3	4	1	2	7
Roulette	3	-	2	5
Craps	1	-	-	1
<b>Total</b>	<b>45</b>	<b>15</b>	<b>29</b>	<b>89</b>