

Group: Marshal Service **Month/Year of Report:** June for July 02011
Group Leader: Sharon Wright **Phone:** 207 3800 **Email:** swright@cherokee.org

I. Budget Highlights – please refer to Monthly Financial Report

NAHASDA is under-spent due to being four short for a period of several months and some duty shifts to work on administrative process flows other budgets are in spending range.

II. Program Highlights for June

Mayes, Delaware, Rogers, Tulsa

1. Warrant service (1)
2. Possession CDS (1)
3. Child abuse investigation (1)
4. Warrant (1)
5. PI (5)
6. Resisting (1)
7. Vandalism (2)
8. Domestic (1)
9. Drugs (1)

Cherokee , N.Adair County, Muskogee 12

1. Public Intox (3)
2. Theft (1)
3. Possession Marijuana (1)
4. Child Abuse Investigation (1)
5. Forgery (1)
6. Burglary (1)
7. DUI (1)
8. Vandalism (1)

S. Adair , Sequoyah

1. Robbery (1)
2. Possession of CDS (1)
3. PI (1)
4. DUI (2)
5. Grand Larceny (1)
6. Aggravated A&B (1)

III. Accomplishments:

Assisted in the “Remember The Removal” bike ride.
Assisted with summer youth camps.



NAHASDA:

Dist I: 151

Dist II: 321

Dist III: 249

Total: 721

OFFICE OF THE ATTORNEY GENERAL
Report to Rules Committee
July 2011

Dockets attended for the month of June:

Criminal Dockets- Cherokee Nation Tribal Court

Juvenile Dockets- Cherokee Nation Tribal Court
Delaware County
Muskogee County
Rogers County

Child Support Dockets- Cherokee Nation Tribal Court
Cherokee County
Rogers County

Out of State Dockets- Sedgwick Co., KS

Civil Dockets- Cherokee County

Diane Hammons- participated in the Native American Economic Development Conference-Women Leaders.

Chrissi Nimmo- attended regular monthly dockets, participated in the Solo-Small Law Firm Workshop in Quapaw, OK, attended

Susan Work- attended 2011 Sovereignty Symposium and the Cobell Fairness Hearing in Washington, D.C.

Robert Garcia- attended regular monthly dockets.

Cheryl Hamby- attended 2011 Sovereignty Symposium and regular monthly dockets.

Dana Jim- participated in the 2011 Cherokee Law Institute's Mock Trial as a judge on June 24, 2011 and attended regular monthly dockets.

Elizabeth Odell- attended 2011 Sovereignty Symposium and regular monthly dockets.

Nason Morton- attended regular monthly dockets.

Cynthia Burlison- attended regular monthly dockets and the 2011 Sovereignty Symposium.

Danita COX- attended 2011 Sovereignty Symposium

Nancy Rineheart-Attended the 2011 Violence Against Women Training hosted by the District Attorney's Council.

**COUNCIL OF THE CHEROKEE NATION
RULES COMMITTEE REPORT**

Group: Election Commission

Month/Year of Report: June 2011

Group Leader:

Phone: 458-5899

E-mail: election-commission@cherokee.org

I. Budget Highlights

- a.) None

II. Program Highlights

a.) Balanced Scorecard Measures

- 1. n/a

b.) Accomplishments

- 1. Walk in and General election held.
- 2. All returned mailed recorded as bad address or deceased.
- 3. Relinquished current through 6/30/11

c.) Future Plans/New Initiatives

- 1. Process all absentee ballot requests for run-off
- 2. Prepare for early walk-in voting and run-off election.

CHEROKEE NATION TRIBAL COUNCIL RULES COMMITTEE REPORT

Group: Tax Commission

Month/Year of Report: July, 2011

Group Leader: Sharon Swepston

Phone:

E-mail: Sharon-sweepston@cherokee.org

I. Budget Highlights

- a.) Please refer to the monthly financial report from Finance.

II. Program Highlights

a.) Motor Vehicle

1. Year to Date Motor Vehicle revenue for FY11 compared to FY10 as of May 31, had an overall increase of 9.70%.
2. The month to month revenue comparison for May 2010 (FY10) compared to May 2011 (FY11) shows an increase of 12.60%.
3. The detail for all areas of revenue for motor vehicle is shown on the attached graphs.

b.) Revenue and Taxation Division

1. Year to Date Revenue and Taxation (Tobacco) for FY11 compared to FY10 as of May 31, had an overall increase of 3.63%.
3. A month to month revenue comparison May 2010 (FY10) compared to May 2011 (FY11) shows an increase of 12.63%.
3. The detail for all areas of tax is shown on the attached graphs.

c.) Future Plans/New Initiatives

1. There will be a Special Tax Commission meeting on July 27, 2011 at 4:30 pm in the Government Resources Conference room.
2. The next regular Tax Commission meeting is scheduled for September 14, 2011.

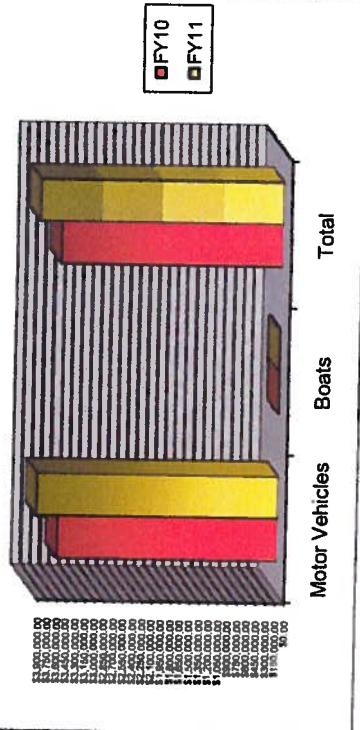


CHEROKEE NATION TAX COMMISSION

MARCH 2011

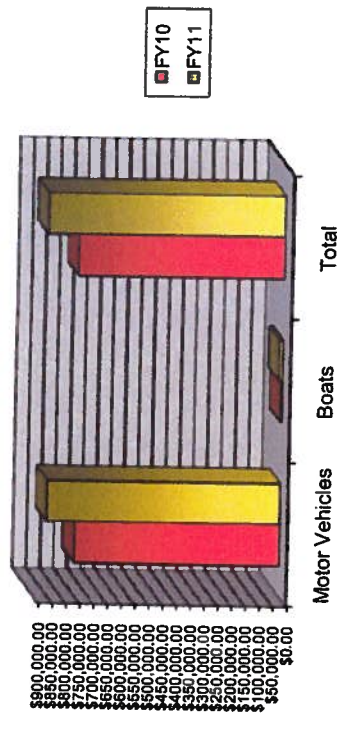
	Motor Vehicles	Boats	Total
FY10	\$3,482,926.29	\$20,099.49	\$3,503,025.78
FY11	\$3,815,367.58	\$24,534.00	\$3,839,901.58
% of Change	9.54%	22.06%	9.62%

MV Gross Revenue Comparison - Year to Date



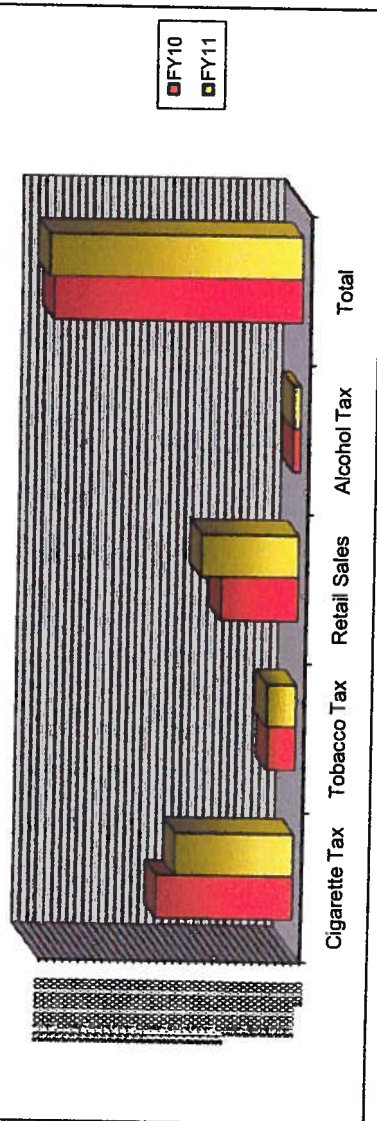
	Motor Vehicles	Boats	Total
FY10	\$743,142.66	\$5,000.63	\$748,143.29
FY11	\$847,104.93	\$12,639.15	\$859,744.08
% of Change	13.99%	152.75%	14.92%

MV Gross Revenue Comparison - Month to Month



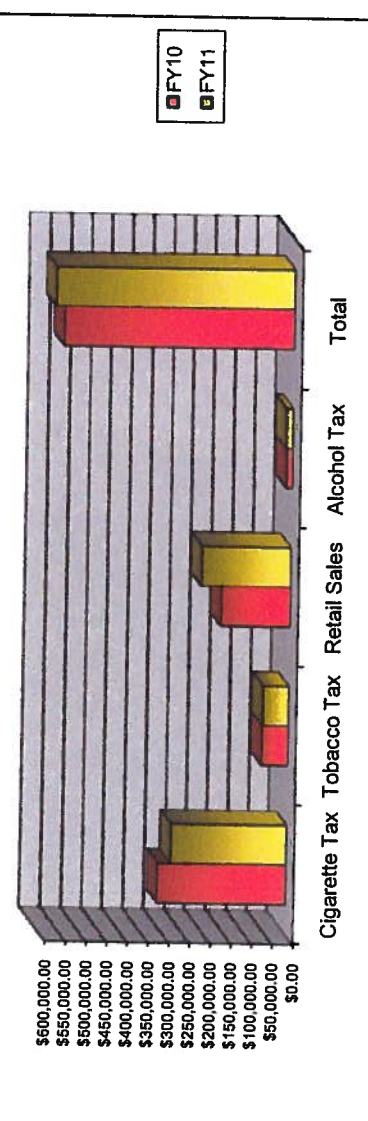
	Cigarette Tax	Tobacco Tax	Retail Sales	Alcohol Tax	Total
FY10	\$1,728,623.80	\$354,432.83	\$973,569.78	\$88,338.40	\$3,144,964.81
FY11	\$1,502,726.91	\$374,136.84	\$1,226,964.10	\$101,348.06	\$3,205,175.91
% of Change	-13.07%	5.56%	26.03%	14.73%	1.91%

R & T Gross Revenue Comparison Year to Date



	Cigarette Tax	Tobacco Tax	Retail Sales	Alcohol Tax	Total
FY10	\$310,354.65	\$63,493.66	\$168,254.94	\$14,842.40	\$556,945.65
FY11	\$280,807.01	\$62,957.69	\$216,062.63	\$17,188.53	\$577,015.86
% of Change	-9.52%	-0.84%	28.41%	15.81%	3.60%

R & T Gross Revenue Comparison Month to Month



Group: Government Resources Month/Year of Report: June 2011 07/07/2011

Group Reporter: Vickie Hanvey Phone: 918-453-5391 Email: vhanvey@cherokee.org

I. **Budget Highlights – please refer to Monthly Financial Report**

Description of Budget exceptions: No budget exceptions to report.

II. **Program Highlights**

a. **Include any accomplishments**

1. Continued participation in the DOI Title IV discussions to reintroduce the bill. Bill was introduced on July 7, 2011.
2. DHHS, Office of Child Care is in the process of implementing a Grantee Internal Control Self-Assessment Instrument that could assist in reducing improper payments in the CCDF program. So far, OCC has completed this pilot process with five states. On June 7 and 8, 2011, the Nation was requested as the first Tribe to participate in the pilot. There were 3 federal staff and 3 contractors participating in the pilot review. Laurie Hand and her staff should be commended for the program excellence and could be used as a model program for best practices.
3. An amendment was processed to the Nation's PL102-477 Plan for construction of a new Child Care facility.
4. OMB approved apportionments on June 3rd, IHS 2011 CR balance payments are in process for all tribes.
5. July 7, 2011 an amendment for Roads was submitted for \$7,546,121.06. An additional amendment for Bridge funding \$1,000,000 is in process.
6. The Nation has submitted a request for \$2.6 million for a TAAMS project which will address the recordation location issue of the Nation's title records. The intent is to recover records scattered across county lines and combine the records of individual allottees into one place in order to identify current restricted ownership.

b. **ARRA:**

Reporting/Training:

1. Reporting to FederalReporting.gov.
 - a. Responded to various emails and comments from agencies regarding reports submitted.
 - b. 2011 Qtr 2 ARRA Section 1512 reports in process. 06/30/2011 ARRA Summary will be prepared once complete.

Program Updates:

2. Participated in USDA webinar regarding the national status of ARRA Broadband grants to tribes. Awards have not been executed for any tribe todate.

c. **Brief on future plans/any new initiatives**

IHS:

1. Preparation for IHS pre-negotiations.
2. Review of the IHS CSC Shortfall report.
3. Analysis and review of Area and Headquarters funding tables.

DOI:

4. PL102-477: The federal agencies have issued an addendum agreement in order to participate in the 477 program. The National 477 Workgroup has issued comments opposing the addendum agreement.

5. Cobell Settlement: The Nation received posters and DVDs from Kinsella Media, a public relations contractor for the settlement. All inquiries are being directed to the settlement contacts.
 6. DOI CSC Workgroup: The CSC Shortfall Report submitted to Congress includes erroneous information for Cherokee Nation. The National workgroup agreed to footnote the upcoming report regarding the error.
 7. IRR:
Participating on teleconferences regarding reauthorization legislation.
Question 10 Summary report: The formula change was announced to be issued through an Indian Affairs Manual Directive (not issued to date).
- Other:**
8. Participating on the national Tribal Data Management pilot project.
 9. Actively participate with the Oklahoma SG Coalition regarding national SG issues.

d. Announcements

e. Other

1. Attend monthly meetings as a Member of the Policy Council serving the Early Childhood Unit Headstart Program.
2. Participate in regular meetings of the Strategic Budget Committee and assist in the review of budget proposals in an advisory capacity.



Gaming Commission Director's Report 27 July 2011

COMPACT FEE PAYMENTS

DESCRIPTION	MONTHLY STATE FEE	OHRC	FAIR MEADOWS	TOTAL	TOTAL YEAR TO DATE
January-11	\$ 794,610.18	\$ 177,730.01	\$ 54,020.99	\$ 1,026,361.18	\$ 1,026,361.18
February-11	\$ 983,613.36	\$ 158,708.19	\$ 56,037.82	\$ 1,198,359.37	\$ 2,224,720.55
March-11	\$ 1,185,545.58	\$ 203,537.20	\$ 49,137.26	\$ 1,438,220.04	\$ 3,662,940.59
April-11	\$ 1,112,061.07	\$ 191,178.81	\$ 51,387.44	\$ 1,354,627.32	\$ 5,017,567.91
May-11	\$ 1,083,988.95	\$ 179,670.72	\$ 50,837.40	\$ 1,314,497.07	\$ 6,332,064.98
June-11*	\$ 1,069,600.87	\$ 183,885.76	\$ 51,737.47	\$ 1,305,224.10	\$ 7,637,289.08
July-11	\$ -	\$ -	\$ -	\$ -	\$ -
August-11	\$ -	\$ -	\$ -	\$ -	\$ -
September-11	\$ -	\$ -	\$ -	\$ -	\$ -
October-11	\$ -	\$ -	\$ -	\$ -	\$ -
November-11	\$ -	\$ -	\$ -	\$ -	\$ -
December-11	\$ -	\$ -	\$ -	\$ -	\$ -
YTD ADJ.	\$ -	\$ -	\$ -	\$ -	\$ -
SUB-TOTALS	\$ 6,229,420.01	\$ 1,094,710.69	\$ 313,158.38	\$ 7,637,289.08	\$ 7,637,289.08

NIGC FEE PAYMENTS

Qtr Ending 6/30/2011	\$ 130,379.48
Qtr Ending 12/30/2011	\$ -
TOTAL NIGC YTD	\$ 130,379.48

TOTAL COMPACT & NIGC FEES **\$7,767,668.56**

* Includes \$35,000 annual oversight assessment fee.

COMPACT FEE PAYMENT SUMMARY

YEAR	STATE	FAIR MEADOWS	OHRC	TOTAL
2005	\$ 2,948,594.00	\$ 500,040.00	\$ 1,478,858.36	\$ 4,927,492.36
2006	\$ 7,629,889.06	\$ 1,788,222.63	\$ 7,238,177.75	\$ 16,656,229.44
2007	\$ 11,472,065.73	\$ 962,047.93	\$ 4,573,604.66	\$ 17,007,718.32
2008	\$ 11,656,274.15	\$ 765,407.17	\$ 3,457,394.08	\$ 15,879,075.40
2009	\$ 12,258,076.70	\$ 749,466.52	\$ 2,393,709.96	\$ 15,401,253.18
2010	\$ 12,530,548.89	\$ 654,902.38	\$ 2,245,073.51	\$ 15,430,524.78
2011	\$ 6,229,420.01	\$ 313,420.01	\$ 1,094,710.69	\$ 7,637,289.08
TOTAL	\$ 64,724,868.54	\$ 5,733,245.01	\$ 22,481,469.01	\$ 92,939,582.56

GAMING LICENSES

FACILITY	KEY EMPLOYEE	PMO	OPERATIONAL LICENSE	TOTAL
Roland	177	42	58	277
Ramona	62	17	16	95
Catoosa	855	169	481	1,505
Catoosa - SS	1	2	2	5
WSS	436	100	257	793
Tahlequah	105	45	42	192
Sallisaw	76	18	32	126
Ft. Gibson	46	12	20	78
WRD	69	20	40	129
Corporate	162	137	41	340
Toby Keith's	-	-	66	66
CN Day Worker	-	-	13	13
CNGC	-	48	-	48
TOTAL	1,989	610	1,068	3,667

CLASS II GAMES

VENDOR	CATOOSA	CATOOSA SS	FT. GIBSON	ROLAND	SALLISAW	WSS	RAMONA	TAHLEQUAH	TOTAL
AGS	80	8	10	17	16	86	6	68	291
VGT	703	50	127	243	100	466	94	137	1,926

TOTAL	783	58	137	260	116	552	100	211	2,217
--------------	------------	-----------	------------	------------	------------	------------	------------	------------	--------------

COMPACT GAMES

VENDOR	CATOOSA	CATOOSA SS	FT. GIBSON	ROLAND	SALLISAW	WSS	RAMONA	TAHLEQUAH	TOTAL
AC Coin	-	-	-	-	-	8	-	-	8
Aristocrat	47	-	4	6	-	60	6	8	131
Atronic	18	-	-	-	-	22	-	-	40
Bally	220	6	30	75	26	134	18	28	537
C2	-	-	-	3	-	-	-	-	3
IGT	530	15	42	167	82	414	33	130	1,413
Intuicode	-	-	-	-	-	8	-	-	8
Konami	61	-	14	22	12	54	22	11	196
Multimedia	-	-	-	-	-	-	-	-	-
Nova	12	-	-	-	-	-	-	-	12
T3	-	-	-	-	-	27	-	-	27
WMS	300	-	28	71	29	198	31	22	679
TOTAL	1,188	21	118	344	149	925	110	199	3,054

The total number of gaming machines – Class II & Compact – in all locations is 5,271. Compact games make up 58% of the gaming floor with Class II games occupying the remaining 42%.

CARD/TABLE GAMES

GAME	CATOOSA	ROLAND	WSS	TOTAL
Poker	12	8	8	28
Blackjack	18	5	14	37
3-Card Poker	1	1	1	3
Ult. Texas	3	1	2	6
Doyle Brunson	-	1	1	2
Roulette	1	-	2	3
Craps	1	-	-	1
TOTAL	36	16	28	80

MACHINE OWNERSHIP AS OF 11 JULY 2011

	VENDOR	CATOOSA	CAT SS	FT. GIBSON	ROLAND	SALLISAW	WSS	RAMONA	TAHL	TOTALS
LEASED	AC Coin	-	-	-	-	-	8	-	-	8
	AGS	80	8	10	17	16	86	6	68	291
	Aristocrat	39	-	4	-	-	60	6	8	117
	Atronic	18	-	-	-	-	22	-	-	40
	Bally	94	1	13	15	-	59	9	6	197
	C2	-	-	-	3	-	-	-	-	3
	IGT	301	9	30	80	50	284	30	95	879
	Intuicode	-	-	-	-	-	8	-	-	8
	Konami	61	-	14	22	12	54	22	11	196
	Multimedia	-	-	-	-	-	-	-	-	-
	Nova	12	-	-	-	-	-	-	-	12
	T3	-	-	-	-	-	-	-	-	-
	VGT	703	50	127	243	100	466	94	143	1,926
	WMS	143	-	14	20	19	105	31	12	344
Sub-Total	1,451	68	212	400	197	1,152	198	343	4,021	
OWNED	Aristocrat	8	-	-	6	-	-	-	-	14
	Bally	126	5	17	60	26	75	9	22	340
	IGT	229	6	12	87	32	130	3	35	534
	T3	-	-	-	-	-	27	-	-	27
	WMS	157	-	14	51	10	93	-	10	335
	Sub-Total	520	11	43	204	68	325	15	67	1,250
GRAND TOTAL	1,971	79	255	604	265	1,477	210	410	5,271	