

Group: Marshal Service Month/Year of Report: February 2015
 Group Leader: Shannon Buhl Phone: 207-3800 Email: shannon-buhl@cherokee.org

I. Budget Highlights – please refer to Monthly Financial Report

II. Program Highlights for January:

<u>District 1</u> 412 North Information Report (6) Warrants (3) Other Agency Assists (40) Warnings (36) Citations (14) Alcohol/Drug Arrests (10) A&B/DV (6) Sexual Assault/Battery (2) Burglary/Theft/Larceny (3) Vandalism (1) Fail to Comply Sex Offender (1) Unattended Death (2)	<u>District 2</u> 412 South Information Report (13) Warrants (22) Other agency assists (124) Warnings (65) Citations (45) Alcohol/Drug Arrests (21) A&B/DV (5) Burglary/Theft/Larceny (3) Vandalism (1) Forgery (1) DUS (2) Disturb the Peace (1)
--	---

III. Special Operations

Dive (0)
SWAT (1)
Task Force (22)

IV. Accomplishments

Danny Tanner-FLETC Graduation
Shannon Buhl, Faron Pritchett, Scott Craig-SHOT Show
Tony Asbill, Matt Laney, David Johnson, James Harper, Danny Doolin,
Dustin Davis-CJIC

V. Security

Security Violations (28)
Vehicle Assists (15)
Incident Reports (3)

VI. Federal Facilities

Claremore (2) EDO
Hastings (1) EDO
Three Rivers (0)

VII. Community

Franky Dreadfulwater:
Bell, Marble City, Sequoyah-REAL
Drug Court “Bright Futures”

John Timothy-World Wear Project

Shawna Roach:
Polar Project Computer Giveaway-Hulbert, Cave Springs

VIII. NAHASDA PATROLS:

District 1 0456

District 2 0659

Total 1115

Cherokee Nation Election Commission (CNEC)

918.458.5899 (office) 918.458.6101 (fax)

Election-Commission@Cherokee.org

Rules Report

January 2015

I. Budget Highlights

a.) None

II. Program Highlights

a.) N/A

III. Accomplishments

- a.) CNEC is continuing to send press releases to newspapers within the 15 districts updating them on upcoming deadlines within the 2015 election cycle
- b.) Office staff has stayed current and on target with all registration processing and Election preparation goals thus far
- c.) CNEC has stayed current with Tribal Registration deceased citizen listings
- d.) CNEC received the report from Tribal Registration of past 10 year's deceased citizens. The report is being processed in a timely manner.

IV. Future Plans and Initiatives

- a.) The office staff and director are making and will continue to make preparations for the upcoming election cycle
- b.) Hart Intercivic will continue to provide on-site support services throughout the election cycle



CHEROKEE NATION TRIBAL COUNCIL RULES COMMITTEE REPORT

Group: Tax Commission

Month/Year of Report: February, 2015

Group Leader: Sharon Swepston

Phone:

E-mail: Sharon-sweepston@cherokee.org

I. Budget Highlights

- a.) Please refer to the monthly financial report from Finance.

II. Program Highlights

a.) Motor Vehicle

1. Year to Date Motor Vehicle revenue for FY15 compared to FY14 as of December 31st 2014 & December 31st 2013, had an overall increase of 28.65%.
2. The month to month revenue comparison for December 2013 (FY14) compared to December 2014 (FY15) shows an increase of 46.93%.
3. The detail for all areas of revenue for motor vehicle is shown on the attached graphs.
4. For FY15 new tags issues in the Extended Jurisdictional Boundary for October 1,326 November 1,055, December 1,505 January 1,367.

b.) Revenue and Taxation Division

1. Year to Date Revenue and Taxation (Tobacco) for FY15 compared to FY14 as of December 31st 2014 & December 31st 2013, had an overall decrease of 29.10%.
5. A month to month revenue comparison December 2013 (FY14) compared to December 2014 (FY15) shows a decrease of 17.28%.
3. The detail for all areas of tax is shown on the attached graphs.

c.) Future Plans/New Initiatives

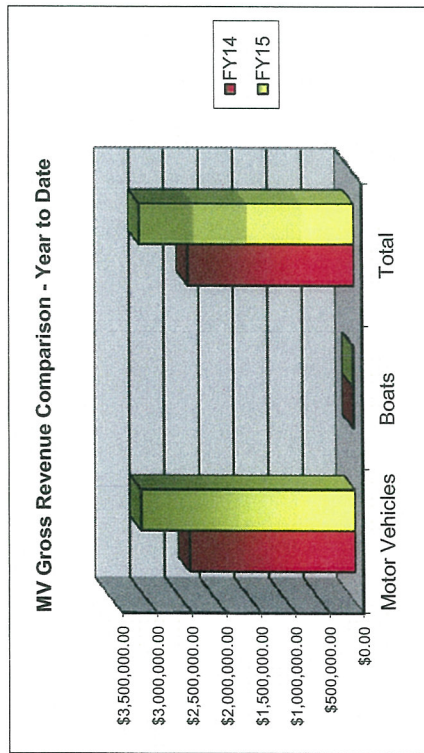
1. The next Tax Commission meeting is scheduled for March 11, 2015 at 4:30 pm in the CNTC Conference room.
2. The Veterans Sales Tax Exemption Cards have been mailed out to all qualified applicants. As of February 6, 2015 we have mailed out 131 Veteran Sales Tax Exemption Cards. CNE has implemented their upgraded system to process the new sales tax exemptions for Cherokee veterans.
3. We have received our report for December 2014 purchases and payment from the State of Oklahoma and rebates are scheduled to be distributed to the retailers by or before February 15, 2015.



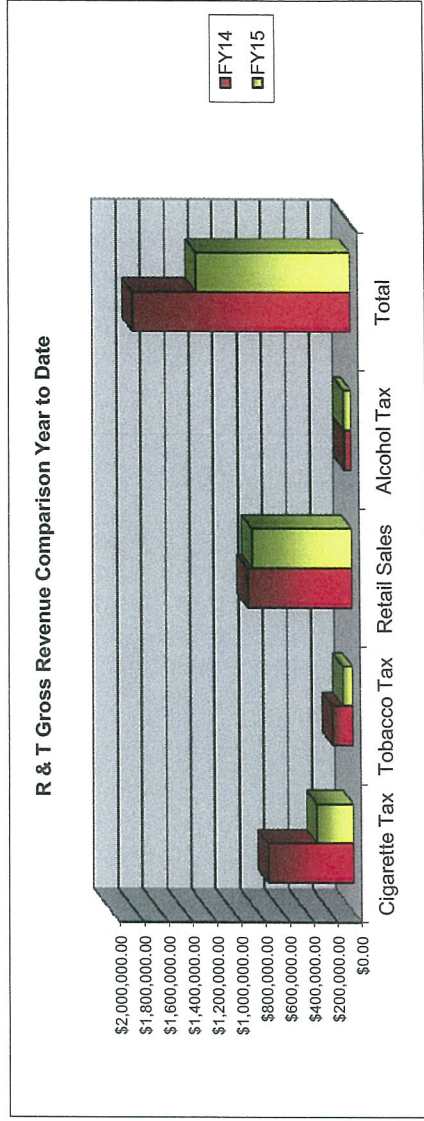
CHEROKEE NATION TAX COMMISSION

DECEMBER, 2014

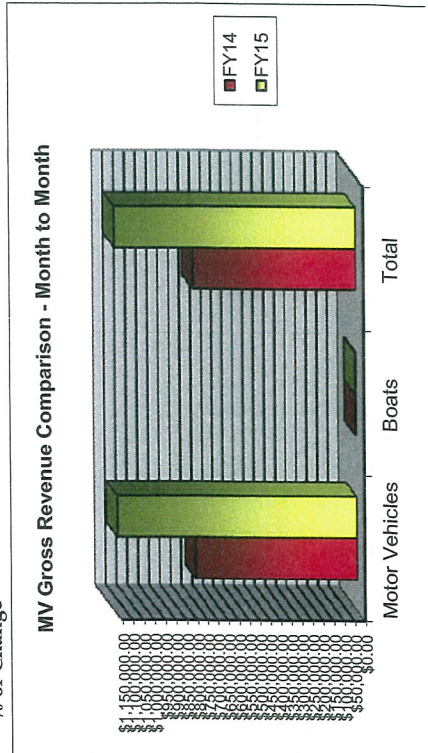
	Motor Vehicles	Boats	Total
FY14	\$2,412,773.24	\$15,559.29	\$2,428,332.53
FY15	\$3,106,420.68	\$17,745.66	\$3,124,166.34
% of Change	28.75%	14.05%	28.65%



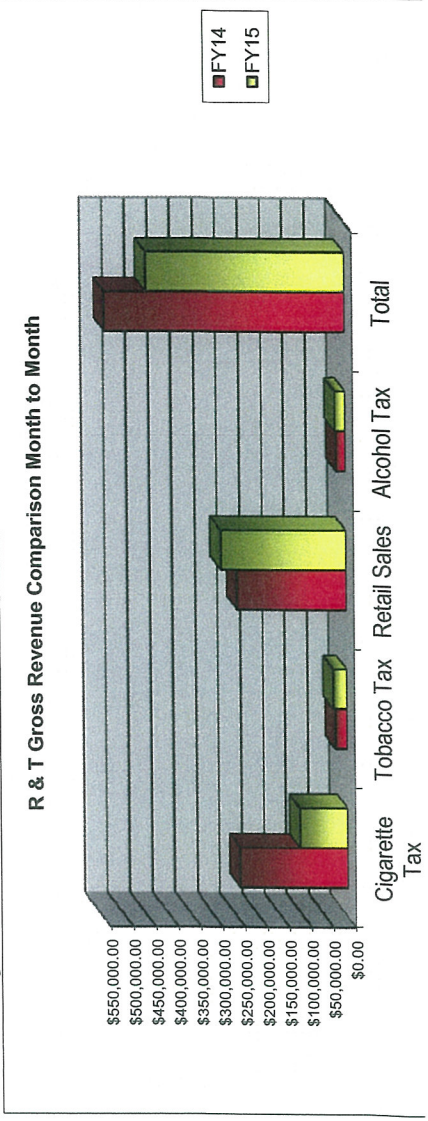
	Cigarette Tax	Tobacco Tax	Retail Sales	Alcohol Tax	Total
FY14	\$712,463.29	\$171,322.79	\$869,938.80	\$57,586.43	\$1,811,311.31
FY15	\$306,914.96	\$83,719.20	\$830,322.86	\$63,268.12	\$1,284,225.14
% of Change	-56.92%	-51.13%	-4.55%	9.87%	-29.10%




	Motor Vehicles	Boats	Total
FY14	\$768,427.53	\$4,552.99	\$772,980.52
FY15	\$1,129,646.54	\$6,077.91	\$1,135,724.45
% of Change	47.01%	33.49%	46.93%



	Cigarette Tax	Tobacco Tax	Retail Sales	Alcohol Tax	Total
FY14	\$242,791.38	\$26,767.35	\$245,356.94	\$21,359.98	\$536,275.65
FY15	\$108,252.00	\$30,728.13	\$280,824.37	\$23,815.63	\$443,620.13
% of Change	-55.41%	14.80%	14.46%	11.50%	-17.28%





ႫႫႫ ႫႫႫ ႫႫႫ ႫႫႫ ႫႫႫ
 Cherokee Nation Gaming Commission

Director's Report

6 march 2015

2015 COMPACT FEE PAYMENTS

	State	Fair Meadows	OHRC	Sub-Total	YTD
Jan	\$ 927,973.36	\$ 58,921.38	\$ 226,636.61	\$ 1,213,531.35	\$ 1,213,531.35
Feb	\$ -	\$ -	\$ -	\$ -	\$ 1,213,531.35
Mar	\$ -	\$ -	\$ -	\$ -	\$ 1,213,531.35
Apr	\$ -	\$ -	\$ -	\$ -	\$ 1,213,531.35
May	\$ -	\$ -	\$ -	\$ -	\$ 1,213,531.35
June*	\$ -	\$ -	\$ -	\$ -	\$ 1,213,531.35
July	\$ -	\$ -	\$ -	\$ -	\$ 1,213,531.35
Aug	\$ -	\$ -	\$ -	\$ -	\$ 1,213,531.35
Sept	\$ -	\$ -	\$ -	\$ -	\$ 1,213,531.35
Oct	\$ -	\$ -	\$ -	\$ -	\$ 1,213,531.35
Nov	\$ -	\$ -	\$ -	\$ -	\$ 1,213,531.35
Dec	\$ -	\$ -	\$ -	\$ -	\$ 1,213,531.35
YTD Adj.	\$ -	\$ -	\$ -	\$ -	\$ 1,213,531.35
	\$ 927,973.36	\$ 58,921.38	\$ 226,636.61	\$ 1,213,531.35	

NIGC Fee Payments	
March	\$ -
June	\$ -
September	\$ -
December	\$ -
TOTAL	\$ -

Total Compact & NIGC Fee Payments	\$ 1,213,531.35
--	------------------------

COMPACT FEE PAYMENT SUMMARY

	State	Fair Meadows	OHRC	Sub-Total	LTD
2005	\$ 2,948,594.00	\$ 500,040.00	\$ 1,478,858.36	\$ 4,927,492.36	\$ 4,927,492.36
2006	\$ 7,629,889.06	\$ 1,788,222.63	\$ 7,238,117.75	\$ 16,656,229.44	\$ 21,583,721.80
2007	\$ 11,472,065.73	\$ 962,047.93	\$ 4,573,604.66	\$ 17,007,718.32	\$ 38,591,440.12
2008	\$ 11,656,274.15	\$ 765,407.17	\$ 3,457,394.08	\$ 15,879,075.40	\$ 54,470,515.52
2009	\$ 12,258,076.70	\$ 749,466.52	\$ 2,393,709.96	\$ 15,401,253.18	\$ 69,871,768.70
2010	\$ 12,530,548.89	\$ 654,902.38	\$ 2,245,073.51	\$ 15,430,524.78	\$ 85,302,293.48
2011	\$ 12,842,971.99	\$ 624,666.63	\$ 2,263,371.18	\$ 15,731,009.80	\$ 101,033,303.28
2012	\$ 13,191,133.21	\$ 635,500.83	\$ 2,429,283.07	\$ 16,255,917.11	\$ 117,289,220.39
2013	\$ 13,775,089.66	\$ 671,503.73	\$ 2,454,446.83	\$ 16,901,040.22	\$ 134,190,260.61
2014	\$ 13,491,207.55	\$ 694,488.92	\$ 2,468,666.10	\$ 16,654,362.57	\$ 150,844,623.18
2015	\$ 927,973.36	\$ 58,921.38	\$ 226,636.61	\$ 1,213,531.35	\$ 152,058,154.53
	\$ 111,795,850.94	\$ 8,046,246.74	\$ 31,002,525.50	\$ 152,058,154.53	

LICENSING SUMMARY

Location	Key Employee	PMO	Operational	Total
Roland	155	89	52	296
Ramona	83	45	31	159
Catoosa	958	370	564	1,892
Catoosa - SS	4	2	-	6
WSS	406	164	221	791
Tahlequah	135	66	51	252
Sallisaw	69	38	31	138
Ft. Gibson	93	33	33	159
WRD	71	32	26	129
Corporate	98	119	2	219
SCC	44	18	16	78
CNGC	-	54	-	54
Toby Keith	-	-	78	78
CN Day Worker	-	-	50	50
TOTALS	2,116	1,030	1,155	4,301

VENDOR LICENSES

Entity	Class A	Class B	Class C	Exempt	Total
Companies	103	95	2	43	243
Individuals	711	349	5	-	1,065

GAMING MACHINES

Vendor	Catoosa	Cat SS	Ft. Gibson	Roland	Sallisaw	WSS	Ramona	Tahl.	WRD	Totals
CLASS II										
AGS	-	-	-	-	-	-	-	20	-	20
Eclipse	22	-	-	-	-	-	-	21	-	43
GTAG/WMS	35	-	-	10	-	70	-	16	-	131
VGT	875	52	224	274	100	561	230	138	-	2,454
Sub-Total	932	52	224	284	100	631	230	195	-	2,648
COMPACT										
AGS	37	-	4	-	-	-	6	-	-	47
Ainsworth	15	-	6	6	-	12	8	8	-	55
Aristocrat	84	10	8	19	6	62	4	4	-	197
Aruze	32	-	12	4	-	10	14	-	-	72
Bally	329	6	60	83	26	186	67	33	46	836
IGT	505	5	77	134	72	329	48	102	74	1,346
Konami	77	-	24	26	12	80	36	23	-	278
Multimedia	73	-	18	26	14	57	30	16	-	234
Nova	12	-	6	-	-	6	8	8	-	40
Speilo	19	-	5	-	-	12	8	8	-	52
VGT	-	-	-	-	-	-	-	-	102	102
WMS	210	9	50	36	35	113	28	15	28	524
Sub-Total	1,393	30	270	334	165	867	257	217	250	3,783
Grand Total	2,325	82	494	618	265	1,498	487	412	250	6,431
Class II	932	52	224	284	100	631	230	195	-	2,648
% of floor	40.09%	63.41%	45.34%	45.95%	37.74%	42.12%	47.23%	47.33%	0.00%	41.18%
Compact	1,393	30	270	334	165	867	257	217	250	3,783
% of floor	59.91%	36.59%	54.66%	54.05%	62.26%	57.88%	52.77%	52.67%	100.00%	58.82%
TOTAL	2,325	82	494	618	265	1,498	487	412	250	6,431

CARD / TABLE GAMES

Table Games				
Game	Catoosa	Roland	WSS	Total
Poker	12	7	8	27
3-Card Poker	-	-	1	1
Prog. 3-Card Poker	2	1	-	3
Ult. Texas Hold'em	1	-	-	1
Progressive UTH	4	1	2	7
Blackjack	15	2	10	27
FreeBet Blackjack	4	-	-	4
21 + 3	3	2	3	8
Roulette	3	-	2	5
Casino War	1	-	-	1
House Money	-	-	2	2
Craps	1	-	-	1
Total	46	13	28	87

HUMAN RESOURCES

January 2015

NASON MORTON, INTERIM EXECUTIVE DIRECTOR
Extension 5682

Human Resources is currently working on the revision of Cherokee Nation Human Resources Policies and Procedures (CNHRPP), portions of Chapter II. As of January 29, 2015, the total numbers of Employee is 3448. Of those employees, 2854 are Cherokee and 263 are members of another Federally recognized tribe.

EMPLOYMENT/COMPENSATION

Processed	Monthly	YTD
Number of Employees Hired	44	44
% of Cherokees Hired	66	66
% of Indians Hired	7	7
# of Applications Received	632	632
# of Interview Panels Sent	159	159

BENEFITS

Processed	Monthly	YTD
Educational Reimbursement Requests	7	7
401(k) Distributions	49	49
401(k) Loans	22	22
401(k) Hardship	2	2
FMLA	42	42
COBRA	63	63
Short Term Disability	12	12
Workers' Compensation	6	6

EMPLOYEE DEVELOPMENT

	Monthly	YTD
Orientations/Trainings Presented		
Trainings Presented	18	18