

Group: Marshal Service Month/Year of Report: November 2015  
 Group Leader: Shannon Buhl Phone: 207-3800 Email: shannon-buhl@cherokee.org

**I. Budget Highlights – please refer to Monthly Financial Report**

**II. Program Highlights for October:**

<u>District 1</u> 412 North	<u>District 2</u> 412 South
Information Report (3)	Information Report (6)
Warrants (0)	Warrants (6)
Other Agency Assists (23)	Other agency assists (94)
Warnings (10)	Warnings (10)
Citations (0)	Citations (13)
Alcohol/Drug Arrests (1)	Alcohol/Drug Arrests (4)
A&B/DV (2)	A&B/DV (1)
	Burglary/Theft/Larceny (5)
	Harassment (1)

**III. Special Operations**

Dive (1)  
SWAT (1)

**IV. Accomplishments**

Shannon Buhl, Suzanne Drywater, Bobbie Jones, Scott Craig-NCAI  
 Shannon Buhl, Scott Craig, Mike Reese, Suzanne Drywater, Daniel Mead-IACP  
 Josh Smith, Kolton Holmes, Marshall Green-FTO

**V. Security**

Security Violations (9)  
Vehicle Assists (8)  
Incident Reports (0)

**VI. Federal Facilities**

Claremore (3) EDO  
Hastings (0)  
Three Rivers (0)  
Redbird Smith (0)

**VII. Community**

Shawna Roach, Danny Tanner-Threat Assessment CNHR Jay, Ok

**VIII. NAHASDA PATROLS:**

District 1 0081  
District 2 0312  
Total 393



CHEROKEE NATION ELECTION COMMISSION  
P.O. BOX 1188  
TAHLEQUAH, OKLAHOMA 74465-0948  
PHONE: 918-458-5899  
FAX: 918-458-6101

## **Rules Report October 2015**

### **I. Budget Highlights**

a.) N/A

### **II. Program Highlights**

a.) N/A

### **III. Accomplishments**

- a.) Candidates filed Financial Disclosure Reports
- b.) Attended the Tulsa State Fair to register voters
- c.) Attended a College Fair hosted by Tahlequah Sequoyah High School to register and educate Cherokee Voters
- d.) Attended community meetings in Claremore, Ochelata, Tahlequah, Bell and Vinita to register voters
- e.) CNEC is continuing to enhance our street guide database to accommodate in their district and precinct assignments
- f.) CNEC has stayed current with monthly Tribal Registration deceased and relinquished citizen listings

### **IV. Future Plans and Initiatives**

- a.) The office staff and Commissioners will be attending community outreach events throughout the 15 districts.
- b.) The office staff will be scheduling events to educate and register voters throughout the 15 districts.



# CHEROKEE NATION TRIBAL COUNCIL RULES COMMITTEE REPORT

**Group:** Tax Commission

**Month/Year of Report:** November, 2015

**Group Leader:** Sharon Swepston

**Phone:**

**E-mail:** Sharon-sweepston@cherokee.org

## I. Budget Highlights

- a.) Please refer to the monthly financial report from Finance.

## II. Program Highlights

### a.) Motor Vehicle

1. Year to Date Motor Vehicle revenue for FY15 compared to FY14 as of September 30th 2015 & September 30th 2014, had an overall increase of 23.24%.
2. The month to month revenue comparison for September 2014 (FY14) compared to September 2015 (FY15) shows an increase of 20.91%.
3. The detail for all areas of revenue for motor vehicle is shown on the attached graphs.
4. For FY15 new tags issues in the Extended Jurisdictional Boundary for October 1,326 November 1,055, December 1,505, January 1,367, February 1,523, March 1,770, April 1,695, May 1,637, June 1,802, July 2,016, August 2,029, September 1,986.

### b.) Revenue and Taxation Division

1. Year to Date Revenue and Taxation (Tobacco) for FY15 compared to FY14 as of September 30th 2015 & September 30th 2014, had an overall decrease of 19.02%.
2. A month to month revenue comparison for September 2014 (FY14) compared to September 2015 (FY15) shows a decrease of 15.34%.
3. The detail for all areas of tax is shown on the attached graphs.

### c.) Future Plans/New Initiatives

1. The next Tax Commission meeting is scheduled for December 9, 2015 at 4:30 pm in the CNTC Conference room.
2. The Veterans Sales Tax Exemption Cards have been mailed out to all qualified applicants. As of November 5, 2015 we have mailed out 152 Veteran Sales Tax Exemption Cards. CNE has implemented their upgraded system to process the new sales tax exemptions for Cherokee veterans.
3. We have received our report for September 2015 purchases and payment from the State of Oklahoma and rebates are scheduled to be distributed to the retailers by or before November 15, 2015.

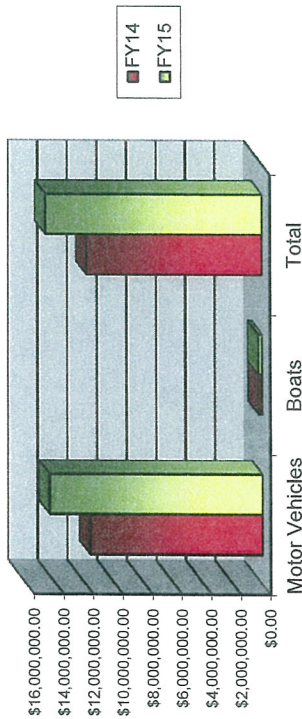


CHEROKEE NATION TAX COMMISSION

SEPTEMBER, 2015

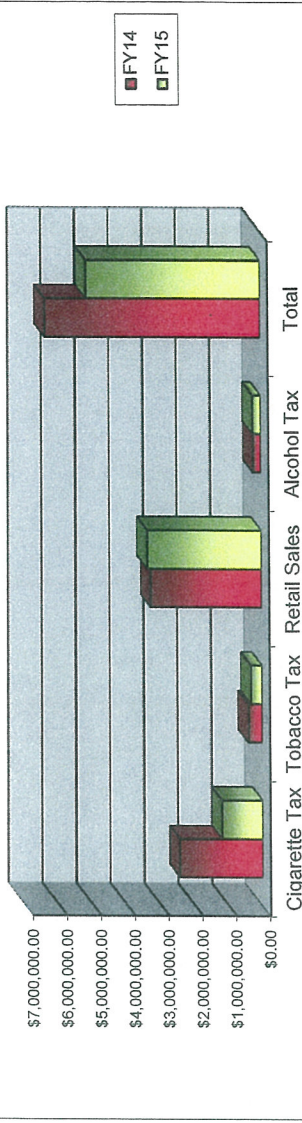
	Motor Vehicles	Boats	Total
FY14	\$11,685,018.21	\$235,513.23	\$11,920,531.44
FY15	\$14,416,719.08	\$274,533.60	\$14,691,252.68
% of Change	23.38%	16.57%	23.24%

MV Gross Revenue Comparison - Year to Date



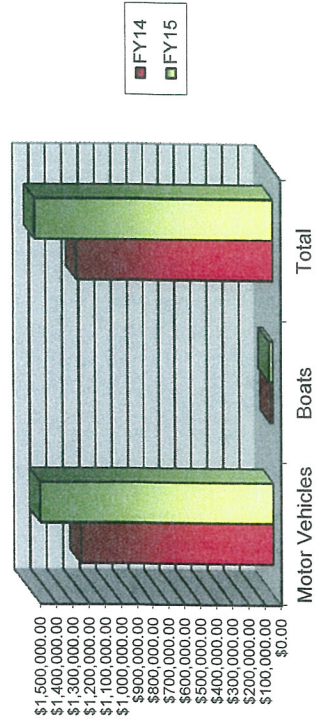
	Cigarette Tax	Tobacco Tax	Retail Sales	Alcohol Tax	Total
FY14	\$2,459,964.61	\$415,746.93	\$3,298,207.99	\$232,180.95	\$6,406,100.48
FY15	\$1,206,167.68	\$334,487.34	\$3,400,594.47	\$246,153.66	\$5,187,403.15
% of Change	-50.97%	-19.55%	3.10%	6.02%	-19.02%

R & T Gross Revenue Comparison Year to Date



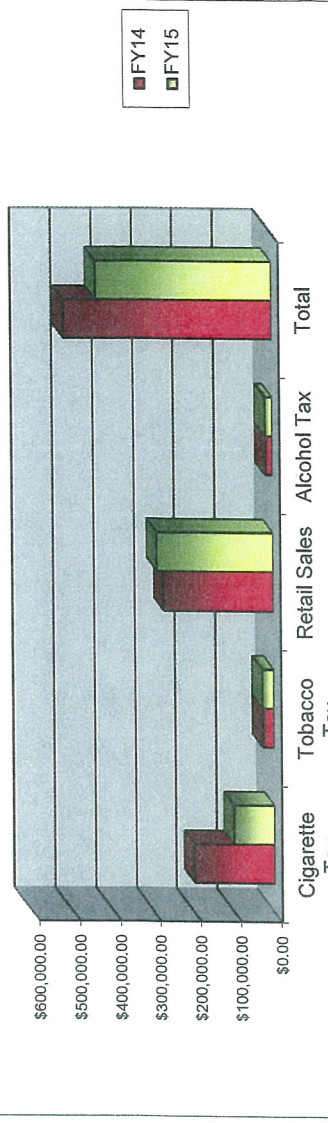
	Motor Vehicles	Boats	Total
FY14	\$1,203,263.37	\$18,478.62	\$1,221,741.99
FY15	\$1,450,505.85	\$26,650.75	\$1,477,156.60
% of Change	20.55%	44.22%	20.91%

MV Gross Revenue Comparison - Month to Month



	Cigarette Tax	Tobacco Tax	Retail Sales	Alcohol Tax	Total
FY14	\$197,768.15	\$28,263.89	\$269,502.90	\$17,659.79	\$513,194.73
FY15	\$100,194.96	\$28,572.11	\$287,390.18	\$18,328.46	\$434,485.71
% of Change	-49.34%	1.09%	6.64%	3.79%	-15.34%

R & T Gross Revenue Comparison Month to Month



Reporter: Clint Hastings/Karen Ketcher Phone: 918-453-5398 Email: [karen-ketcher@chokeee.org](mailto:karen-ketcher@chokeee.org)

**I. Budget Highlights – please refer to Monthly Financial Report**

Description of Budget exceptions: No budget exceptions to report. Two of three Self Governance Analyst positions are vacant.

**II. Program Highlights**

**1. Department of the Interior Contract Support Costs (CSC) Settlement:**

A class of over 640 tribal governments and tribal organizations announced a proposed settlement of their lawsuit against the United States for underpayment of contract support costs (CSC) on September 17<sup>th</sup>. The class action lawsuit is for underpayment of CSC by the Bureau of Indian Affairs from 1994-2013. The total settlement amount is \$940 million dollars, with the net settlement amount available to tribal governments and tribal organizations being approximately \$854,600,000.

In the aftermath of the proposed settlement announcement, class counsel has conducted several briefings on the estimated timeline of finalizing the settlement and distributing funds to the class members. Cherokee Nation Self-Governance staff has participated in two of these briefings, one at the Self-Governance Advisory Committee meeting, and the other at the National Congress of American Indians 72<sup>nd</sup> Annual Convention. On January 20, 2016, a federal judge will hold a fairness hearing to consider the settlement, fee application, and any objections from class members. If the judge approves the settlement, the U.S. Treasury Department must transfer the funds to the class within 60 days. After the funds are sent to the class, the distribution process will begin with the settlement administrator mailing claim forms to all members of the class.

**2. Quarterly Self-Governance Advisory Committee Meetings:**

Self-Governance Staff participated in the Quarterly DOI Self-Governance Advisory Committee (SGAC) and IHS Tribal Self-Governance Advisory Committee (TSGAC) meetings on October 6-8. The mission of the two committees is to advise the DOI Assistant Secretary-Indian Affairs and IHS Director on the current issues of importance to Self-Governance tribes and tribal organizations. During the DOI SGAC meeting, topics covered included the recent settlement of the *Ramah* CSC Class Action settlement, mandatory CSC funding, amendments to Title IV of the Indian Self-Determination and Education Assistance Act, the FY16 DOI budget, tribal exemption from sequestration, and many other topics. During the IHS TSGAC meeting, topics covered included Affordable Care Act implementation, the FY16 IHS budget, Medicaid expansion in states with large American Indian populations, the progress of the IHS CSC Workgroup updating the IHS CSC Policy, and many other topics.

**3. Indian Health Service Contract Support Cost Workgroup:**

Self-Governance staff attended and participated in Indian Health Service Contract Support Cost Workgroup meetings and conference calls on October 7<sup>th</sup> and 14<sup>th</sup>. Tribal and federal representatives on the Workgroup are attempting to re-write the IHS CSC Policy in the aftermath of the *Ramah* decision and Congress providing full funding for CSC. A primary goal of the workgroup is to ensure IHS' CSC is able to accurately measure the full and accurate CSC need of each tribal health care program.

**4. Self-Governance Expansion- Environmental Protection Agency:**

On October 5<sup>th</sup>, in conjunction with the DOI Self-Governance Advisory Committee meeting, a small delegation of tribal representatives, including Tom Elkins, Cherokee Nation Environmental Protection Commission Administrator, and Cherokee Nation Self-Governance staff, met with representatives of the U.S. Environmental Protection Agency (EPA) American Indian Environmental Office to discuss Self-Governance expansion within EPA. The tribal delegation provided EPA staff with a concept paper of how Self-Governance may work within EPA's existing framework and potential obstacles to implementation. The EPA staff expressed interest in the concept and stated that they would review their existing authority to develop a Self-Governance pilot project and meet with the tribal representatives again in early 2016.

**5. Federal Highway Administration FY 2016 Referenced Funding Agreement:**

The Self-Governance Office, in coordination with the Roads Department, is working to finalize Cherokee Nation's FY 2016 Referenced Funding Agreement (RFA) with the Department of Transportation Federal Highway Administration (FHWA). The RFA is the annual funding mechanism that sets forth the specific conditions, including programs, functions, services and activities to be performed by the Nation, funding to be provided by the FHWA, and the time and method of payment. The RFA has been reviewed and edited by Self-Governance and Roads Department staff, signed by Administration, and delivered electronically to FHWA. The final step in finalizing the RFA is for Department of Transportation officials to sign the document.

**NEGOTIATIONS:**

- **DOI, OST Negotiations:**

Self-Governance staff plans to reengage in renegotiation discussions with the DOI Office of Special Trustee to renegotiate our Real Estate Appraisal Services and Beneficiary Processes Program Memorandums of Understanding.



ᐃᐃᐃᐃ ᐃᐃᐃᐃ ᐃᐃᐃᐃᐃᐃ ᐃᐃᐃᐃᐃᐃ  
Cherokee Nation Gaming Commission

Director's Report

15 OCTOBER 2015

**2015 COMPACT FEE PAYMENTS**

	State	Fair Meadows	OHRC	Sub-Total	YTD
Jan	\$ 927,973.36	\$ 58,921.38	\$ 226,636.61	\$ 1,213,531.35	\$ 1,213,531.35
Feb	\$ 1,225,538.09	\$ 58,804.70	\$ 218,864.67	\$ 1,503,207.46	\$ 2,716,738.81
Mar	\$ 1,381,542.76	\$ 59,171.40	\$ 243,785.16	\$ 1,684,499.32	\$ 4,401,238.13
Apr	\$ 1,229,311.53	\$ 59,171.40	\$ 209,669.11	\$ 1,498,152.04	\$ 5,899,390.17
May	\$ 1,241,962.46	\$ 58,854.71	\$ 240,854.83	\$ 1,541,672.00	\$ 7,441,062.17
June*	\$ 1,263,201.35	\$ 59,038.06	\$ 217,053.42	\$ 1,539,292.83	\$ 8,980,355.00
July	\$ 1,299,263.06	\$ 59,204.74	\$ 218,885.93	\$ 1,577,353.73	\$ 10,557,708.73
Aug	\$ 1,279,836.82	\$ 59,688.11	\$ 220,588.63	\$ 1,560,113.56	\$ 12,117,822.29
Sept	\$ -	\$ -	\$ -	\$ -	\$ 12,117,822.29
Oct	\$ -	\$ -	\$ -	\$ -	\$ 12,117,822.29
Nov	\$ -	\$ -	\$ -	\$ -	\$ 12,117,822.29
Dec	\$ -	\$ -	\$ -	\$ -	\$ 12,117,822.29
YTD Adj.	\$ -	\$ -	\$ -	\$ -	\$ 12,117,822.29
	<b>\$ 9,848,629.43</b>	<b>\$ 472,854.50</b>	<b>\$ 1,796,338.36</b>	<b>\$ 12,117,822.29</b>	

\* Includes the \$35,000 Annual Oversight Assessment to the State

NIGC Fee Payments	
March	\$ 75,766.02
June	\$ 64,942.30
September	\$ 70,354.16
December	\$ -
<b>TOTAL</b>	<b>\$ 211,062.48</b>

<b>Total Compact &amp; NIGC Fee Payments</b>	<b>\$ 12,328,884.77</b>
--	-------------------------

**COMPACT FEE PAYMENT SUMMARY**

	State	Fair Meadows	OHRC	Sub-Total	LTD
2005	\$ 2,948,594.00	\$ 500,040.00	\$ 1,478,858.36	\$ 4,927,492.36	\$ 4,927,492.36
2006	\$ 7,629,889.06	\$ 1,788,222.63	\$ 7,238,117.75	\$ 16,656,229.44	\$ 21,583,721.80
2007	\$ 11,472,065.73	\$ 962,047.93	\$ 4,573,604.66	\$ 17,007,718.32	\$ 38,591,440.12
2008	\$ 11,656,274.15	\$ 765,407.17	\$ 3,457,394.08	\$ 15,879,075.40	\$ 54,470,515.52
2009	\$ 12,258,076.70	\$ 749,466.52	\$ 2,393,709.96	\$ 15,401,253.18	\$ 69,871,768.70
2010	\$ 12,530,548.89	\$ 654,902.38	\$ 2,245,073.51	\$ 15,430,524.78	\$ 85,302,293.48
2011	\$ 12,842,971.99	\$ 624,666.63	\$ 2,263,371.18	\$ 15,731,009.80	\$ 101,033,303.28
2012	\$ 13,191,133.21	\$ 635,500.83	\$ 2,429,283.07	\$ 16,255,917.11	\$ 117,289,220.39
2013	\$ 13,775,089.66	\$ 671,503.73	\$ 2,454,446.83	\$ 16,901,040.22	\$ 134,190,260.61
2014	\$ 13,491,207.55	\$ 694,488.92	\$ 2,468,666.10	\$ 16,654,362.57	\$ 150,844,623.18
2015	\$ 9,848,629.43	\$ 472,854.50	\$ 1,796,338.36	\$ 12,117,822.29	\$ 162,962,445.47
	<b>\$ 111,795,850.94</b>	<b>\$ 8,046,246.74</b>	<b>\$ 31,002,525.50</b>	<b>\$ 162,962,445.47</b>	

---

LICENSING SUMMARY

---

Location	Key Employee	PMO	Operational	Total
Roland	248	119	206	573
Ramona	92	47	39	178
Catoosa	960	374	508	1,842
Catoosa - SS	4	1	-	5
WSS	402	167	217	786
Tahlequah	129	73	58	260
Sallisaw	67	35	29	131
Ft. Gibson	95	36	32	163
WRD	72	34	30	136
Corporate	88	120	2	210
SCC	72	29	24	125
CNGC	-	54	-	54
Toby Keith	-	-	95	95
CN Day Worker	-	-	57	57
<b>TOTALS</b>	<b>2,229</b>	<b>1,089</b>	<b>1,297</b>	<b>4,615</b>

---

VENDOR LICENSES

---

Entity	Class A	Class B	Class C	Exempt	Total
Companies	113	120	2	40	275
Individuals	812	413	13	-	1,238



## GAMING MACHINES

Vendor	Catoosa	Cat SS	Ft. Gibson	Roland	Sallisaw	WSS	Ramona	Tahl.	SCV	WRD	Totals
<b>CLASS II</b>											
AGS	-	-	-	-	-	-	-	22	-	-	22
Bally	-	-	-	22	-	-	-	-	8	-	30
Bluberi	-	-	-	-	-	-	-	-	-	-	-
Cadillac Jack	14	-	-	8	-	-	8	-	-	-	-
Eclipse	-	-	-	12	-	-	-	21	-	-	33
GTAG/WMS	27	-	-	6	-	54	-	16	-	-	103
Multimedia	-	-	-	16	-	-	-	-	-	-	-
VGT	895	52	224	304	104	572	229	146	112	112	2,750
<b>Sub-Total</b>	<b>936</b>	<b>52</b>	<b>224</b>	<b>368</b>	<b>104</b>	<b>626</b>	<b>237</b>	<b>205</b>	<b>120</b>	<b>112</b>	<b>2,984</b>
<b>COMPACT</b>											
AGS	47	-	4	22	4	-	10	1	18		106
Ainsworth	31	-	6	22	6	27	8	8	-	6	114
Aristocrat	91	10	12	32	6	76	8	4	12	8	259
Aruze	52	-	12	18	-	33	14	10	6	-	145
Bally	262	6	60	76	26	183	67	33	33	29	775
IGT	506	5	77	124	52	332	32	88	28	50	1,294
Konami	77	-	24	42	12	89	40	23	22	17	346
Multimedia	75	-	18	40	14	51	30	16	14	10	268
Nova	12	-	6	16	6	6	8	8	8	-	70
Speilo	25	-	5	16	8	12	8	-	6	-	80
VGT	-	-	-	-	-	-	-	-	-	-	-
WMS	239	9	46	75	27	113	26	15	33	18	601
<b>Sub-Total</b>	<b>1,417</b>	<b>30</b>	<b>270</b>	<b>483</b>	<b>161</b>	<b>922</b>	<b>251</b>	<b>206</b>	<b>180</b>	<b>138</b>	<b>4,058</b>
<b>Grand Total</b>	<b>2,353</b>	<b>82</b>	<b>494</b>	<b>851</b>	<b>265</b>	<b>1,548</b>	<b>488</b>	<b>411</b>	<b>300</b>	<b>250</b>	<b>7,042</b>
<b>Class II</b>	<b>936</b>	<b>52</b>	<b>224</b>	<b>368</b>	<b>104</b>	<b>626</b>	<b>237</b>	<b>205</b>	<b>120</b>	<b>112</b>	<b>2,984</b>
% of floor	39.78%	63.41%	45.34%	43.24%	39.25%	40.44%	48.57%	49.88%	40.00%	44.80%	42.37%
<b>Compact</b>	<b>1,417</b>	<b>30</b>	<b>270</b>	<b>483</b>	<b>161</b>	<b>922</b>	<b>251</b>	<b>206</b>	<b>180</b>	<b>138</b>	<b>4,058</b>
% of floor	60.22%	36.59%	54.66%	56.76%	60.75%	59.56%	51.43%	50.12%	60.00%	55.20%	57.63%
<b>TOTAL</b>	<b>2,353</b>	<b>82</b>	<b>494</b>	<b>851</b>	<b>265</b>	<b>1,548</b>	<b>488</b>	<b>411</b>	<b>300</b>	<b>250</b>	<b>7,042</b>

## CARD / TABLE GAMES

<b>Card &amp; Table Games</b>				
<b>Game</b>	<b>Catoosa</b>	<b>Roland</b>	<b>WSS</b>	<b>Total</b>
Poker	13	6	8	27
3-Card Poker	2	-	1	3
Prog. 3-Card Poker	-	1	-	1
Ult. Texas Hold'em	1	1	-	2
Ult. Heads Up Hold'em	-	1	-	1
Progressive UTH	4	-	2	6
Blackjack	15	2	7	24
FreeBet Blackjack	4	1	-	5
21 + 3	3	1	3	7
Bonus Roulette	3	1	2	6
Casino War	1	-	-	1
House Money	-	-	1	1
Bonus Craps	1	-	-	1
<b>TOTAL</b>	<b>47</b>	<b>14</b>	<b>24</b>	<b>85</b>

## HUMAN RESOURCES

October 2015

**NASON MORTON, EXECUTIVE DIRECTOR**  
Extension 5682

As of October 28, 2015, the total numbers of Employee is 3552. Of those employees, 2947 are Cherokee and 267 are members of another Federally recognized tribe.

<b>EMPLOYMENT/COMPENSATION</b>
--------------------------------

Processed	Monthly	YTD
Number of Employees Hired	44	492
% of Cherokees Hired	80	79
% of Indians Hired	9	7
# of Applications Received	570	4902
# of Interview Panels Sent	71	706

<b>BENEFITS</b>
-----------------

Processed	Monthly	YTD
Educational Reimbursement Requests	1	32
401(k) Distributions	59	488
401(k) Loans	10	193
401(k) Hardship	1	23
FMLA	30	422
COBRA	42	416
Short Term Disability	23	124

<b>RISK MANAGEMENT</b>
------------------------

Processed	Monthly	YTD
Workers' Compensation	10	42

<b>EMPLOYEE DEVELOPMENT</b>
-----------------------------

Orientations/Trainings Presented	Monthly	YTD
Trainings Presented	20	134