

An Act

Legislative Act: 34-24

AN ACT AUTHORIZING AND APPROVING THE FISCAL YEAR 2025 OPERATING BUDGET; AND DECLARING AN EMERGENCY

BE IT ENACTED BY THE COUNCIL OF THE CHEROKEE NATION:

Section 1. Title and Codification

This act shall be titled and codified as “The Comprehensive Operating Budget for Fiscal Year 2025”.

Section 2. Purpose: To comply with the Constitution and laws of the Cherokee Nation, to authorize funding for governmental operations and to provide full disclosure of finances, expenditures and revenues.

- A. The purpose of this enactment is intended to review, authorize, approve and ratify appropriations and planned expenditures from all sources in compliance with the specific laws governing appropriations (62 CNCA 31 & 32).
- B. The use of such funds shall be subject to public disclosure.
- C. The funding sources are to provide budget authority for expenditures of the Cherokee Nation’s Executive, Judicial and Legislative Departments (Branches), including any authorized Commissions, Boards, Authorities and Enterprises operated by the Nation.
- D. The funding sources include funds from compacts, grants, contracts, miscellaneous sources and contributions, dividends, revenues of enterprises, taxes, special and general fund sources, indirect costs or trust funds.
- E. This enactment shall govern the proper use of all funds during the course of business for Fiscal Year 2024. No other expenditure or use is authorized except as provided herein or as provided by subsequent amendments to this authorization, with only exception to the “Cherokee Nation Capital Appropriations Bill of Fiscal Year 2025”.

Section 3. Policy of Accountability:

- A. All funds under the care of the Cherokee Nation shall only be expended as authorized by this enactment unless amended.
- B. Any official who intentionally and willfully misuses, misapplies, diverts or embezzles the application or use of any public funds entrusted to the care of the Cherokee Nation from any sources may be prosecuted according to applicable criminal statutes.

- C. The enactment of this Act or any part thereof, does not ratify, condone or legalize any prior expenditure which may be incurred contrary to Cherokee law. Any unauthorized expenditures, misappropriations, or other illegal acts involving the finances of the Cherokee Nation or any of its subsidiaries may be prosecuted under applicable law or other appropriate administrative or legal remedies.

Section 4. Legislative History

- A. The Constitution and laws (Title 62 of the Cherokee Nation Code) provides the requirements for appropriations, review and authorization for the use of all funds.
- B. The budget estimates of revenues and expenditures for Fiscal Year 2025 to document funding availability and provide justifications for expenditures are incorporated herein.
- C. All previous resolutions, statutes and relevant Court Decisions as may be applicable are acknowledged.

Section 5. Legal Authorities Governing the Use of Funds.

- A. The Constitution of the Cherokee Nation.
- B. Applicable Cherokee Nation Statutes and the Cherokee Nation Code Annotated (CNCA).
- C. Applicable Federal law and regulations regarding contracts, compacts, grants and use of trust funds.

Section 6. Funding Allocations and Justifications

- A. The allocations from all sources of revenues have been proposed as estimates and justified by the Principal Chief for the Executive, the Chief Justice of the Supreme Court for the Judiciary and by the Speaker of the Council for the Legislative Branch.
- B. These proposed allocations for funding are hereby approved and incorporated herein as set forth in the justifications contained in the "Comprehensive Budget Estimates for Fiscal Year 2025" submitted by the Treasurer as revised and approved by the Council of the Cherokee Nation after hearings before the Executive and Finance Committee. The approved allocations from all sources are subject to the availability of funds as projected and estimated.

Section 7. Amounts Authorized and Required Reports to the Council.

- A. The budget authority for the Fiscal Year 2025 operating budget is \$2,974,081,648. The Executive, Judicial and Legislative Branches are authorized to expend such funds as set forth in the justifications subject to the continued availability of revenues.
- B. The Executive Branch shall provide monthly and annual financial reports in compliance with the Cherokee Constitution and laws and as the Tribal Council directs.

- C. Budget authority is also provided for financial obligations associated with debt service that are not shown as expenses in the Budget Justifications. Total budget authority is set forth and documented in the Principal Chief's budget estimates—incorporated herein, as revised (if any) by the Tribal Council through budget hearings and attached as “Exhibit – A” incorporated herein. Authority to expend grant funds as a result of future awards during Fiscal Year 2025 is authorized, provided that budget amendments adding new accounting units or adjustments to existing accounting units incorporated in the Comprehensive Budget for Fiscal Year 2025 are submitted to the Council within thirty days of the receipts of any such award or notice of funding adjustment.
- D. Indirect cost pool expenditures are limited to a rate negotiated with the U.S. Department of the Interior, Interior Business Center.
- E. The Tribal Council hereby gives authority to the Treasurer to request to re-appropriate any and all necessary unencumbered Fiscal Year 2024 appropriated fund balances and unexpended encumbrances of the Fiscal Year 2024 Operating Budget.

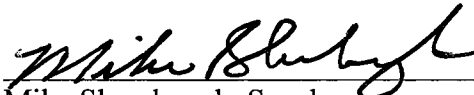
Section 8 Severability

The provisions of this act are severable and if any part or provision hereof shall be held void the decision of the court so holding shall not affect or impair any of the remaining parts or provisions of this act.


Section (code section) 8. Emergency declared

It being immediately necessary for the welfare of the Cherokee Nation, the Council hereby declares that an emergency exists, by reason whereof this act shall take effect and be in full force after its passage and approval.


Enacted by the Council of the Cherokee Nation on the 16th day of September 2024.


Mike Shambaugh, Speaker
Council of the Cherokee Nation

ATTEST:


Dora Patzkowski, Secretary
Council of the Cherokee Nation

Approved and signed by the Principal Chief this 18th day of September 2024.



Chuck Hoskin Jr., Principal Chief
Cherokee Nation

ATTEST:



Shella Bowlin, Secretary of State
Cherokee Nation

YEAS AND NAYS AS RECORDED:

Sasha Blackfox-Qualls	<u>Yea</u>	Melvina Shotpouch	<u>Yea</u>
Candessa Tehee	<u>Yea</u>	Kendra McGeady	<u>Yea</u>
Lisa Hall	<u>Yea</u>	Dora Smith Patzkowski	<u>Yea</u>
Dr. Mike Dobbins	<u>Yea</u>	Joe Deere	<u>Yea</u>
E.O. "Jr." Smith	<u>Yea</u>	Kevin Easley, Jr.	<u>Yea</u>
Daryl Legg	<u>Yea</u>	Danny Callison	<u>Yea</u>
Joshua Sam	<u>Yea</u>	Johnny Kidwell	<u>Yea</u>
Codey Poindexter	<u>Yea</u>	Julia Coates	<u>Yea</u>
Mike Shambaugh	<u>Yea</u>		

BUDGET TYPE	OPERATING BG
-------------	--------------

Row Labels	Sum of FY25 Budget	Sum of FY24 Budget	Sum of INCREASE/ (DECREASE)
01-Tribe Funded	440,317,599	383,592,462	56,725,137
01 OFC OF CHIEF	20,329,763	17,621,372	2,708,391
10100000 Principal Chief	785,995	760,760	25,235
10100100 Deputy Chief	300,218	273,040	27,178
10100110 Chief of Staff	696,848	675,603	21,245
10100350 Radio Show	138,165	127,871	10,294
10100400 Government Relations	958,084	877,900	80,184
10100410 Get Out The Vote	886,910	850,480	36,430
10100420 Charitable Contributions	1,813,867	1,813,867	-
10100900 Communications	1,204,893	1,130,182	74,711
10102750 Secretary of State	685,506	560,215	125,291
10103800 Office Of Veterans Affairs	986,780	900,003	86,777
10103910 Cherokee Nation Events	182,228	54,733	127,495
10104110 Gadugi Corps	3,000,000		3,000,000
10104290 CN Cemeteries Preservation	132,746	90,513	42,233
10104650 Rural Fire Stations	476,000	476,000	-
10105430 CN Communities At Large	44,575	44,575	-
10105750 Community Technical Assistance	1,629,205	1,450,516	178,689
10105751 Community Building Utility Assistance	150,000		150,000
10105760 Cultural Comm Outreach Admin	409,178	342,169	67,009
10105770 Community Cultural Outreach	848,565	692,945	155,620
10109250 HJSCA Cherokee Community Bldgs	5,000,000	6,500,000	(1,500,000)
02 TRIBALCOUNCIL	3,864,650	3,737,855	126,795
10100250 Cherokee Sports Teams	250,000	250,000	-
10100260 Cherokee Livestock Auctions	125,000	100,000	25,000
10107000 Tribal Council	3,489,650	3,387,855	101,795
03 TRIBALCOURTS	5,193,144	5,025,517	167,627
10108000 Supreme Court	1,676,966	1,676,966	-
10108020 Cherokee Nation Bar Asociation	77,000	62,000	15,000
10108050 District Court GF	3,331,828	3,180,701	151,127
10108100 District CTJuvenile Servs GF	107,350	105,850	1,500
05 OFC ATTORGEN	4,882,553	4,527,116	355,437
10101000 Attorney General	4,149,507	3,794,070	355,437
10101100 Litigation	613,046	613,046	-
10101120 Judgment Fund	100,000	100,000	-
10101200 Legislative Initiatives	20,000	20,000	-
06 EDUCATIONSVC	4,803,399	4,858,771	(55,372)
10100460 Cultural Resources	250,000	250,000	-
10101690 Sequoyah Activity Fund	413,291	413,291	-
10101700 Sequoyah HS Chapel	12,184	12,184	-
10101770 Concurrent Enrollment	530,000	530,000	-
10101780 Institutional Aid Scholarship		210,000	(210,000)
10101790 College Outreach Services	400,000	400,000	-
10101930 Archery Program	187,811	17,000	170,811
10101940 Education Outreach	18,000	18,000	-
10102000 Miss Cherokee Activities	46,625	46,625	-
10102100 Cultural Outreach	1,004,756	1,004,756	-
10102170 Cherokee National Youth Choir	195,317	182,000	13,317
10102210 Public School Outreach	290,000	290,000	-
10102230 JOM Special Projects	212,000	212,000	-
10102300 Tribal Youth Council	34,100	63,600	(29,500)
10102320 Youth Leadership Program	210,000	210,000	-
10102400 Trail Of Tears Award	25,297	25,297	-

BUDGET TYPE	OPERATING BG
-------------	--------------

Row Labels	Sum of FY25 Budget	Sum of FY24 Budget	Sum of INCREASE/ (DECREASE)
10105780 History Preservation	126,652	126,652	-
10106930 Head Start After School Prgm	180,000	180,000	-
10106960 Head Start Supplemental	636,267	636,267	-
10130020 Jr Miss Cherokee Activities	13,499	13,499	-
10130030 Little Ambassadors	2,600	2,600	-
10140100 Horton Scholarships for Women	15,000	15,000	-
07 HEALTH SERV	12,233,209	12,193,899	39,310
10102080 Health Discretionary	300,000	300,000	-
10104600 Emergency Assistance Program	95,400	95,400	-
10109000 Contract Health Servi Dividend	10,810,811	10,810,625	186
10110150 Substance Abuse Treatment	333,874	294,750	39,124
10170010 Harm Reduction	693,124	693,124	-
08 FINANCIALRES	221,524,727	174,538,325	46,986,402
10102700 Treasurer	235,465	235,465	-
10102800 General Fund Operations	42,397,498	28,773,384	13,624,114
10102900 Reserved - Fund Revenues	85,000,000	80,000,000	5,000,000
10102960 Unappropriated Reserve	41,186,090	11,339,980	29,846,110
10103000 Cash Reserve Fund	41,303,644	43,176,856	(1,873,212)
10103100 Indirect Cost Shortfall	400,000	400,000	-
10103150 Cash Match For Grants	3,500,000	3,500,000	-
10104800 Employee Performance Incentive	858,525	819,209	39,316
10109100 Emrg Reserve Fund Dividend	4,774,324	4,474,250	300,074
10170300 E-Cigarette Settlement	1,869,181	1,819,181	50,000
09 TRANS INFRAS	3,839,169	1,779,169	2,060,000
10100390 Roads Transit Program	67,500	67,500	-
10104310 Individual Water and Sewer	600,000	540,000	60,000
10104315 WILMA P MANKILLER CHARLIE SOAP WATER ACT	2,000,000		2,000,000
10104320 Community Water and Sewer	1,061,922	1,061,922	-
10104380 CNE Inspections	85,981	85,981	-
10123700 Kenwood Lagoon	23,766	23,766	-
10 HUMAN RESOUR	1,303,000	1,303,000	-
10102070 Citizen Comm Comp Rpt Benefits	1,303,000	1,303,000	-
11 MANAGEMT RES	31,838,496	31,836,066	2,430
10103900 Special Projects	284,172	284,172	-
10109260 HJSCA Lang Svc Spkr Hsng Rehab	522,325	622,326	(100,001)
10109500 Verna Thompson Early Chldhd Ed	30,000,000	30,000,000	-
10120000 Building Structures Prop Maint	746,693	635,402	111,291
10123490 Cherokee Nation Recycling	285,306	294,166	(8,860)
12 COMMERCESVC	1,954,121	1,850,087	104,034
10104200 Commerce Exec Director GF	51,006	51,006	-
10104230 Kawi Cafe GF	257,835	199,732	58,103
10104250 Community Tourism	252,615	252,615	-
10105370 One Stop Business Center	170,138	157,518	12,620
10130000 Cherokee National Holiday	1,222,527	1,189,216	33,311
13 HUMAN SERV	5,552,138	6,269,688	(717,550)
10100480 ICW 4C Donation Fund		25,000	(25,000)
10101470 ICW Child Protection	2,017,969	2,017,969	-
10102480 Community Youth Grant Program	427,500	427,500	-
10103700 Burial and other Memorial Asst	214,200	214,200	-
10104390 Community Adult Assistance	117,000	117,000	-
10104500 Senior Nutrition Sites	849,382	766,012	83,370
10104510 Community Family Advocates	419,274	415,205	4,069
10104520 Elders In Need	675,011	675,000	11

BUDGET TYPE	OPERATING BG
-------------	--------------

Row Labels	Sum of FY25 Budget	Sum of FY24 Budget	Sum of INCREASE/ (DECREASE)
10104530 Essential Home Elements	18,000	18,000	-
10104560 Cherokee Kids	54,000	54,000	-
10104580 Clothing For Kids	270,000	1,050,000	(780,000)
10104610 Human Services Emergency Asst	315,000	315,000	-
10160000 One Fire Helping Victims	174,802	174,802	-
14 GOVERNMTRES	2,332,277	1,901,133	431,144
10100450 Registration Gen Fund	1,836,122	1,596,869	239,253
10122800 Tribal Rental Units	198,155	20,412	177,743
10122900 Tribal Leases Realty	298,000	283,852	14,148
15 MARSHAL SVC	18,461,154	17,569,433	891,721
10101410 Juvenile Justice	2,125,454	2,125,454	-
10101450 Meth Initiative	307,054	157,054	150,000
10101510 Marshal Service Gen Fund	5,649,934	7,134,767	(1,484,833)
10101530 Probation	1,268,469	586,305	682,164
10101540 Detention Agreements Gen Fund	7,000,000	7,000,000	-
10105200 Emergency Management	550,410	516,188	34,222
10105220 Emer Mgmt Disaster Fund	75,000	49,665	25,335
10101520 Public Safety	1,484,833		1,484,833
17 GAMINGCOMMIS	6,156,535	5,622,064	534,471
10110400 Gaming Commission	6,156,535	5,622,064	534,471
19 CAREER SVC	13,289,625	13,289,625	-
10101800 Adult Education	46,186	46,186	-
10105330 Tribal Summer Youth	934,401	934,401	-
10105550 Tribal Training Services	1,380,228	1,380,228	-
10105630 Economic Development	4,092,938	4,092,938	-
10105690 Vocational Assistance	869,532	869,532	-
10105730 Coming Home Reentry	101,937	101,937	-
10105810 Career Pathways	167,328	167,328	-
10109400 Career Readiness	2,857,596	2,857,596	-
10150000 TERO Job Training Programs	1,754,378	1,754,378	-
10150100 GED Testing Fees	85,101	85,101	-
10170100 CS Recovery Employment	1,000,000	1,000,000	-
20 HACN HSEAUTH	1,769,097	2,543,464	(774,367)
10104545 HACN College Housing Assistance	176,988	176,988	-
10109200 HJSCA Housing Rehabilitation	1,592,109	2,366,476	(774,367)
23 TAXCOMMISSN	12,363,158	13,987,239	(1,624,081)
10110100 Tax Commission	12,363,158	13,987,239	(1,624,081)
24 ELECTIONCOMM	1,381,222	1,339,312	41,910
10103600 Tribal Election Fund	1,381,222	1,339,312	41,910
25 CHEROKEEPUB	760,634	737,960	22,674
10110700 Cherokee Publications GF	760,634	707,960	52,674
10110710 CN Publications Sub Donations		30,000	(30,000)
27 SECNATRLRES	4,917,195	4,232,118	685,077
10101160 CN Water Plan	100,000	100,000	-
10102740 Secretary of Natural Resources	492,075	492,075	-
10110590 Conservation District	32,484	32,484	-
10110600 Envirmntl Protection Commission	364,738	322,393	42,345
10110620 Water Planning	98,482	98,482	-
10110630 NRD Ethnobiology	322,399	87,534	234,865
10110640 Tribal Historic Preserv Office	1,700,000	1,350,000	350,000
10123500 Land Development Land Ops	1,807,017	1,749,150	57,867
28 LANGUAGE	10,481,264	8,205,370	2,275,894
10101920 Language Technology	347,066	317,543	29,523

BUDGET TYPE	OPERATING BG
-------------	--------------

Row Labels	Sum of FY25 Budget	Sum of FY24 Budget	Sum of INCREASE/ (DECREASE)
10102040 Cherokee Immersion Program	371,325	315,784	55,541
10102110 Cherokee Charter School	2,871,671	2,575,998	295,673
10102150 Cherokee Language Center	222,084	199,768	22,316
10105560 Cherokee Translators	551,806	450,915	100,891
10105710 CWY Translators		55,000	(55,000)
10105800 Adult Language Program	1,435,032	538,515	896,517
10105820 14th Generation Master App Pro	275,000	275,000	-
10105850 Speaker Services	727,961	500,000	227,961
10109300 Durbin Feeling Language Center	3,204,319	2,976,847	227,472
10170020 Speaker Peer Recover Support	475,000		475,000
29 PUBLICHEALTH	51,087,069	48,623,879	2,463,190
10100470 BCC Survivor Fund	5,075	5,075	-
10102490 Community Recreation Center	860,326	860,326	-
10170000 Public Health and Wellness	49,694,713	47,058,478	2,636,235
10170301 Smoking Cessation Fund	526,955	700,000	(173,045)
02-Motor Fuel Tax	36,109,044	32,882,794	3,226,250
06 EDUCATIONSV	25,188,695	22,037,445	3,151,250
10240000 MFT Education	438,695	438,695	-
10240010 MFT Higher Ed Scholarships	22,000,000	18,898,750	3,101,250
10240100 MFT Education Reserve	2,650,000	2,650,000	-
10241600 Emergency Education Assistance	100,000	50,000	50,000
08 FINANCIALRES	10,200,000	10,125,000	75,000
10210000 Motor Fuels Tax	10,050,000	10,000,000	50,000
10210100 Motor Fuels Tax Interest	150,000	125,000	25,000
09 TRANS INFRAS	81,819	81,819	-
10220100 MFT Highways and Bridges Admin	81,819	81,819	-
15 MARSHAL SVC	436,030	436,030	-
10260000 MFT Law Enforcement	436,030	436,030	-
19 CAREER SVC	202,500	202,500	-
10240900 Career Tech	202,500	202,500	-
04-Indirect Cost	94,176,367	87,579,299	6,597,068
01 OFC OF CHIEF	2,854,806	2,717,647	137,159
20410000 Chief IDC Fund	544,383	535,439	8,944
20410100 Deputy Chief IDC Fund	269,291	245,250	24,041
20410110 Chief of Staff IDC Fund	478,167	450,806	27,361
20410650 Communication IDC	1,040,417	1,013,944	26,473
20412500 Secretary of State IDC	522,548	472,208	50,340
02 TRIBALCOUNCL	1,850,000	1,814,000	36,000
20410200 Tribal Council IDC Fund	1,850,000	1,814,000	36,000
05 OFC ATTORGEN	3,582,559	3,269,110	313,449
20410250 Attorney General IDC Fund	3,582,559	3,269,110	313,449
06 EDUCATIONSV	887,531	887,531	-
20411800 Education IDC Fund	887,531	887,531	-
07 HEALTH SERV	16,543,720	15,588,776	954,944
20411130 Health IT	10,668,768	10,668,768	-
20412100 Health Executive Dir IDC	3,864,289	3,009,004	855,285
20412110 Health Employee Services	819,800	819,800	-
20412120 Health General Counsel	746,382	680,346	66,036
20412130 Health Credentialing	444,481	410,858	33,623
08 FINANCIALRES	17,972,110	16,563,092	1,409,018
20400000 Indirect Cost Pool Recovery			-
20410950 Accounting	9,264,026	8,737,846	526,180
20411350 Fleet Management	4,730,000	4,055,000	675,000

BUDGET TYPE	OPERATING BG
-------------	--------------

Row Labels	Sum of FY25 Budget	Sum of FY24 Budget	Sum of INCREASE/ (DECREASE)
20411370 Records Management	351,842	351,842	-
20411400 Acquisition Management	2,239,202	2,038,864	200,338
20411700 Support Services	1,387,040	1,379,540	7,500
09 TRANS INFRAS	507,161	507,161	-
20411950 CN DOT and Infrastructure IDC	507,161	507,161	-
10 HUMAN RESOUR	13,625,291	12,872,349	752,942
20410700 Human Resources	4,788,246	4,788,246	-
20410710 HR Recruitment	502,448	502,448	-
20410720 Employee Engagement	1,754,270	1,754,270	-
20411750 Risk Management	2,762,269	2,507,334	254,935
20411760 Risk Management Ins Alloc	3,818,058	3,320,051	498,007
11 MANAGEMT RES	2,858,801	2,859,337	(536)
20410400 Management Resources Admin	470,654	470,654	-
20410410 MRG Planning and Development	1,484,802	1,484,802	-
20410430 CN Fleet Services Center	421,584	421,584	-
20410440 Space Management	251,943	261,943	(10,000)
20411300 Facilities Management	229,818	220,354	9,464
12 COMMERCE SVC	2,297,982	2,181,673	116,309
20410060 Grant Services	1,836,343	1,731,033	105,310
20410350 Commerce Exec Director IDC	461,639	450,640	10,999
13 HUMAN SERV	1,089,129	1,025,677	63,452
20410600 First Information Center	177,417	163,577	13,840
20411850 Human Services Programs Mgmt	911,712	862,100	49,612
14 GOVERNMTRES	1,136,493	1,124,656	11,837
20410050 Office of Self Governance IDC	430,090	418,253	11,837
20410450 Evaluation and Compliance	706,403	706,403	-
15 MARSHAL SVC	2,241,266	2,241,266	-
20410500 CN Security	1,900,434	1,900,434	-
20411770 Emergency Management IDC	340,832	340,832	-
18 INFOR TECHN	23,796,145	21,307,178	2,488,967
20411100 Information Technology IDC	6,778,271	6,454,265	324,006
20411110 Call Center	577,026	530,636	46,390
20411150 IT Infrastructure and Support	5,766,350	5,576,350	190,000
20411200 IT Financial System	4,420,500	4,340,000	80,500
20411550 Office Services	653,998	580,927	73,071
20411600 Office Services Reimbursement	5,600,000	3,825,000	1,775,000
19 CAREER SVC	534,853	534,853	-
20411900 Procurement TERO	251,496	251,496	-
20412450 Career Services	283,357	283,357	-
25 CHEROKEEPUB	540,424	515,888	24,536
20410300 Cherokee Publications IDC	540,424	515,888	24,536
27 SECNATRLRES	1,072,016	1,072,016	-
20410740 Secretary Natural Resource IDC	499,931	499,931	-
20411650 Geo Data Center IDC	308,912	308,912	-
20412460 Environmental Programs Admin	263,173	263,173	-
28 LANGUAGE	786,080	497,089	288,991
20412440 Cherokee Language Admin	786,080	497,089	288,991
05-Motor Vehicle Tax	31,569,332	32,009,516	(440,184)
02 TRIBALCOUNCL	980,000	959,107	20,893
10541000 MVT Local Law Enforcement	980,000	959,107	20,893
06 EDUCATIONSVC	10,525,589	10,525,589	-
10510000 MVT Public Schools	7,724,542	7,724,542	-
10510100 MVT SHS	344,416	344,416	-

BUDGET TYPE	OPERATING BG
-------------	--------------

Row Labels	Sum of FY25 Budget	Sum of FY24 Budget	Sum of INCREASE/ (DECREASE)
10510110 MVT Head Start	45,026	45,026	-
10510200 MVT Public School Coop	2,411,605	2,411,605	-
09 TRANS INFRAS	485,834	485,834	-
10520100 MVT Highways Admin	485,834	485,834	-
23 TAXCOMMISSN	18,907,857	19,568,500	(660,643)
10500000 CN Tax Comm Tag Office	18,907,857	19,568,500	(660,643)
27 SECNATRLRES	485,682	289,960	195,722
10500510 Wildlife Management	485,682	289,960	195,722
28 LANGUAGE	184,370	180,526	3,844
10510120 MVT Immersion	184,370	180,526	3,844
10-Enterprise	8,882,927	8,653,132	229,795
12 COMMERCEVC	1,463,616	1,457,532	6,084
41090000 Consumer Loan Fund	381,856	381,856	-
41090300 Commercial Loan Fund	283,835	283,835	-
41090500 Interm Relending Prog	120,035	118,541	1,494
41090550 RBDG Loan Fund	49,890	45,300	4,590
41091000 Heirs Relending Program	628,000	628,000	-
27 SECNATRLRES	7,419,311	7,195,600	223,711
41050000 CN Landfill Operations	7,419,311	7,195,600	223,711
13-Internal Lease Pool	7,550,915	7,415,228	135,687
11 MANAGEMT RES	7,550,915	7,415,228	135,687
21310000 Internal Lease Buildings	2,851,514	2,999,449	(147,935)
21320000 Facilities Operations	4,699,401	4,415,779	283,622
20-DOI General	22,324,209	22,087,172	237,037
06 EDUCATIONVC	17,800,626	17,676,415	124,211
32000000 SHS Education Admin	4,947,940	4,883,914	64,026
32000010 SHS Tribal Grant Support	1,124,196	1,124,196	-
32000100 SHS Transportation Admin	713,095	755,229	(42,134)
32000200 SHS 21 CCLC Ttl IVB	172,250	178,250	(6,000)
32001000 Title I 84010	1,200,000	1,200,000	-
32001100 SHS Special ED84027	994,750	994,750	-
32001200 Title VIB Rural Schools	12,377	27,159	(14,782)
32001300 Title IIA Teachr Quality	221,950	221,950	-
32001400 Title VI CC State Assessments	5,052	8,510	(3,458)
32001500 SHS Com Core Enhancement Funds	190,000	190,000	-
32001700 SHS Gifted Talented Program	334,677	334,677	-
32001800 SHS Language Development	93,487	93,487	-
32001900 SHS Student Support Enrichment	71,146	71,146	-
32002100 SHS CARES Act	123,688	168,217	(44,529)
32002200 CARES Act Sequoyah HS Amend 19	59,325	76,797	(17,472)
32002300 FOCUS Enhancement 15.149	117,628	125,279	(7,651)
32002500 SHS ARPA	2,407,142	2,407,142	-
32010000 Sequoyah High Schl Facilities	2,331,641	2,331,641	-
32011000 SHS Facilities Projects		2,146,249	(2,146,249)
32020000 Sequoyah High School Interest	2,680,282	337,822	2,342,460
09 TRANS INFRAS	234,299	400,000	(165,701)
32052200 MS Water Act Drought Study	234,299	400,000	(165,701)
12 COMMERCEVC	375,000	342,977	32,023
32051900 BIA Retail Incubator Grant	375,000	342,977	32,023
19 CAREER SVC	2,150,826	2,150,826	-
32090000 CS TERO Fire	2,150,826	2,150,826	-
27 SECNATRLRES	866,964	866,964	-
32051800 Inter Tribal Buffalo Council	36,212	36,212	-

BUDGET TYPE	OPERATING BG
-------------	--------------

Row Labels	Sum of FY25 Budget	Sum of FY24 Budget	Sum of INCREASE/ (DECREASE)
32061000 Tribal Historic Preservation Office	830,752	830,752	-
28 LANGUAGE	896,494	649,990	246,504
32002400 Enhancement Immersion Program	896,494	649,990	246,504
22-DOI Self Governance	58,902,911	60,966,847	(2,063,936)
03 TRIBALCOURTS	10,477,866	10,313,933	163,933
32210923 SG Tribal Court Services	150,000	150,000	-
32218100 Tribal Courts McGirt	10,327,866	10,163,933	163,933
04 COMMISSNSBRD	255,826	255,129	697
32211100 SG Arkansas Riverbed Project	255,826	255,129	697
06 EDUCATIONSVC	812,139	2,569,304	(1,757,165)
32220000 SG Higher Ed	762,313	762,313	-
32220100 SG Early Childhood Development	43,626	43,626	-
32220800 JOM Program		1,757,165	(1,757,165)
32223200 047 051 Scholarships	6,200	6,200	-
08 FINANCIALRES	11,626,644	11,497,917	128,727
32210500 SG BIA IIM	66,557	62,830	3,727
32210920 SG DOI ARPA COVID 19	7,650,000	7,850,000	(200,000)
32210990 SG DOI CARES Act COVID 19	3,560,087	3,560,087	-
32225400 DOI SG Interest	350,000	25,000	325,000
09 TRANS INFRAS	2,391,822	2,391,822	-
32219100 Administrative Svcs Potable Water	2,391,822	2,391,822	-
12 COMMERCEVC	632,858	596,077	36,781
32220200 SG Small Bus Assistance Center	632,858	596,077	36,781
13 HUMAN SERV	3,824,436	3,824,435	1
32221900 SG Tribal Services	1,483,469	1,483,469	-
32222200 SG General Assistance	1,425,000	1,425,000	-
32222300 SG Child Abuse Initiative	24,014	24,014	-
32224800 SG Indian Child Welfare	866,035	866,035	-
32224900 SG Child Protection Supplement	15,918	15,917	1
32225000 SG Child Welfare	10,000	10,000	-
14 GOVERNMTRES	4,470,578	4,105,575	365,003
32210000 SG Real Estate Services	1,966,605	1,790,291	176,314
32211500 Fee to Trust	304,849	284,366	20,483
32221800 SG Registration	1,647,953	1,480,734	167,219
32222500 SG Self Governance Over Sight	461,171	460,184	987
32224600 Photo ID	90,000	90,000	-
15 MARSHAL SVC	17,623,304	17,723,304	(100,000)
32211000 Marshal Service DOI	2,766,337	2,766,337	-
32213000 CNMS McGirt DOI 2022	9,856,967	9,856,967	-
32213100 Detention DOI	5,000,000	5,000,000	-
32218200 Tiwahe JWHC		100,000	(100,000)
19 CAREER SVC	397,111	397,111	-
32210860 Cherokee Nation Camp Wild	71,010	71,010	-
32211050 BIA Preparedness	326,101	326,101	-
20 HACN HSEAUTH	3,556,631	5,137,193	(1,580,562)
32212300 HIP ARPA	3,500,000	5,080,544	(1,580,544)
32224700 SG HIP	56,631	56,649	(18)
27 SECNATRLRES	2,027,006	1,492,157	534,849
32210700 Agriculture Noxious Weed	33,870	33,870	-
32212100 DOI Secretary of Natural Resrc	466,043	361,138	104,905
32212200 Land Management	599,106	599,106	-
32214000 Tribal Climate Resilience	250,000		250,000
32219000 Competitive Projects	65,000	60,000	5,000

BUDGET TYPE	OPERATING BG
-------------	--------------

Row Labels	Sum of FY25 Budget	Sum of FY24 Budget	Sum of INCREASE/ (DECREASE)
32222000 Geo Data Center DOI	188,509	188,509	-
32225500 Wildlife Conservation	424,478	249,534	174,944
28 LANGUAGE	706,690	562,890	143,800
32223400 Language Program	706,690	562,890	143,800
29 PUBLICHEALTH	100,000	100,000	-
32211101 Tiwahe Plan	100,000	100,000	-
23-DOI PL 102-477	446,713,184	451,346,446	(4,633,262)
06 EDUCATIONSVC	2,633,576		2,633,576
32340000 JOM Program 102 477	2,633,576		2,633,576
13 HUMAN SERV	402,572,612	409,060,534	(6,487,922)
32300000 PL 102 477 Child Care	401,247,858	407,630,780	(6,382,922)
32300300 Youth Services	1,324,754	1,324,754	-
32323000 PL102 477 Combined Interest		105,000	(105,000)
19 CAREER SVC	37,085,986	37,085,986	-
32311000 PL 102 477 Career Services	37,085,986	37,085,986	-
28 LANGUAGE	4,421,010	5,199,926	(778,916)
32300100 Greasy Immersion School	919,411	677,466	241,945
32300110 DF Immersion School Furniture		1,500,000	(1,500,000)
32300120 DF Infant Immersion Child Care	3,201,599	2,722,460	479,139
32330000 477 Living Language Grant Program	300,000	300,000	-
30-IHS Discretionary	10,000,000	2,500,000	7,500,000
08 FINANCIALRES	10,000,000	2,500,000	7,500,000
33010000 IHS SG Interest Bal Sheet	10,000,000	2,500,000	7,500,000
32-IHS Self Governance Health	872,802,689	864,974,290	7,828,399
01 OFC OF CHIEF	109,256	102,288	6,968
33264000 Communication Health Services	109,256	102,288	6,968
07 HEALTH SERV	842,322,928	833,834,791	8,488,137
33221050 Stilwell Revenue	25,843,485	26,428,143	(584,658)
33222050 Sallisaw Revenue	24,322,665	24,692,700	(370,035)
33223050 Jay Revenue	18,750,639	19,628,189	(877,550)
33224050 Salina Revenue	17,622,283	17,880,434	(258,151)
33225050 Nowata Revenue	13,869,484	12,942,614	926,870
33226050 Muskogee Revenue	36,173,265	35,582,150	591,115
33227050 Ochelata Revenue	13,503,116	12,285,188	1,217,928
33228050 Vinita Revenue	24,735,774	22,752,649	1,983,125
33229050 Ga Du Gi Revenue	1,156,973	1,071,257	85,716
33230050 Hastings Revenue	126,396,188	115,874,300	10,521,888
33234050 CNOHC Revenue	162,878,203	146,243,070	16,635,133
33240000 Behavioral Health	8,315,495	7,426,783	888,712
33242000 Contract Health Service	55,546,337	54,790,819	755,518
33244000 Dental	38,369,499	33,944,472	4,425,027
33245000 Optometry	6,000,000	6,000,000	-
33246000 Biomedical Engineering	8,101,395	7,997,340	104,055
33247000 Clinical Support	5,727,088	5,484,414	242,674
33248000 Quality Management	3,798,595	3,930,707	(132,112)
33249000 Health Facilities	6,387,311	6,090,692	296,619
33250000 MIS	16,021,900	14,303,535	1,718,365
33251000 Billing	5,523,394	5,053,494	469,900
33252000 Outpatient Medical Coding	5,658,800	4,831,612	827,188
33253000 Finance	1,837,520	1,692,231	145,289
33254000 Health Administration	3,072,195	2,229,077	843,118
33255100 Nursing Float Pool	6,805,111	6,705,314	99,797
33257000 Pharmacy Refill Center	24,136,867	30,938,016	(6,801,149)

BUDGET TYPE	OPERATING BG
-------------	--------------

Row Labels	Sum of FY25 Budget	Sum of FY24 Budget	Sum of INCREASE/ (DECREASE)
33258000 Compreh Primary Care Init Proj	1,440,625	1,457,034	(16,409)
33259000 Health Staff Trng and Dev	1,089,407	822,875	266,532
33260000 BH Pediatrics	2,988,131	2,304,790	683,341
33262000 Residency Program	1,854,498	1,561,423	293,075
33263000 HIV Elimination Program	23,000	206,855	(183,855)
33265000 COVID 19 PPPHCEA	17,000,000	18,500,000	(1,500,000)
33266000 Business OPS Admin	1,049,903	989,454	60,449
33267000 OSU Facility Management	856,731	785,708	71,023
33268000 COVID 19 Vaccination Efforts	2,180,346	2,139,430	40,916
33269000 Medicare Sponsorship Program	1,072,453	1,065,865	6,588
33271000 COVID 19 CRRSAA		7,500,000	(7,500,000)
33273000 COVID 19 ARPA	115,000,000	135,000,000	(20,000,000)
33274000 Central Supply Warehouse	1,156,610	1,099,480	57,130
33276000 Surgical Tech Training Prog	332,081	311,840	20,241
33277000 Continuous Glucose Monitors	390,950	390,950	-
33290200 Health IT System	16,000,000	15,200,000	800,000
33290400 Health M and I Projects	12,000,000	12,000,000	-
33290600 Health Clinic Con Debt Service	1,634,724		1,634,724
33290800 IHS BEMAR Projects	5,699,887	5,699,887	-
10 HUMAN RESOUR	3,779,311	2,539,133	1,240,178
33242100 CHS Sponsorship Program	216,129	216,129	-
33242200 Human Resources Health	3,563,182	2,323,004	1,240,178
15 MARSHAL SVC	8,698,614	8,954,435	(255,821)
33241000 Ambulance Service	8,698,614	8,954,435	(255,821)
29 PUBLICHEALTH	17,892,580	19,543,643	(1,651,063)
33261000 Public Health	3,155,368	3,155,368	-
33275000 ARPA Public Health Workforce	14,737,212	16,388,275	(1,651,063)
33-IHS Self Governance TEH	39,246,754	30,009,029	9,237,725
09 TRANS INFRAS	38,953,754	29,716,029	9,237,725
33310000 EHS Administration	7,181,637	6,867,941	313,696
33320000 EHS Projects	31,772,117	22,848,088	8,924,029
27 SECNATRLRES	293,000	293,000	-
33330000 Water Sanitation Envir Reviews	293,000	293,000	-
34-IHS Self Governance Office	516,648	386,587	130,061
14 GOVERNMTRES	322,903	205,106	117,797
33420000 Office of Self Governance	322,903	205,106	117,797
27 SECNATRLRES	193,745	181,481	12,264
33470000 Geo Data Center SG DHHS	193,745	181,481	12,264
40-DHHS General	92,195,438	98,979,482	(6,784,044)
06 EDUCATIONSVC	14,348,981	14,031,015	317,966
34010000 Headstart Administration	425,165	411,506	13,659
34010100 Headstart Centers	8,116,793	7,934,674	182,119
34010600 Headstart Training and T A	60,788	60,788	-
34020100 Early Headstart All Centers	5,337,133	5,214,945	122,188
34020200 Early Headstart T and T Assist	61,743	61,743	-
34052000 CSBG	347,359	347,359	-
07 HEALTH SERV	32,134,091	36,821,322	(4,687,231)
34011700 Native Connections	250,000	283,241	(33,241)
34011800 SPF RX	384,000	384,000	-
34012200 Restoring Life Network	344,900	344,900	-
34013200 CN Zero Suicide Project		231,481	(231,481)
34013400 CN Coalition Action Network		259,061	(259,061)
34013500 Project Hope	1,166,493	1,239,731	(73,238)

BUDGET TYPE	OPERATING BG
-------------	--------------

Row Labels	Sum of FY25 Budget	Sum of FY24 Budget	Sum of INCREASE/ (DECREASE)
34013610 NARCHX James Cherokee		199,558	(199,558)
34013900 Amer Indian Youth Suicide Prev		60,472	(60,472)
34014500 CN Project Sunale		674,482	(674,482)
34015100 RAD X Cherokee PROTECT	295,949	708,611	(412,662)
34015200 Maternal Child Health DHHS		299,781	(299,781)
34015400 NARCH 11 Machine Learning	99,139	92,512	6,627
34015410 NARCH11 Admin-Core	59,006	54,178	4,828
34015700 Liver Cancer Disparities	149,837	169,766	(19,929)
34015800 Harm Reduction	512,855	512,855	-
34015900 IHS SAPATA	400,000	400,000	-
34016100 IHS SPIP	400,000	400,000	-
34016300 RAD-X Cherokee PROTECT-04S1		929,964	(929,964)
34016500 Aftercare Grant	600,000	750,000	(150,000)
34016600 CN CIH Planning Project		180,000	(180,000)
34016700 SAMHSA Suicide Prevention	946,303	946,303	-
34016810 FVPSA COVID Testing Health Svc	538,133	538,133	-
34016910 FVPSA Sexual Assault Health Sv	182,135	182,135	-
34017500 Harvard POC HCV Ag Dx	115,958	89,826	26,132
34017600 Zero Suicide	575,000	400,000	175,000
34017700 CN HCV Engagement and Linkage	440,000	450,000	(10,000)
34017800 Project LAUNCH	847,000	800,000	47,000
34017900 Community Health Aide Program	375,000	375,000	-
34018100 Addressing Dementia	104,458	198,250	(93,792)
34022000 Cancer Tumor Registry Grant	199,635	194,144	5,491
34025000 Substance Abuse	5,909,440	5,920,155	(10,715)
34026000 Diabetes Grant	4,666,356	4,887,767	(221,411)
34026050 Diabetes Special Grant	379,847	397,000	(17,153)
34026150 Diabetes - Contract Health AFO	25,000	75,000	(50,000)
34026300 Diabetes Grant Stilwell	222,941	226,844	(3,903)
34026400 Diabetes Grant Sallisaw	158,436	159,943	(1,507)
34026500 Diabetes Grant Jay	150,919	149,918	1,001
34026600 Diabetes Grant Salina	146,316	147,296	(980)
34026700 Diabetes Grant Nowata	90,662	88,274	2,388
34026750 Diabetes Progr Contract Health	300,000	275,000	25,000
34026800 Diabetes Grant Muskogee	209,731	198,953	10,778
34026850 Diabetes Grant Vinita	110,849	107,622	3,227
34026950 Diabetes Grant Ochelata	86,116	83,556	2,560
34042400 NARCH 12 Admin Core	1,327,696	1,329,726	(2,030)
34044200 Graduate Medical Ed	3,040,000	3,200,000	(160,000)
34053400 Emory	122,823	122,823	-
34053500 Connecting Kids to Coverage		54,044	(54,044)
34053700 CHaRRM	152,839	152,839	-
34055200 Tribal Opioid Response 3	5,925,334	6,378,540	(453,206)
34056000 CN Project Seven Star		300,000	(300,000)
34057100 DHHS Novel Insights RADX UP	17,890	17,433	457
34097000 P 20 Admin Core	31,264	38,834	(7,570)
34097400 P 20 Tobacco Cessation	40,255	38,158	2,097
34097500 P 20 CREP		98,805	(98,805)
34097600 P 20 Ecig Use in Pregnancy	33,576	24,408	9,168
13 HUMAN SERV	23,153,252	22,680,026	473,226
34011000 Family Preservation Support	2,156,662	1,827,766	328,896
34013000 Family Violence	2,020,151	2,020,151	-
34014000 Child and Family Services	1,498,328	1,498,328	-

BUDGET TYPE	OPERATING BG
-------------	--------------

Row Labels	Sum of FY25 Budget	Sum of FY24 Budget	Sum of INCREASE/ (DECREASE)
34014300 Adoption Assistance		333,450	(333,450)
34014400 Foster Care Maintenance Paymts	3,707,982	3,707,982	-
34015300 FVPSA ARPA Supplement Funding	1,317,058	1,317,058	-
34016000 AOA Title VI	240,506	240,506	-
34016400 LIHEAP Emergency Supplement	231,861	231,861	-
34016800 FVPSA COVID Testing Human Svcs	3,463,345	3,463,345	-
34016900 FVPSA Sexual Assault Human Svc	503,929	503,929	-
34017000 LIHEAP	1,731,475	1,921,267	(189,792)
34017100 LIHEAP Administration	191,717	212,805	(21,088)
34018000 Elderly Care Giver	174,738	174,738	-
34033000 Cash In Lieu	37,090	37,090	-
34042100 OAA Title VI Part C ARPA	36,376	36,376	-
34043600 Expanding Public Hlth Wrkforce	57,730	57,730	-
34043700 LIHEAP Infrastructure Supplmnt	48,394	48,394	-
34051000 Child Support Enforcement	4,191,634	3,485,495	706,139
34053300 Kinship Navigator	92,930	185,860	(92,930)
34054600 Families First Transition	798,034	798,034	-
34084000 Cherokee Parents	638,296	562,845	75,451
34095000 Medicare Outreach Asst. Prog.	15,016	15,016	-
19 CAREER SVC	15,483,125	14,666,250	816,875
34014700 Tribal TANF	15,483,125	14,666,250	816,875
28 LANGUAGE		827,582	(827,582)
34015500 Immersion Staff Training Travl		34,908	(34,908)
34055300 Teacher Bridge Program		417,673	(417,673)
34055400 Institute of Excellence		375,001	(375,001)
29 PUBLICHEALTH	7,075,989	9,953,287	(2,877,298)
34012800 Youth Risk Behavior Survey		12,000	(12,000)
34013300 Tribal Capacity		32,562	(32,562)
34013310 Opioid Overdose Prevntion Proj		285,629	(285,629)
34013330 ACEs Surveillance Capacity		180,000	(180,000)
34014800 Good Health and Wellness		826,271	(826,271)
34016200 TRIBAL PRACTICES FOR WELLNESS	150,000	150,000	-
34016820 FVPSA COVID Testing Public Hth	1,052,178	1,052,178	-
34016920 FVPSA Sexual Asslt Public Hlth	300,390	353,484	(53,094)
34017300 Public Health School Wellness	390,000	390,000	-
34017400 Strengthening Public Health	208,000	208,000	-
34017410 Contributing to Healthy Native Babies	100,000	550,000	(450,000)
34017420 Modernizing Tribal Data	250,000	250,000	-
34017430 CNPH Wastewater Surveillance	196,814	46,814	150,000
34021000 CDC BreastandCervical Cancer	1,114,825	1,588,949	(474,124)
34021100 Comprehensive Cancer Control	360,335	447,681	(87,346)
34021200 CCC Supplement	25,000	25,000	-
34026100 Diabetes Grant Health Ed	1,006,397	1,006,397	-
34042300 Community Health Workers	1,922,050	1,922,050	-
34043100 PH Crisis Response		626,272	(626,272)
45-USDA	84,025,221	79,640,353	4,384,868
12 COMMERCE SVC	70,757	480,430	(409,673)
34555000 Socially Disadvantaged Groups		140,608	(140,608)
34568000 USDA RBDG Revolving Loan Fund		214,788	(214,788)
34577000 Agriculture Marketing Service	70,757	125,034	(54,277)
13 HUMAN SERV	28,685,450	26,367,720	2,317,730
34534510 Food Distribution Other	20,098,139	11,996,469	8,101,670
34562000 CARES Act Food Distribution		3,702,637	(3,702,637)

BUDGET TYPE	OPERATING BG
-------------	--------------

Row Labels	Sum of FY25 Budget	Sum of FY24 Budget	Sum of INCREASE/ (DECREASE)
34571000 Nutrition Education Plan		63,846	(63,846)
34576000 Self Determination Grant	999,986	1,499,978	(499,992)
34581000 Local Food Purchase Assistance Grant	7,587,325	9,104,790	(1,517,465)
27 SECNATRLRES	43,202,782	16,176,233	27,026,549
34557000 Conservation Grant	56,138	56,138	-
34570000 Farm Meatpacking Worker Relief	42,951,185	15,684,960	27,266,225
34579000 Equity in Conservation	195,459	195,459	-
34582000 Meat Processing		239,676	(239,676)
28 LANGUAGE	1,150,000	1,150,000	-
34578000 USDA RUS Distance Learning Technology	1,150,000	1,150,000	-
29 PUBLICHEALTH	10,916,232	35,465,970	(24,549,738)
34535000 WIC Aministration	2,440,758	2,219,445	221,313
34535020 WIC Nutrition Ed	842,091	769,816	72,275
34535030 WIC Breastfeeding	160,000	176,442	(16,442)
34535040 WIC Operational Adj	1,188,901	1,231,100	(42,199)
34535050 WIC Food	3,753,139	3,753,139	-
34535100 BF Peer Counseling	124,963	113,000	11,963
34535400 Summer EBT for Children		3,947,670	(3,947,670)
34535500 Summer EBT Food		17,868,960	(17,868,960)
34569000 WIC Technology		2,500,000	(2,500,000)
34572000 WIC FMNP Admin	124,526	117,560	6,966
34572010 WIC FMNP Food	360,688	360,688	-
34573000 WIC Innovation	350,000	350,000	-
34574000 CIAO WIC Innovation Outreach	557,751	998,225	(440,474)
34575000 WIC FMNP ESolution ARPA Grant	237,187	283,697	(46,510)
34580000 WIC Modernization	776,228	776,228	-
50-Department of Education	1,930,651	2,219,739	(289,088)
06 EDUCATIONSV	467,704	465,885	1,819
35040000 Title VII Culture Enrich	75,190	73,371	1,819
35091400 Teacher Retention	392,514	392,514	-
19 CAREER SVC	697,222	697,222	-
35070000 Vocational Rehab Service	697,222	697,222	-
28 LANGUAGE	765,725	1,056,632	(290,907)
35080000 Charter School Impact Aid	78,787	78,787	-
35090100 Title IA Charter Schol 84 010A	70,985	70,985	-
35090200 Charter School Special Educatn	34,100	34,100	-
35090300 Title VB2 Charter School		2,321	(2,321)
35090400 Title IIA Charter School	12,757	12,757	-
35090500 Charter PreSchool Special Educ		1,053	(1,053)
35090600 Charter School Title IV Studnt	20,000	20,000	-
35090900 ESSER CARES Act	31,387	31,387	-
35091000 Children in School NAM Project	366,526	616,082	(249,556)
35091100 ARP IDEA Special Ed Preschool		335	(335)
35091200 ARP IDEA Special Ed	6,197	5,910	287
35091300 ESSER III Project 795-00	144,986	182,915	(37,929)
55-HUD	2,928,122	4,349,754	(1,421,632)
06 EDUCATIONSV	1,200,000	1,200,000	-
35531000 ICDBG Pryor Head Start Constr	1,200,000	1,200,000	-
13 HUMAN SERV	63,847	63,847	-
35511000 Congregate Housing	63,847	63,847	-
20 HACN HSEAUTH	1,664,275	3,085,907	(1,421,632)
35528000 Veterans Affairs Support Housg	222,576	222,576	-
35530000 HUD ROSS		162,500	(162,500)

BUDGET TYPE	OPERATING BG
-------------	--------------

Row Labels	Sum of FY25 Budget	Sum of FY24 Budget	Sum of INCREASE/ (DECREASE)
35532000 NC Elderly Speakers	854,000	2,113,132	(1,259,132)
35533000 Playground Upgrades	587,699	587,699	-
56-HUD	65,045,172	65,093,914	(48,742)
01 OFC OF CHIEF	364,366	244,872	119,494
35660930 Housing Policy Office	364,366	244,872	119,494
08 FINANCIALRES	633,334	1,877,501	(1,244,167)
35660990 NAHASDA Revenue 60	633,334	1,877,501	(1,244,167)
12 COMMERCE SVC	167,111	167,111	-
35660490 Self Sufficiency Counseling	167,111	167,111	-
13 HUMAN SERV	1,858,505	1,858,505	-
35660600 Transitional Emergency Housing	1,298,452	1,298,452	-
35660630 Human Services Resident Svc	374,447	374,447	-
35660660 Families First	185,606	185,606	-
14 GOVERNMTRES	270,886	270,886	-
35660780 Realty Services	42,426	42,426	-
35660900 NAHASDA Regulatory Compliance	228,460	228,460	-
19 CAREER SVC	308,544	308,544	-
35660510 Career Services Resident Svc	308,544	308,544	-
20 HACN HSEAUTH	59,950,171	58,874,240	1,075,931
35619750 Housing Management CA	870,136	1,161,031	(290,895)
35620150 Tahlequah Rehab Office Constrc	4,468,226	4,483,038	(14,812)
35620160 Sallisaw Rental Units Construc	2,692,220	2,692,220	-
35620170 Rogers Tulsa Cnty Rental Units	2,995,000	2,995,000	-
35620180 Jay Office Remodel	320,893	600,000	(279,107)
35620190 Stilwell Office Construction	1,542,900	1,542,900	-
35620200 Vinita Rentals	1,595,000	1,595,000	-
35620210 Sequoyah Heights Community Bld	558,485	580,858	(22,373)
35620440 Housing Accessibility	529,696	552,486	(22,790)
35620750 Housing Management		433,993	(433,993)
35621000 IHBG Competitive 22 IC OK		6,526,697	(6,526,697)
35640290 MAP Program Income	250,000	250,000	-
35640300 Minor Emergency Repair	387,735	387,735	-
35640430 Self Help Emergency Assist Prg	1,055,000	880,000	175,000
35640480 CS Youth Development PI	50,000	50,000	-
35660000 Modernization	3,000,000	1,970,908	1,029,092
35660010 Modernization Homeownership	600,000	600,000	-
35660030 Operating Subsidy	3,500,000	3,500,000	-
35660050 Modernization Rent to Own	500,000	23,965	476,035
35660070 Birdtail Rental Construction		1,500,000	(1,500,000)
35660100 Vinita Single Family Units		1,000,000	(1,000,000)
35660210 Replacement Homes	1,003,518	1,003,518	-
35660240 Housing Development	4,000,000	300,000	3,700,000
35660260 New Constructn Rental Subsidy	250,000	250,000	-
35660290 Mortgage Assistance	4,196,025	3,796,025	400,000
35660440 Housing Rehabilitation	8,000,000	6,013,529	1,986,471
35660480 Comm Svc Youth Development	206,487	206,487	-
35660560 Resident Adult Services	201,862	201,862	-
35660690 IDA IHP	600,000	600,000	-
35660730 Rental Assistance Program	901,600	901,600	-
35660750 Housing Management	5,000,000	3,600,000	1,400,000
35660760 Rental Assistance	7,000,000	5,000,000	2,000,000
35660980 HACN Administration	3,675,388	3,675,388	-
27 SECNATRLRES	1,017,255	1,017,255	-

BUDGET TYPE	OPERATING BG
-------------	--------------

Row Labels	Sum of FY25 Budget	Sum of FY24 Budget	Sum of INCREASE/ (DECREASE)
35640580 Home Energy Audits	199,255	199,255	-
35660950 Environmental Reviews	818,000	818,000	-
28 LANGUAGE	475,000	475,000	-
35640850 Speaker Housing Services	475,000	475,000	-
62-EPA	2,182,686	3,334,720	(1,152,034)
09 TRANS INFRAS	131,000	811,000	(680,000)
36225600 Lead Service Line Inventory	131,000	811,000	(680,000)
27 SECNATRLRES	2,051,686	2,523,720	(472,034)
36221950 Clean Air Monitoring	624,311	540,736	83,575
36222650 Clean Water 106	165,000	160,316	4,684
36223700 Superfund	245,000	278,754	(33,754)
36224100 Atmospheric Mercury Monitor Sv	23,858	30,931	(7,073)
36224150 GAP ITEC	160,000	132,629	27,371
36224160 GAP Core	260,288	360,545	(100,257)
36224350 Lead Based Paint Program	75,000	151,102	(76,102)
36224400 ITEC Tribal Pesticides	51,000	52,000	(1,000)
36224550 2016 UST	175,000	220,513	(45,513)
36224600 2014 Brownfield Tribal Res Prg	223,525	226,699	(3,174)
36224700 ATTAINS Mentorship Exchange		148,031	(148,031)
36224900 2020 Exchange Network		85,862	(85,862)
36225300 BIL Brownfields		42,206	(42,206)
36225400 CNEP Air Sensor Studies	24,102	37,394	(13,292)
36225500 Clean Air IRA	18,931	43,141	(24,210)
36225700 Tar Creek Management Assistance	5,671	12,861	(7,190)
70-Department of Labor		21,499,676	(21,499,676)
19 CAREER SVC		21,499,676	(21,499,676)
37025000 TLJC Operations		7,133,784	(7,133,784)
37025100 TLJC Capital Projects		150,654	(150,654)
37025200 TLJC OACTS		764,260	(764,260)
37029000 NDWG Quest		13,450,978	(13,450,978)
75-Department of Treasury	603,206,153	829,902,048	(226,695,895)
08 FINANCIALRES	583,350,000	808,513,499	(225,163,499)
37509920 Fiscal Recovery Fund	582,500,000	802,500,000	(220,000,000)
37509921 FRF Program Income	850,000		850,000
37509930 LATCF		6,013,499	(6,013,499)
12 COMMERCE SVC	856,153	943,634	(87,481)
37532070 CDFI Fund	856,153	813,564	42,589
37540000 Volunteer Income Tax Assistanc		130,070	(130,070)
20 HACN HSEAUTH	19,000,000	20,444,915	(1,444,915)
37599100 DOT HAF	19,000,000	20,444,915	(1,444,915)
76-Dept of Homeland Security	1,447,854	2,783,381	(1,335,527)
06 EDUCATION SVC	300,000	300,000	-
37698400 Targeted Violence Prevention	300,000	300,000	-
15 MARSHAL SVC	1,147,854	2,483,381	(1,335,527)
37697000 THSG 2020	44,489	560,211	(515,722)
37697500 THSG 2022	503,365	950,000	(446,635)
37697900 BRIC Tsa La Gi		151,170	(151,170)
37698500 THSG 2023	600,000	822,000	(222,000)
77-Dept of Transportation	3,797,838	3,511,453	286,385
09 TRANS INFRAS	3,797,838	3,511,453	286,385
37733000 Federal Transit Program	3,797,838	3,511,453	286,385
78-Dept of Justice	9,039,347	11,501,217	(2,461,870)
05 OFC ATTORGEN	679,868	676,470	3,398

BUDGET TYPE	OPERATING BG
-------------	--------------

Row Labels	Sum of FY25 Budget	Sum of FY24 Budget	Sum of INCREASE/ (DECREASE)
37886100 Spec Asst US Attrny McGirt	679,868	663,022	16,846
37899300 Spec DV Crim Jurisdict OVW		13,448	(13,448)
13 HUMAN SERV	5,429,909	5,676,720	(246,811)
37844100 Violence Against Women OVW 21	597,720	597,720	-
37868000 VOCA ICW	91,308	91,308	-
37871000 VOCA Believe In Honor Respect	105,506	114,978	(9,472)
37887000 Tribal Victim Svcs Set Aside	234,982	234,982	-
37891000 OVW Transitional Housing	72,000	72,000	-
37892000 Tribal Victim Svc Set Aside II	611,510	611,510	-
37897800 Tribal Victim Svcs Set Aside V	754,655	754,655	-
37898400 Youth Shelter Expansion Proj	762,661	1,000,000	(237,339)
37898800 Tribal Victim SV Set Aside III	825,000	825,000	-
37899100 Tribal Victim Svcs Set Aside VI	196,912	196,912	-
37899200 OVC Tribal Victim Set Aside 21	850,322	850,322	-
37899400 2022 OVW Targeted Support	227,333	227,333	-
37899600 DOJ CN Harvesting Change Enhancement and Expansion	100,000	100,000	-
15 MARSHAL SVC	579,570	1,196,827	(617,257)
37883000 Cops 2018		122,165	(122,165)
37897100 2021 SMART	187,530	116,024	71,506
37897200 2021 COPS Equipment		464,425	(464,425)
37897300 2021 COPS Hiring	77,295	64,359	12,936
37897400 Tribal Healing Wellness Court	103,020	106,365	(3,345)
37898600 2020 COPS Hiring	78,721	62,017	16,704
37898700 2020 COPS Equipment		135,644	(135,644)
37899500 2023 SMART	133,004	125,828	7,176
19 CAREER SVC	2,350,000	3,951,200	(1,601,200)
37898000 CAREERS Reentry Program		834,599	(834,599)
37898100 DOJ CTAS PA3 2020	350,000	651,334	(301,334)
37899000 Second Chance Act Reentry	2,000,000	2,465,267	(465,267)
79-Fed Other	36,126,779	36,730,618	(603,839)
01 OFC OF CHIEF	34,642,636	34,648,528	(5,892)
37997600 SS Fox Suicide Prvntn Grant	750,000	750,000	-
37997700 Broadband Connectivity Program	33,892,636	33,898,528	(5,892)
06 EDUCATIONSVC		577,947	(577,947)
37941000 AmeriCorps Head Start		577,947	(577,947)
13 HUMAN SERV		20,000	(20,000)
37960000 National Endowment for Arts		20,000	(20,000)
19 CAREER SVC	1,484,143	1,484,143	-
37911000 TERO Sum	84,143	84,143	-
37997800 EDA Pub Works Economic Adjustment Assist Non-Trad Emp Trng	1,400,000	1,400,000	-
80-State of Oklahoma	987,313	1,062,082	(74,769)
13 HUMAN SERV		175,500	(175,500)
38030000 OKDHS Stabilization		175,500	(175,500)
28 LANGUAGE	810,930	667,957	142,973
38024000 Cherokee Charter School	810,930	667,957	142,973
29 PUBLICHEALTH	176,383	218,625	(42,242)
38028000 TSET	176,383	218,625	(42,242)
85-Private	1,762,395	3,983,413	(2,221,018)
01 OFC OF CHIEF	292,977	194,882	98,095
38570000 Digital Navigator Pgm Launch	292,977	194,882	98,095
06 EDUCATIONSVC	20,000	22,500	(2,500)

BUDGET TYPE	OPERATING BG
-------------	--------------

Row Labels	Sum of FY25 Budget	Sum of FY24 Budget	Sum of INCREASE/ (DECREASE)
38552000 Building a Culture of Health	20,000	20,000	-
38571255 RTR Adventure Cycling		2,500	(2,500)
07 HEALTH SERV	326,431	326,431	-
38536000 State Epidemiological Outcomes	71,073	71,073	-
38571000 Gilead FOCUS	255,358	255,358	-
09 TRANS INFRAS		250,000	(250,000)
38573000 Google Sponsorship Del Co RWD 10		250,000	(250,000)
12 COMMERCESVC		10,000	(10,000)
38567500 OK Native Assets Coalition		10,000	(10,000)
14 GOVERNMTRES		50,000	(50,000)
38572000 Connected Learning Center		50,000	(50,000)
25 CHEROKEEPUB	4,500	13,500	(9,000)
38571250 Solutions Journalism Grant	4,500	13,500	(9,000)
27 SECNATRLRES	1,097,805	3,033,833	(1,936,028)
38562000 Medicine Keepers Grant	12,833	12,833	-
38563000 Volkswagen Settlement	1,084,972	3,021,000	(1,936,028)
28 LANGUAGE	20,682	65,194	(44,512)
38566000 NLII-NOVO	20,682	65,194	(44,512)
29 PUBLICHEALTH		17,073	(17,073)
38569000 SCIBAR Sub Award CN JHU		17,073	(17,073)
90-Other	285,000	285,000	-
06 EDUCATIONSVC	78,000	78,000	-
39018100 JOM Conf Special Registr	78,000	78,000	-
08 FINANCIALRES	40,000	40,000	-
39033100 Tribal Judgment Funds	20,000	20,000	-
39034100 Tribal Trusts	20,000	20,000	-
13 HUMAN SERV	147,000	147,000	-
39020100 ICW Angels of the Cherokee	147,000	147,000	-
28 LANGUAGE	20,000	20,000	-
39018200 IGNITE Language Conference	20,000	20,000	-
95-Permanent Funds	9,100	9,100	-
06 EDUCATIONSVC	9,100	9,100	-
59510100 Sequoyah Endowment	4,100	4,100	-
59511100 Gammon Education Trust	5,000	5,000	-
Grand Total	2,974,081,648	3,149,288,752	(175,207,104)