



CHEROKEE NATION TRIBAL COUNCIL RULES COMMITTEE REPORT

Group: Tax Commission

Month/Year of Report: February, 2019

Group Leader: Sharon Swepston
Phone: 918-453-5377

E-mail: Sharon-sweepston@cherokee.org

I. Budget Highlights

- a.) Please refer to the monthly financial report from Finance.

II. Program Highlights

a.) Motor Vehicle

1. Year to Date Motor Vehicle revenue for FY19 compared to FY18 as of December 31st 2018 & December 31st 2017, had an overall increase of 5.65%.
2. The month to month revenue comparison for December 2017 (FY18) compared to December 2018 (FY19) shows an increase of 2.42%.
3. The detail for all areas of revenue for motor vehicle is shown on the attached graphs.
4. FY19 new tags issued in the Extended Jurisdictional Boundary for October 689, November 588, December 523, January 674.

b.) Revenue and Taxation Division

1. Year to Date Revenue and Taxation (Tobacco) for FY19 compared to FY18 as of December 31st 2018 & December 31st 2017, had an overall increase of 3.29%.
2. A month to month revenue comparison for December 2017 (FY18) compared to December 2018 (FY19) shows an increase of 4.71%.
3. The detail for all areas of tax is shown on the attached graphs.

c.) Future Plans/New Initiatives

1. The next Tax Commission meeting is scheduled for March 13, 2019 at 10:00 am in the CNTC Conference room.
2. The Veterans Sales Tax Exemption Cards have been mailed out to all qualified applicants. As of February 6, 2019 we have mailed out 364 Veteran Sales Tax Exemption Cards. CNE has implemented their upgraded system to process the new sales tax exemptions for Cherokee veterans.
3. We have received our report for December 2018 purchases and payment from the State of Oklahoma and rebates are scheduled to be distributed to the retailers by or before February 15, 2019.

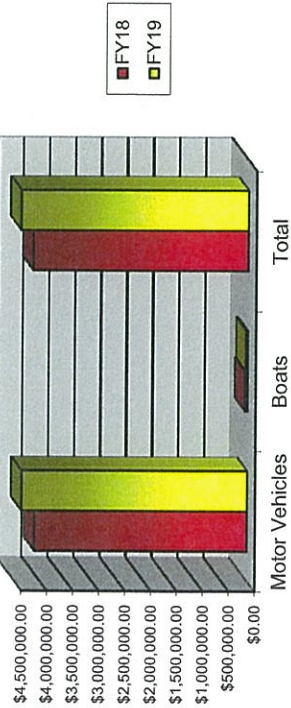


CHEROKEE NATION TAX COMMISSION

DECEMBER, 2018

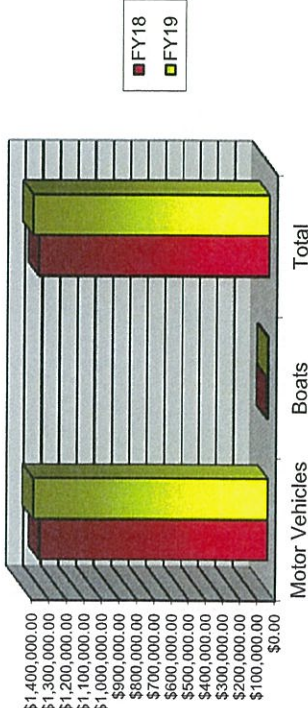
	Motor Vehicles	Boats	Total
FY18	\$4,101,656.56	\$51,820.75	\$4,153,477.31
FY19	\$4,353,364.81	\$34,969.27	\$4,388,334.08
% of Change	6.14%	-32.52%	5.65%

MV Gross Revenue Comparison - Year to Date



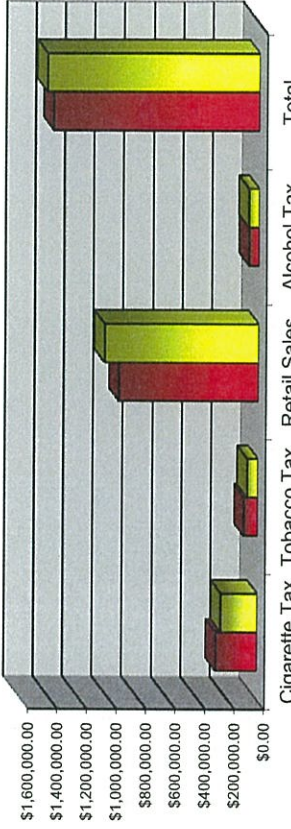
	Motor Vehicles	Boats	Total
FY18	\$1,315,004.42	\$11,182.73	\$1,326,187.15
FY19	\$1,350,924.99	\$7,301.49	\$1,358,226.48
% of Change	2.73%	-34.71%	2.42%

MV Gross Revenue Comparison - Month to Month



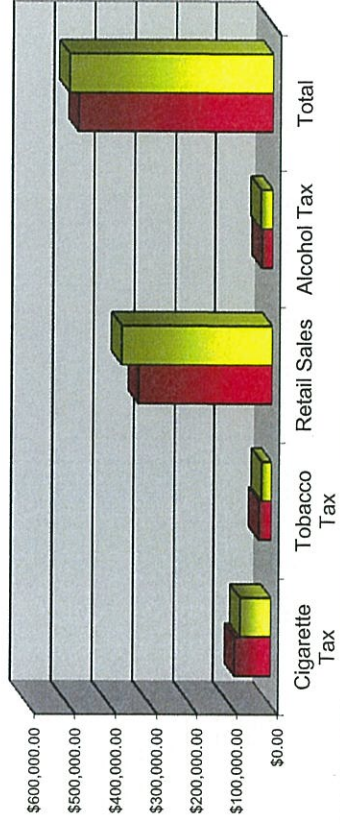
	Cigarette Tax	Tobacco Tax	Retail Sales	Alcohol Tax	Total
FY18	\$282,735.84	\$96,092.78	\$947,954.76	\$66,778.23	\$1,393,561.61
FY19	\$248,056.64	\$74,540.68	\$1,045,202.14	\$71,667.48	\$1,439,466.94
% of Change	-12.27%	-22.43%	10.26%	7.32%	3.29%

R & T Gross Revenue Comparison Year to Date



	Cigarette Tax	Tobacco Tax	Retail Sales	Alcohol Tax	Total
FY18	\$90,281.36	\$31,261.81	\$333,135.09	\$26,876.08	\$481,554.34
FY19	\$76,848.08	\$24,455.30	\$379,922.86	\$28,996.55	\$504,222.79
% of Change	-14.88%	-21.77%	12.24%	7.89%	4.71%

R & T Gross Revenue Comparison Month to Month





CWYA DBR JƏŃGŁŁŁY DhƏŃbħ
Cherokee Nation Gaming Commission

Director's Report

1 february 2019

2018 COMPACT FEE PAYMENTS

	State	Fair Meadows	OHRC	Sub-Total	YTD
Jan	\$ 956,443.95	\$ 54,454.36	\$ 198,339.83	\$ 1,209,238.14	\$ 1,209,238.14
Feb	\$ 1,373,811.58	\$ 54,554.36	\$ 221,266.66	\$ 1,649,632.60	\$ 2,858,870.74
Mar	\$ 1,672,054.37	\$ 53,670.96	\$ 257,460.29	\$ 1,983,185.62	\$ 4,842,056.36
Apr	\$ 1,469,108.07	\$ 52,840.90	\$ 232,606.44	\$ 1,754,555.41	\$ 6,596,611.77
May	\$ 1,409,757.23	\$ 53,320.93	\$ 231,043.38	\$ 1,694,121.54	\$ 8,290,733.31
June*	\$ 1,458,279.57	\$ 53,687.63	\$ 233,201.04	\$ 1,745,168.24	\$ 10,035,901.55
July	\$ 1,460,133.95	\$ 53,384.60	\$ 237,700.28	\$ 1,751,218.83	\$ 11,787,120.38
Aug	\$ 1,481,214.81	\$ 48,437.21	\$ 212,414.40	\$ 1,742,066.42	\$ 13,529,186.80
Sept	\$ 1,456,046.81	\$ 48,570.55	\$ 210,931.96	\$ 1,715,549.32	\$ 15,244,736.12
Oct	\$ 1,372,114.96	\$ 48,670.56	\$ 198,906.07	\$ 1,619,691.59	\$ 16,864,427.71
Nov	\$ 1,446,702.50	\$ 48,637.22	\$ 213,902.42	\$ 1,709,242.14	\$ 18,573,669.85
Dec	\$ 1,588,414.08	\$ 48,687.23	\$ 231,171.66	\$ 1,868,272.97	\$ 20,441,942.82
YTD Adj.	\$ -	\$ -	\$ -	\$ -	\$ 20,441,942.82
	\$ 17,144,081.88	\$ 618,916.51	\$ 2,678,944.43	\$ 20,441,942.82	

* Includes \$35,000 Annual Oversight Fee Payment

NIGC Fee Payments	
March	\$ 78,013.87
June	\$ 72,437.73
September	\$ 75,225.80
December	\$ 78,013.87
TOTAL	\$ 303,691.27

Total Compact & NIGC Fee Payments	\$ 20,745,634.09
--	-------------------------

COMPACT FEE PAYMENT SUMMARY

	State	Fair Meadows	OHRC	Sub-Total	LTD
2005	\$ 2,948,594.00	\$ 500,040.00	\$ 1,478,858.36	\$ 4,927,492.36	\$ 4,927,492.36
2006	\$ 7,629,889.06	\$ 1,788,222.63	\$ 7,238,117.75	\$ 16,656,229.44	\$ 21,583,721.80
2007	\$ 11,472,065.73	\$ 962,047.93	\$ 4,573,604.66	\$ 17,007,718.32	\$ 38,591,440.12
2008	\$ 11,656,274.15	\$ 765,407.17	\$ 3,457,394.08	\$ 15,879,075.40	\$ 54,470,515.52
2009	\$ 12,258,076.70	\$ 749,466.52	\$ 2,393,709.96	\$ 15,401,253.18	\$ 69,871,768.70
2010	\$ 12,530,548.89	\$ 654,902.38	\$ 2,245,073.51	\$ 15,430,524.78	\$ 85,302,293.48
2011	\$ 12,842,971.99	\$ 624,666.63	\$ 2,263,371.18	\$ 15,731,009.80	\$ 101,033,303.28
2012	\$ 13,191,133.21	\$ 635,500.83	\$ 2,429,283.07	\$ 16,255,917.11	\$ 117,289,220.39
2013	\$ 13,775,089.66	\$ 671,503.73	\$ 2,454,446.83	\$ 16,901,040.22	\$ 134,190,260.61
2014	\$ 13,491,207.55	\$ 694,488.92	\$ 2,468,666.10	\$ 16,654,362.57	\$ 150,844,623.18
2015	\$ 14,936,985.92	\$ 710,606.84	\$ 2,660,767.00	\$ 18,308,359.76	\$ 169,152,982.94
2016	\$ 15,320,619.36	\$ 696,172.36	\$ 2,664,645.01	\$ 18,681,436.73	\$ 187,834,419.67
2017	\$ 16,188,946.50	\$ 668,836.84	\$ 2,624,492.88	\$ 19,482,276.22	\$ 207,316,695.89
2018	\$ 17,144,081.88	\$ 618,916.51	\$ 2,678,944.43	\$ 20,441,942.82	\$ 227,758,638.71
	\$ 111,795,850.94	\$ 8,046,246.74	\$ 31,002,525.50	\$ 227,758,638.71	

LICENSING SUMMARY

Location	Key Employee	PMO	Total
Catoosa	914	408	1,322
Catoosa - SS	6	1	7
CNGC	-	63	63
Corporate	87	134	221
Ft. Gibson	65	30	95
Grove	75	40	115
Ramona	70	41	111
Roland	212	101	313
Sallisaw	72	36	108
SCC	69	36	105
Tahlequah	109	67	176
WSS	396	157	553
TOTALS	2,075	1,114	3,189

VENDOR LICENSES

Entity	Class A	Class C	Exempt	Total
Companies	95	-		95
Individuals	775	-	-	775

GAMING MACHINES

Vendor	Catoosa	Cat SS	Ft. Gibson	Roland	Roland TP	Sallisaw	WSS	Ramona	Tahl.	SCV	Grove	Totals
CLASS II												
AGS	-	-	-	-	-	-	-	-	22	-	6	28
Bally	-	-	-	8	-	-	-	-	-	-	-	8
Cadillac Jack	-	-	6	-	-	-	-	-	8	-	-	14
Eclipse	-	-	-	-	-	-	-	-	27	-	-	27
IGT	6	-	-	-	-	-	14	6	-	-	6	32
Multimedia	-	-	-	16	-	8	-	-	-	-	8	32
Nova	-	-	-	-	-	-	-	-	8	-	-	8
VGT	867	52	206	320	33	94	590	184	141	128	134	2,749
Sub-Total	873	52	212	344	33	102	604	190	206	128	154	2,898
COMPACT												
AGS	80	4	28	45	4	10	50	25	4	14	28	292
Ainsworth	60	-	4	27	-	10	51	8	14	-	6	180
Aristocrat	160	10	30	44	-	6	125	20	11	20	30	456
Aruze	34	-	4	24	-	-	30	8	14	6	16	136
Bally	257	9	49	106	-	28	276	61	46	30	42	904
Cadillac Jack	12	-	-	-	-	-	-	-	-	-	-	12
IGT	421	-	77	125	14	59	284	63	69	34	84	1,230
Incredible Technologies	28	-	16	8	-	9	21	10	9	9	6	116
Konami	80	-	27	36	-	9	78	28	23	16	8	305
Multimedia	46	-	14	36	8	-	66	16	10	14	11	221
Nova	-	-	-	-	-	-	-	-	-	-	-	-
Speilo	14	-	4	2	-	-	9	-	-	-	-	29
WMS	123	6	14	42	6	9	27	26	5	22	6	286
Sub-Total	1,315	29	267	495	32	140	1,017	265	205	165	237	4,167
Grand Total	2,188	81	479	839	65	242	1,621	455	411	293	391	7,065
Class II	873	52	212	344	33	102	604	190	206	128	154	2,898
% of floor	39.90%	64.20%	44.26%	41.00%	50.77%	42.15%	37.26%	41.76%	50.12%	43.69%	39.39%	41.02%
Compact	1,315	29	267	495	32	140	1,017	265	205	165	237	4,167
% of floor	60.10%	35.80%	55.74%	59.00%	49.23%	57.85%	62.74%	58.24%	49.88%	56.31%	60.61%	58.98%
TOTAL	2,188	81	479	839	65	242	1,621	455	411	293	391	7,065

CARD / TABLE GAMES

Card & Table Games				
Game	Catoosa	Roland	WSS	Total
Poker	14	-	8	22
3-Card Poker	2	-	-	2
Prog. 3-Card Poker	-	1	1	2
Blazin' 7's	-	1	1	2
Mississippi Stud Prog	-	-	1	1
WPT Heads Up Hold	-	1	-	1
Progressive UTH	6	1	3	10
Blackjack	15	2	6	23
FreeBet Blackjack	3	1	1	5
21 + 3	2	1	4	7
Roulette	4	1	2	7
Craps	2	-	1	3
TOTAL	48	9	28	85

Group: Marshal Service Month/Year of Report: February 2019

Executive Director: Shannon Buhl Phone: 918-207-3800

Email: shannon-buhl@cherokee.org

1. **Budget Highlights-Please Refer to Monthly Financial Report**

2. **Program Highlights for January:**

<u>District 1</u> <u>412 North</u>	<u>District 2</u> <u>412 South</u>
Information Report (10)	Information Report (28)
Warrants (2)	Warrants (5)
Other Agency Assists (6)	Other Agency Assists (29)
Warnings (5)	Warnings (20)
Citations (5)	Citations (6)
Alcohol/Drug Arrests (4)	Alcohol/Drug Arrests (1)
A&B/DV (0)	A&B /DV (1)
Burglary/Theft/Larceny (4)	Burglary/Theft/Larceny (3)
Fraud/Embezzlement (1)	Child Abuse (1)
	ICW Assist (2)
	Disorderly Conduct (1)

3. **Special Operations:**

- Dive (0)
- SWAT (0)
- Casino Requests (34)

4. **Accomplishments:**

Defense Support of Executive Authorities-Phillip Manes, Amy Shultheiss
How to Predict Violence and Influence Outcomes-Marshall Service

5. **Security:**

- Security Violations (3)
- Vehicle Assists (24)
- Incident Reports (7)
- Events (4)
- Election Commission detail, Mock Trial, Council Parking (2)

6. **Facilities:**

- Hastings (18) EDO
- Redbird Smith (0)
- Three Rivers (0)
- Cooweescoowee Ocheleta (0)
- Wilma P Mankiller (0)

7. Community:

Shawna Roach

Computer Giveaway-Sequoyah, Oaks, Bluejacket and Muldrow Schools

Franky Dreadfulwater

Dare-Bell, Marble City Schools

Anti-Bullying-Bell School

Christmas Play-Bell

Basketball Games-Oaks, Marble City, Zion, Greasy, Cave Springs Schools

Kenwood-Elder Meet and Greet

Safety Presentations/Checks-Dahlongeah, Stilwell, Cave Springs Schools

Truancy Issues-Stilwell

8. Patrols:

District 1 159

District 2 518

Total 677

Concerns addressed from last Rules:

1. Payment has been processed for 5 county tornado victim's hotel bill through EM.

2. Marshal museum in Ft. Smith does not have Cherokee items on display.



February 2019

I. Budget Highlights

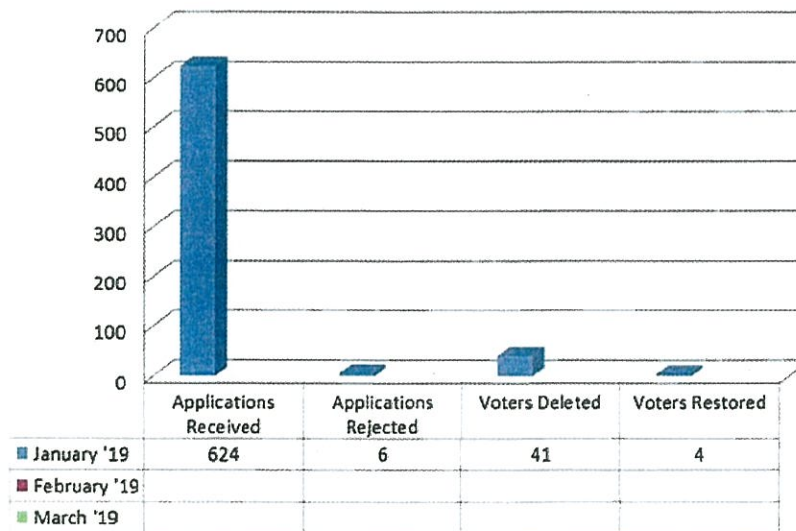
a.) FY19 is currently on target.

II. Program Highlights

a.) **Voter Processing:** As of 02/01/2019

624 Applications; 71,459 Total Registered Voters; 40,679 In District; 30,780 At-Large

Voter Registration Statistics



b.) **Statistical Report:**

Detailed Data by District and Precinct is Attached.

III. Accomplishments

a.) **2019 General Election:**

Candidates have begun filing for the 2019 Election. For your convenience I am attaching a 2019 General Election Timeline. This way you can see all dates related to the election at a glance.

b.) **Deceased/Relinquished Status:**

The Election Commission has stayed current with monthly Tribal Registration deceased and relinquished citizen listings.



CHEROKEE NATION ELECTION COMMISSION

Ph: 918-458-5899 | TF: 800.353.2895 | F: 918.458.6101

FEBRUARY 2019 RULES REPORT

Marcus Fears Administrator
fears-marcus@cherokee.org

IV. Future Plans and Initiatives

- a.) Diligently prepare for the General Election.
- b.) Continue to actively update and correct voter's addresses in the Election Commission database.
- c.) The Election Commission is always willing to answer any of the Council's questions. If at any time you have a question for our office, please feel free to email me or call the office. My email and our number are listed at the top of this report.

Date Range: 01/01/2019 - 01/31/2019

Applications Received

Voter Registration Applications	346
Absentee Applications	278
Total	624

Registration Applications Rejected

Insufficient Address	1
No Roll Number	5
Not Signed	0
Under Age	0
Total	6

Deleted Registrations

Duplicate	0
Voter Deceased	40
Voter Relinquished	1
Total	41

Registration Status Changes

Deleted Restored	4
Total	4

<u>District</u>	<u>Precinct</u>	<u>Voters</u>
District No. 1	Hulbert	1,149
	Okay	303
	Tahlequah (1)	1,519
Total for District		2,971
District No. 2	Briggs	212
	Lowrey	231
	Tahlequah (2)	2,365
Total for District		2,808
District No. 3	Keys	785
	Tahlequah (3)	1,729
Total for District		2,514
District No. 4	Ft. Gibson	1,082
	Muskogee	518
	Warner	725
Total for District		2,325
District No. 5	Gore	311
	Sallisaw (5)	564
	Vian	1,119
Total for District		1,994
District No. 6	Belfonte	117
	Marble City	173
	Muldrow	1,584
	Sallisaw (6)	1,430
Total for District		3,304
District No. 7	Cave Springs	281
	Chewey	82
	Stilwell (7)	2,665
	Westville (7)	753
Total for District		3,781
District No. 8	Bell	217
	Stilwell (8)	983
	Westville (8)	431
Total for District		1,631
District No. 9	Jay (9)	683
	Kansas	1,270

<u>District</u>	<u>Precinct</u>	<u>Voters</u>
District No. 9	Kenwood	129
	Salina (9)	537
Total for District		2,619
District No. 10	Afton	591
	Grove	718
	Jay (10)	773
	Pryor (10)	535
	Salina (10)	199
	Spavinaw	147
Total for District		2,963
District No. 11	S. Coffeyville	446
	Vinita	1,719
	Welch	134
Total for District		2,299
District No. 12	Bartlesville	1,566
	Nowata	689
	Skiatook	111
Total for District		2,366
District No. 13	Catoosa	342
	Collinsville	972
	Tulsa	1,850
Total for District		3,164
District No. 14	Chelsea	537
	Claremore (14)	2,405
	Oologah	398
Total for District		3,340
District No. 15	Claremore (15)	818
	Locust Grove	865
	Pryor (15)	868
	Salina (15)	49
Total for District		2,600
At Large	At Large	30,780
Total for District		30,780
Grand Total		71,459

2019 General Election Timeline

Dec-01	Candidate can accept Campaign Contributions S44 A
Dec-03	Candidate Packets Available
<u>Jan-07</u>	Absentee Ballot Requests Accepted S73 A
<u>Feb-4, 5, 6, 7</u>	Candidate Filing Period S36 A
Feb-4, 5, 6, 7	Designation of Financial Agent S42 A
Feb-4, 5, 6, 7	Submit Watchers S53 C
Feb-8, 11-14	Voter Contest of Eligibility S37 A (<u>5</u> business days)
Feb-8 to 21	Candidate Withdrawal Period S36 D (<u>10</u> business days)
Feb-8 to 25	Commission Certification of Candidates S36 C (<u>12</u> business days)
Feb-26	Meeting to draw Candidate Order & Watchers S53 C
Feb-26 to Mar 4	Appeal of Decision with CS Supreme Court S37 B (<u>5</u> business days)
Mar-5, 6, 7	CN Supreme Court establishes Hearing Schedule S37 C
Mar-21	CN Supreme Court Hearing deadline S 37 C
<u>Mar-29</u>	Voter Registration Closes S21 A2
Apr-08	Mail Voter ID Cards S22 B (Approximate date)
<u>Apr-19</u>	Absentee Ballot Request Deadline S73 A
Apr-30 & May-1	Mail Out Absentee Ballots S73 A
<u>May-25, 28-30</u>	Early Walk-In (Early Absentee) Voting
May-28-Done	Verify Absentee Ballots S91 A
May-30	Last day to request replacement Absentee Ballot S80 A
<u>Jun-01</u>	General Election S51 A
Jun-3, 4, 5	Request for Recount S93 C (Deadline June 5)
Jun-3-7	Submit Watchers for Run-Off S53 B (<u>5</u> business days)
Jun-6,7	Recount S93 F (Deadline June 7)
Jun-10	Election Appeals Deadline S101 D
Jun-11, 12, 13	CN Supreme Court Hearing S101 E (Deadline June 13)
Jun-17	Absentee Request for Run-Off Election Deadline
Jun-24,25	Mail Run-Off Absentee Ballots S73 B
Jul-20, 23-25	Early Walk-In (Early Absentee) Voting
Jul-23-Done	Verify Absentee Ballots S91 A
Jul-25	Last day to request replacement Absentee Ballot S80 A
<u>Jul-27</u>	Run-Off Election (S51 B)
July-29, 30, 31	Request for Recount S93 C (Deadline July 31)
Aug-1,2	Recount S93 F (Deadline Aug 2)
Aug-05	Election Appeals Deadline S101 D
Aug-6, 7, 8	CN Supreme Court Hearing S101 E (Deadline Aug 8)
<u>Aug-14</u>	Swearing in of Elected Officials S51 E

I. Budget Highlights – please refer to Monthly Financial Report.

Description of budget exceptions: No budget exceptions to report.

II. Program Highlights

a. DOI Budget Formulation – FY 2021

On Thursday, January 3, 2019, the Director of Self Governance, the Director of Finance and the Controller and the Interim Director for Information Technology, reviewed the financial and programmatic aspects of the DOI programs. Based on this information the BIA's 2021 Budget Preferred Program Ranking Tool was completed and submitted to the BIA Regional Office on January 4, 2019. The program rankings were identified as follows:

- Strengthening Tribal Communities - 1) Welfare Assistance; 2) Indian Child Welfare; 3) Aid to Tribal Government.
- Public Safety & Justice – 1) Criminal Investigations & Police Services; 2) Tribal Courts.
- Education - 1) Scholarships & Adult Education; 2) ISEP formula funds; 3) Johnson-O'Malley Assistance Grants.

b. Impact of Government Shutdown on the Nation's Health program

The Oklahoma City IHS Office and the Tribal Self Governance Advisory Committee both requested Tribes across the Nation to provide the impact that the government shutdown on their health programs. In coordination with the Health Director and his staff an impact statement was prepared and submitted to Rear Admiral Watts. Two of the main concerns for our health program is the impact on federal employees that work at the Nation's health facilities such as those IPA employees and Commission Corp Officers and a continued shutdown could limit IHS's ability to meet their obligation with regard to the JV.

c. IHS – Commission Corp flag grade promotion

Captain Travis Watts, Oklahoma City Area Director for IHS has been promoted to the rank of Rear Admiral (lower half) in the U. S. Public Health Service Commissioned Corps. Commission Corps Flag Officers also carry a title of Assistant Surgeon General. These officers provide senior executive-level decisions, advice, and leadership within their departments and agencies. These officers exemplify the values of the Corps and diligently work toward the goals and mission of the Corps, "To protect, promote, and advance the health and safety of our nation". As most of you know Captain Watts is a former employee of Hastings Hospital. Congratulations to Rear Admiral Watts on his promotion!

d. Government Shutdown

We now have a Continuing Resolution through February 15, 2019.

HUMAN RESOURCES

January 2019

NASON MORTON, EXECUTIVE DIRECTOR
Extension 5682

Human Resources is currently working on the revision of Cherokee Nation Human Resources Policies and Procedures (CNHRPP), Chapter III, portions of Chapter II and portions of Chapter V. Benefits. As of February 4, 2019, the total numbers of Employees is 3709. Of those employees, 3064 are Cherokee and 254 are members of another Federally recognized tribe.

EMPLOYMENT

Processed	Monthly	YTD
Number of Employees Hired	34	34
% of Cherokees Hired	82	82
% of Indians Hired	9	9
% of All Others Hired	9	9
# of Applications Received	408	408
# of Interview Panels Sent	102	102

COMPENSATION

Processed	Monthly	YTD
# of Terminations	50	50
# of Voluntary Terminations	40	40
# of Involuntary Terminations	10	10

BENEFITS

Processed	Monthly	YTD
Educational Reimbursement Requests	10	10
401(k) Distributions	65	65
401(k) Loans	11	11
401(k) Hardship	9	9
FMLA	33	33
COBRA	52	52
Short Term Disability	11	11

EMPLOYEE RELATIONS & DEVELOPMENT

Processed	Monthly	YTD
Orientations/Trainings Presented		
Trainings Presented	35	35

RISK MANAGEMENT
January 2019
NASON MORTON, EXECUTIVE DIRECTOR
Extension 5682

INSPECTIONS:

Life Safety Code and OSHA Regulation inspections were conducted on the below sites:

- Tahlequah Tag Office
- Stilwell ICW
- Arts Center
- PACE – Annual Inspection
- ECU Circle – All buildings
- Complete all Community Building Inspections
- Tax Commission
- Patrick House
- Webbers Falls Pre-K Building
- Sallisaw Food Distribution
- Sallisaw Tag Office
- Sallisaw Career Services
- TEC Building
- Veterans Center
- Business Tech Building
- Jay Head Start
- Salina Head Start
- Kenwood Head Start
- Jay Tag Office
- Jay Career Services
- Election Commission
- Markoma Gym – scheduled trainings and fire drill
- Jay Food Distribution Warehouse Expansion
- Saline Courthouse
- New Health Center
- Tribal Courthouse
- Redbird Head Start Storm Shelter
- Cherry Tree Head Start Storm Shelter
- Pryor Head Start Storm Shelter Addition
- Kenwood Head Start Storm Shelter Addition
- Tahlequah Food Distribution Warehouse Roof
- Scheduling Other Community Building Inspections
- Casino 4 – Hard Rock – w/Gaming Commission
- Tahlequah Casino Walk Thru w/Jenson Hughes Third Party Inspector
- Received notice from CNE of new Downtown Pathway Construction

Technical Assistance:

- Schedule Fire Extinguisher Trainings for Stilwell Clinic
- Commercial Casualty Course for staff.
- Saline Courthouse – worked with Architect on sprinkler coverage with tank size for system.
- Capacity Assistance for CNE Safety
- ADA Assistance with CNE Safety
- Request received from Fleet Services on insuring tools
- Request received concerning coverage of hay stored at CN Facility by outside individual – no coverage for crops.
- Community Building assistance – evacuation plan updates and MOA's - Now Complete with Certificates of Insurance
- SHS Safety Review - Planning and Development - Update of Abatement Plan, and Draft Fire Prevention Plan, also working on Hazard Communication Plan.
- Contract Review – multiple – insurance questions
- Request form Government Relation concerning Saline Caretakers Quarters – assisted in getting this taken care of.
- Contractor Bond Questions
- 2019 Training Schedule – Salina Clinic
- Received request from ICW concerning Space Heater Usage
- Received request from ICW on Vehicle Recalls
- Received request from ICW on oxygen tank transportation.
- Issued Certificate of Occupancy for Casino 4 Hard Rock for Gaming Commission - worked with Tulsa Fire Marshal on the inspection of Life Safety Testing for this facility.

Trainings:

- Stilwell Clinic Fire Extinguisher Training – Jan. 31st – 77 attendees
- ECU New Employee Orientation – Jan. 17th
- Attend Tribal First Webinar