

**Group: Marshal Service Month/Year of Report: May2018  
**Executive Director: Shannon Buhl Phone: 918-207-3800  
**Email: shannon-buhl@cherokee.org******

**1. Budget Highlights-Please Refer to Monthly Financial Report**

**2. Program Highlights for April:**

<p><b><u>District 1 412 North</u></b>  <b><u>Cases 24</u></b>          Information Report (12)          Warrants (0)          Other Agency Assists (9)          Warnings (0)          Citations (6)          Alcohol/Drug Arrests (6)          A&amp;B/DV (1)          Burglary/Theft/Larceny (1)          Disorderly Conduct(1)          Fraud (1)</p>	<p><b><u>(District 2 412 South</u></b>  <b><u>Cases 14</u></b>          Information Report (10)          Warrants (11)          Other Agency Assists (39)          Warnings (7)          Citations (7)          Alcohol/Drug Arrests (1)          A&amp;B /DV (1)          Burglary/Theft/Larceny (3)          MVC (1)          Harassment (1)          Vandalism (1)</p>
---	---

**3. Special Operations:**

- Dive (0)
- SWAT (1)
- Casino Requests (41)
- Task Force (4)

**4. Accomplishments:**

- RAWHIDE (4) deputies completed phase 1
- SAR Training (10) deputies (2) Admin
- Sexual assault Training (2)
- Hero dash
- Indian Capital Vo-tech Career Day
- Red Fern Airport Community Event

**5. Security:**

- Security Violations (19)
- Vehicle Assists (29)
- Incident Reports (2)

Teachers / Safety Fair

**6. Facilities:**

- Claremore (0)
- Hastings (5) EDO
- Redbird Smith (0)
- Three Rivers (0)
- Cooweescoowee Ocheleta (0)
- Wilma P Mankiller (0)

**7. Community:**

April 2018 Community Events

C.R Investigator Shawwna Roach  
Sex offender Round up with U.S Marshal's focus was Sex offenders registered with CN on tribal land.  
De-Escalation/ ALICE (active shooter) training with CN Tribal Council  
De-escalation/ ALICE (active shooter) New Life Foursquare Church in Vinita approx. 25 individuals attended  
De-Escalation/ ALICE HR passport training approx. 60 employees attended

Community Resource Officer Franky Dreadful water

Schools:

Cave Springs, Adair County, only school Spring Semester 10 wk. DARE Course.  
24<sup>th</sup> Cave Springs and 25<sup>th</sup>, DARE Presentation 5<sup>th</sup>/6<sup>th</sup> graders..

Community:

17<sup>th</sup> Rocky Mt. Track Meet, safety welfare checks.  
18<sup>th</sup> Oaks Mission 5<sup>th</sup>/ 6<sup>th</sup> grades, Bullying Prevention Presentation (60kids)  
19<sup>th</sup> Maryetta School Track Meet Event assist.  
25<sup>th</sup> Oaks Mission School, 7<sup>th</sup>/ 8<sup>th</sup> grade Anti-Bullying Class (80 kids)  
26<sup>th</sup> Oaks Mission School, 9<sup>th</sup>/10<sup>th</sup> Anti-Drug Presentation (70 kids)

Other Events:

3<sup>rd</sup> Kenwood Community Building, Elder Meet and discuss issues I their community.  
Also, Kenwood Head start meets with kids on Safety Presentation...  
Extra patrols in rural areas and around school zones.

**8. Patrols:**

District 1	112
District 2	<u>255</u>
Total	<u>367</u>



# CHEROKEE NATION TRIBAL COUNCIL RULES COMMITTEE REPORT

**Group:** Tax Commission

**Month/Year of Report:** May, 2018

**Group Leader:** Sharon Swepston

**Phone:** 918-453-5377

**E-mail:** Sharon-swepston@cherokee.org

## **I. Budget Highlights**

- a.) Please refer to the monthly financial report from Finance.

## **II. Program Highlights**

### **a.) Motor Vehicle**

1. Year to Date Motor Vehicle revenue for FY18 compared to FY17 as of March 31<sup>st</sup> 2018 & March 31<sup>st</sup> 2017, had an overall increase of 8.51%.
2. The month to month revenue comparison for March 2017 (FY17) compared to March 2018 (FY18) shows a decrease of 3.75%.
3. The detail for all areas of revenue for motor vehicle is shown on the attached graphs.
4. FY18 new tags issued in the Extended Jurisdictional Boundary for October 627, November 574, December 609, January 1,370, February 1,370, March 1,633, April 0,000.

### **b.) Revenue and Taxation Division**

1. Year to Date Revenue and Taxation (Tobacco) for FY18 compared to FY17 as of March 31<sup>st</sup> 2018 & March 31<sup>st</sup> 2017, had an overall decrease of 0.27%.
2. A month to month revenue comparison for March 2017 (FY17) compared to March 2018 (FY18) shows an increase of 2.03%.
3. The detail for all areas of tax is shown on the attached graphs.

### **c.) Future Plans/New Initiatives**

1. The next Tax Commission meeting is scheduled for June 20, 2018 at 4:30 pm in the CNTC Conference room.
2. The Veterans Sales Tax Exemption Cards have been mailed out to all qualified applicants. As of May 7, 2018 we have mailed out 343 Veteran Sales Tax Exemption Cards. CNE has implemented their upgraded system to process the new sales tax exemptions for Cherokee veterans.
3. We have received our report for March 2018 purchases and payment from the State of Oklahoma and rebates are scheduled to be distributed to the retailers by or before May 15, 2018.




CHEROKEE NATION TAX COMMISSION

MARCH, 2018


	Motor Vehicles	Boats	Total	Cigarette Tax	Tobacco Tax	Retail Sales	Alcohol Tax	Total
FY17	\$7,809,548.00	\$72,055.93	\$7,881,603.93	\$569,975.54	\$185,677.70	\$1,856,814.54	\$136,741.80	\$2,749,209.58
FY18	\$8,448,062.46	\$104,122.48	\$8,552,184.94	\$550,147.76	\$167,716.97	\$1,886,324.99	\$137,474.80	\$2,741,664.52
% of Change	8.18%	44.50%	8.51%	-3.48%	-9.67%	1.59%	0.54%	-0.27%

MV Gross Revenue Comparison - Year to Date



	Motor Vehicles	Boats	Total
FY17	\$1,640,342.34	\$31,950.33	\$1,672,292.67
FY18	\$1,575,657.28	\$33,905.73	\$1,609,563.01
% of Change	-3.94%	6.12%	-3.75%

MV Gross Revenue Comparison - Month to Month




R & T Gross Revenue Comparison Year to Date



	Cigarette Tax	Tobacco Tax	Retail Sales	Alcohol Tax	Total
FY17	\$1,039,800.80	\$372,777.06	\$335,848.21	\$24,928.85	\$502,034.92
FY18	\$964,284.48	\$253,300.34	\$363,382.90	\$27,092.99	\$512,204.71
% of Change	-7.26%	-32.13%	8.20%	8.68%	2.03%

R & T Gross Revenue Comparison Month to Month



**I. Budget Highlights – please refer to Monthly Financial Report.**

Description of budget exceptions: No budget exceptions to report.

**II. Program Highlights**

**a. 2018 Annual Tribal Self Governance Consultation Conference – April 22<sup>nd</sup> – 26<sup>th</sup>**

Karen Ketcher, Bryan Shade, Cliff Powell, Rick Kelly and Ami Sams attended the Tribal Self Governance Consultation Conference in Albuquerque, NM. The first Tribes to enter Self-Governance with the HHS/IHS and DOI/BIA were honored on the advent of the 30<sup>th</sup> anniversary of Self-Governance. Cherokee Nation was among the 7 original tribes to enter into a Self-Governance compact with DOI/BIA in 1988 and among the first 14 to enter into a compact with HHS/IHS in 1993/1994. These Tribes were recognized for pioneering the way and being on the cutting edge of the movement toward Self-Governance. IHS and DOI General Sessions were dedicated to Legislative, Budget and PRC Workgroup updates. The remainder of the time was spent on Break-out sessions on various topics such as: Health revenue cycle improvement, recruitment and retention of health professionals, Contract Support Cost, Tribal Sponsorships, Medicaid issues, opioid crisis, employment and training programs, Farm Bill Reauthorization, Indian Trust Asset Reform Act implementation, and funding agreements between Self-Governance Tribes and non-BIA Bureaus of the DOI.

**b. Inter-Tribal Council of the Five Civilized Tribes Resolution No. 18-14 – May 1<sup>st</sup>**

Karen Ketcher and other tribal representatives of the IHS Contract Support Cost (CSC) Workgroup drafted a resolution to be presented to the Health Committee for consideration and submission to the Inter-Tribal Council. This resolution supported the IHS CSC Policy issued in 2016 with limited changes recommended by the CSC Workgroup to section 6.3.2E(3) and urged the Acting IHS Director to implement it immediately upon close of the Tribal Consultation period.

**c. GAO Study on AI/AN Veterans Agreement – May 2<sup>nd</sup>**

Karen Ketcher attended a meeting among Health Officials, Administration and GAO representatives to discuss access to care for American Indian and Alaska Native Veterans. Topics discussed included the National MOU between VA and IHS and if it has served to improve the health status of CN veterans, the Reimbursement Agreement between the Nation and Veterans Affairs and any recommendations the Nation might have to improve the Agreement to better serve our veterans, the relationship between local VA facilities and CN and purchase and referred care for veterans.



**May 2018**

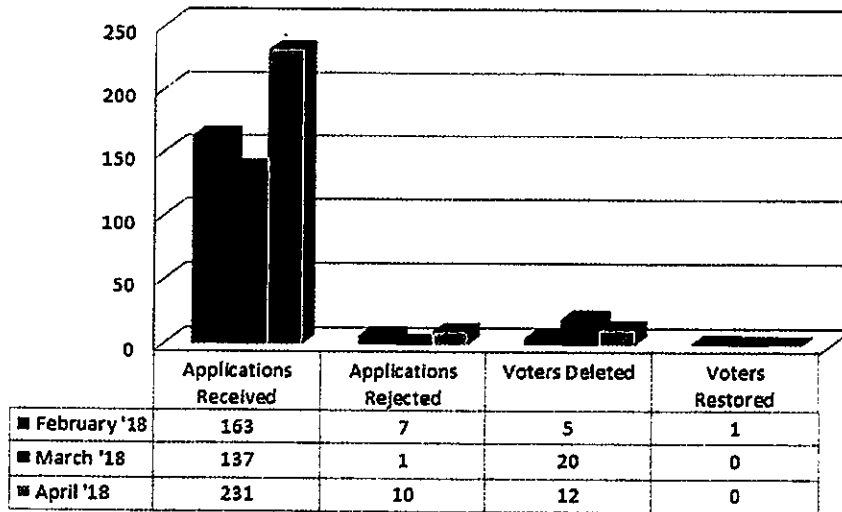
**I. Budget Highlights**

a.) FY 18 budget is on target for the 2018 fiscal year.

**II. Program Highlights**

a.) **Voter Processing: 231 Applications; 69,491 Registered Voters as of 05/02/2018**

**Voter Registration Statistics**



**b.) Statistical Report:**

Detailed Data by District and Precinct is Attached

**III. Accomplishments**

**a.) Election Preparation:**

The Election Commission Office is continuing to work and prepare for the 2019 election cycle. We are continuing to looking at the Election Timeline Calendar. We are proceeding month by month examining what takes place in that month of an election year. This month we are analyzing the events that will take place in May 2019 as well as updating the documentation with proper dates as we go.

**b.) Community and Service Meetings:**

As the Election Commission staff attends Community meetings, our primary focus is to provide voter education, answer questions and register citizens to vote.



- April Events
  - South Coffeyville Community Meeting – 30 registrations
  - Vinita Lake Park Community Meeting – 4 registration
  - Muskogee Community Meeting – 5 registrations
- May Events
  - Locust Grove High School – 10 registrations
  - Pryor Block Party – May 15th

**c.) Deceased/Relinquished Status:**

The Election Commission has stayed current with monthly Tribal Registration deceased and relinquished citizen listings.

**IV. Future Plans and Initiatives**

- a.) The Election Commission is looking forward to attending Community Meetings in District 5 Braggs, Districts 14-15 Claremore and the Conference of Community Leaders at NSU in June to improve voter registration and education.
- b.) Continue to prepare for the upcoming 2019 Election: Looking ahead to June, the Election Commission will begin the process of securing precinct locations as well as begin preparations for our first press release.
- c.) Continue to actively update and correct voter's addresses in the Election Commission database.

**Date Range:** 04/01/2018 - 04/30/2018

**Applications Received**

Voter Registration Applications	231
Absentee Applications	0
<b>Total</b>	<b>231</b>

**Registration Applications Rejected**

Insufficient Address	3
No Roll Number	3
Not Signed	4
Under Age	0
<b>Total</b>	<b>10</b>

**Deleted Registrations**

Duplicate	3
Voter Deceased	9
Voter Relinquished	0
<b>Total</b>	<b>12</b>

**Registration Status Changes**

Deleted Restored	0
<b>Total</b>	<b>0</b>



Chronicle- Voter Registration by District and Precinct

5/2/2018 4:14 PM

<u>District</u>	<u>Precinct</u>	<u>Voters</u>
District No. 1	Hulbert	1,146
	Okay	299
	Tahlequah (1)	1,503
<b>Total for District</b>		<b>2,948</b>
District No. 2	Briggs	204
	Lowrey	226
	Tahlequah (2)	2,350
<b>Total for District</b>		<b>2,780</b>
District No. 3	Keys	765
	Tahlequah (3)	1,702
<b>Total for District</b>		<b>2,467</b>
District No. 4	Ft. Gibson	1,100
	Muskogee	508
	Warner	720
<b>Total for District</b>		<b>2,328</b>
District No. 5	Gore	295
	Sallisaw (5)	562
	Vian	1,129
	Warner	1
<b>Total for District</b>		<b>1,987</b>
District No. 6	Belfonte	117
	Marble City	174
	Muldrow	1,524
	Sallisaw (6)	1,375
<b>Total for District</b>		<b>3,190</b>
District No. 7	Cave Springs	279
	Chewey	85
	Stilwell (7)	2,567
	Westville (7)	745
<b>Total for District</b>		<b>3,676</b>
District No. 8	Bell	210
	Stilwell (8)	969
	Westville (8)	414
<b>Total for District</b>		<b>1,593</b>
District No. 9	Jay (9)	675

vr2120

**Chronicle- Voter Registration by District and Precinct**

5/2/2018 4:14 PM

<b>District</b>	<b>Precinct</b>	<b>Voters</b>
District No. 9	Kansas	1,255
	Kenwood	129
	Salina (9)	533
<b>Total for District</b>		<b>2,592</b>
District No. 10	Afton	584
	Grove	706
	Jay (10)	766
	Pryor (10)	527
	Salina (10)	198
	Spavinaw	148
<b>Total for District</b>		<b>2,929</b>
District No. 11	S. Coffeyville	438
	Vinita	1,721
	Welch	133
<b>Total for District</b>		<b>2,292</b>
District No. 12	Bartlesville	1,560
	Nowata	688
	Skiatook	111
<b>Total for District</b>		<b>2,359</b>
District No. 13	Catoosa	337
	Collinsville	963
	Tulsa	1,822
<b>Total for District</b>		<b>3,122</b>
District No. 14	Chelsea	529
	Claremore (14)	2,345
	Oologah	381
<b>Total for District</b>		<b>3,255</b>
District No. 15	Claremore (15)	796
	Locust Grove	849
	Pryor (15)	828
	Salina (15)	47
<b>Total for District</b>		<b>2,520</b>
At Large	At Large	29,453
<b>Total for District</b>		<b>29,453</b>
<b>Grand Total</b>		<b>69,491</b>

vr2120



## Executive Summary

### Casino Activities

- ∞ A guest at the Hard Rock Casino won a \$125,000 jackpot on an IGT Wide Area Progressive (WAP) machine on Sunday, 29 April 2018. Gaming Agent Michael Cordova responded and assisted the IGT WAP Response Team in verifying the jackpot. The jackpot was verified and the guest received payment.
- ∞ A guest at the West Siloam Springs facility complained after casino management asked her and her dog (a 4-month old pit bull) to leave the property after the dog created several bio-hazards; casino EVS remediated the bio-hazards. The guest claimed the animal was a service dog.

The issue of service animals being allowed in the casino has been raised several times recently, which prompted me to ask Chrissi Nimmo what should be done to address the issue. In response, I received an AG opinion on the issue that, in summary, states the Nation and its entities should adopt appropriate service animal policies.

CNGC staff contacted CNE Safety personnel to inquire about any policies being developed and were informed that CNB legal has been in contact with the AG's office about the issue. We will continue to follow this issue and will provide updates as they become available.

- ∞ A Hard Rock valet attendant was recently arrested at the casino by the Bixby Police Department on outstanding warrants for 1st Degree Burglary, Domestic Assault and Battery, Stalking, and Interfering with an Emergency Call. The Cherokee Nation Marshal Service was notified and they deferred action to the Bixby Police. Upon arrival, the individual was taken to the Security holding room where he was placed in handcuffs and escorted from the facility by Bixby Police.

Although this is a highly unusual situation, the employee is in an unlicensed position and will not be taken before the Commission for action.

### Prize Claims

Patron Name		Facility	Type		
Wensil	Belinda	Hard Rock	Compact EGM		
Incident Date	Date Received	Received By	Notice to State/ Other	Response Date	Decision
21-Apr-18	23-Apr-18	CNE	25-Apr-18	25-Apr-18	Denied

Patron Name		Facility	Type		
Wienbar	Danny	Hard Rock	Compact EGM		
Incident Date	Date Received	Received By	Notice to State/ Other	Response Date	Decision
4-Apr-18	6-Apr-18	CNE	10-Apr-18	6-Apr-18	Pending

**2018 COMPACT FEE PAYMENTS**

	State	Fair Meadows	OHRC	Sub-Total	YTD
Jan	\$ 956,443.95	\$ 54,454.36	\$ 198,339.83	\$ 1,209,238.14	\$ 1,209,238.14
Feb	\$ 1,373,811.58	\$ 54,554.36	\$ 221,266.66	\$ 1,649,632.60	\$ 2,858,870.74
Mar	\$ 1,672,054.37	\$ 53,670.96	\$ 257,460.29	\$ 1,983,185.62	\$ 4,842,056.36
Apr	\$ -	\$ -	\$ -	\$ -	\$ 4,842,056.36
May	\$ -	\$ -	\$ -	\$ -	\$ 4,842,056.36
June	\$ -	\$ -	\$ -	\$ -	\$ 4,842,056.36
July	\$ -	\$ -	\$ -	\$ -	\$ 4,842,056.36
Aug	\$ -	\$ -	\$ -	\$ -	\$ 4,842,056.36
Sept	\$ -	\$ -	\$ -	\$ -	\$ 4,842,056.36
Oct	\$ -	\$ -	\$ -	\$ -	\$ 4,842,056.36
Nov	\$ -	\$ -	\$ -	\$ -	\$ 4,842,056.36
Dec	\$ -	\$ -	\$ -	\$ -	\$ 4,842,056.36
YTD Adj.	\$ -	\$ -	\$ -	\$ -	\$ 4,842,056.36
	\$ 4,002,309.90	\$ 162,679.68	\$ 677,066.78	\$ 4,842,056.36	

NIGC Fee Payments	
March	\$ 78,013.87
June	\$ -
September	\$ -
December	\$ -
<b>TOTAL</b>	<b>\$ 78,013.87</b>

**Total Compact & NIGC Fee Payments      \$                    4,920,070.23**

**COMPACT FEE PAYMENT SUMMARY**

	State	Fair Meadows	OHRC	Sub-Total	LTD
2005	\$ 2,948,594.00	\$ 500,040.00	\$ 1,478,858.36	\$ 4,927,492.36	\$ 4,927,492.36
2006	\$ 7,629,889.06	\$ 1,788,222.63	\$ 7,238,117.75	\$ 16,656,229.44	\$ 21,583,721.80
2007	\$ 11,472,065.73	\$ 962,047.93	\$ 4,573,604.66	\$ 17,007,718.32	\$ 38,591,440.12
2008	\$ 11,656,274.15	\$ 765,407.17	\$ 3,457,394.08	\$ 15,879,075.40	\$ 54,470,515.52
2009	\$ 12,258,076.70	\$ 749,466.52	\$ 2,393,709.96	\$ 15,401,253.18	\$ 69,871,768.70
2010	\$ 12,530,548.89	\$ 654,902.38	\$ 2,245,073.51	\$ 15,430,524.78	\$ 85,302,293.48
2011	\$ 12,842,971.99	\$ 624,666.63	\$ 2,263,371.18	\$ 15,731,009.80	\$ 101,033,303.28
2012	\$ 13,191,133.21	\$ 635,500.83	\$ 2,429,283.07	\$ 16,255,917.11	\$ 117,289,220.39
2013	\$ 13,775,089.66	\$ 671,503.73	\$ 2,454,446.83	\$ 16,901,040.22	\$ 134,190,260.61
2014	\$ 13,491,207.55	\$ 694,488.92	\$ 2,468,666.10	\$ 16,654,362.57	\$ 150,844,623.18
2015	\$ 14,936,985.92	\$ 710,606.84	\$ 2,660,767.00	\$ 18,308,359.76	\$ 169,152,982.94
2016	\$ 15,320,619.36	\$ 696,172.36	\$ 2,664,645.01	\$ 18,681,436.73	\$ 187,834,419.67
2017	\$ 16,188,946.50	\$ 668,836.84	\$ 2,624,492.88	\$ 19,482,276.22	\$ 207,316,695.89
2018	\$ 4,002,309.90	\$ 162,679.68	\$ 677,066.78	\$ 4,842,056.36	\$ 212,158,752.25
	\$ 111,795,850.94	\$ 8,046,246.74	\$ 31,002,525.50	\$ 212,158,752.25	

LICENSING SUMMARY

Location	Key Employee	PMO	Total
Catoosa	1,007	404	1,411
Catoosa - SS	8	1	9
CNGC	-	61	61
Corporate	76	118	194
Ft. Gibson	73	33	106
Grove	77	39	116
Ramona	75	42	117
Roland	227	100	327
Sallisaw	71	36	107
SCC	71	32	103
Tahlequah	107	66	173
WSS	411	158	569
<b>TOTALS</b>	<b>2,203</b>	<b>1,090</b>	<b>3,293</b>

VENDOR LICENSES

Entity	Class A	Class C	Exempt	Total
Companies	107	-		107
Individuals	817	-	-	817

## GAMING MACHINES

Vendor	Catoosa	Cat SS	Ft. Gibson	Roland	Roland TP	Sallisaw	WSS	Ramona	Tahl.	SCV	Grove	Totals
<b>CLASS II</b>												
AGS	-	-	-	-	-	-	-	-	22	-	-	22
Bally	-	-	-	8	-	-	-	-	-	-	-	8
Cadillac Jack	14	-	6	-	-	-	-	-	8	-	-	28
Eclipse	-	-	-	-	-	-	-	-	27	-	-	27
Multimedia	-	-	-	16	-	4	-	-	-	-	14	34
Nova	-	-	-	-	-	-	-	-	8	-	-	8
Rocket	20	-	-	-	-	-	-	-	-	-	6	26
VGT	878	52	206	320	33	107	604	196	141	126	143	2,806
<b>Sub-Total</b>	<b>912</b>	<b>52</b>	<b>212</b>	<b>344</b>	<b>33</b>	<b>111</b>	<b>604</b>	<b>196</b>	<b>206</b>	<b>126</b>	<b>163</b>	<b>2,959</b>
<b>COMPACT</b>												
AGS	70	4	22	39	4	10	32	13	4	14	22	234
Ainsworth	60	-	-	27	-	12	51	8	14	8	8	188
Aristocrat	127	10	30	44	-	6	119	24	11	16	31	418
Aruze	34	-	4	24	-	-	30	8	10	14	12	136
Bally	245	6	59	106	-	24	269	53	46	30	43	881
Cadillac Jack	4	-	-	-	-	-	6	6	-	-	-	16
IGT	444	2	77	117	14	59	292	63	71	34	86	1,259
Incredible Technologies	23	-	16	8	-	-	21	6	9	6	6	95
Konami	77	-	27	36	-	12	78	28	23	16	8	305
Multimedia	47	-	14	35	8	6	65	16	14	14	4	223
Nova	-	-	-	-	-	-	-	-	-	-	-	-
Spelio	20	-	4	14	-	-	17	-	-	-	-	55
WMS	176	7	14	54	6	13	40	34	5	22	15	386
<b>Sub-Total</b>	<b>1,327</b>	<b>29</b>	<b>267</b>	<b>504</b>	<b>32</b>	<b>142</b>	<b>1,020</b>	<b>259</b>	<b>207</b>	<b>174</b>	<b>235</b>	<b>4,196</b>
<b>Grand Total</b>	<b>2,239</b>	<b>81</b>	<b>479</b>	<b>848</b>	<b>65</b>	<b>253</b>	<b>1,624</b>	<b>455</b>	<b>413</b>	<b>300</b>	<b>398</b>	<b>7,155</b>
<b>Class II</b>	<b>912</b>	<b>52</b>	<b>212</b>	<b>344</b>	<b>33</b>	<b>111</b>	<b>604</b>	<b>196</b>	<b>206</b>	<b>126</b>	<b>163</b>	<b>2,959</b>
% of floor	40.73%	64.20%	44.26%	40.57%	50.77%	43.87%	37.19%	43.08%	49.88%	42.00%	40.95%	41.36%
<b>Compact</b>	<b>1,327</b>	<b>29</b>	<b>267</b>	<b>504</b>	<b>32</b>	<b>142</b>	<b>1,020</b>	<b>259</b>	<b>207</b>	<b>174</b>	<b>235</b>	<b>4,196</b>
% of floor	59.27%	35.80%	55.74%	59.43%	49.23%	56.13%	62.81%	56.92%	50.12%	58.00%	59.05%	58.64%
<b>TOTAL</b>	<b>2,239</b>	<b>81</b>	<b>479</b>	<b>848</b>	<b>65</b>	<b>253</b>	<b>1,624</b>	<b>455</b>	<b>413</b>	<b>300</b>	<b>398</b>	<b>7,155</b>

## CARD / TABLE GAMES

<b>Card &amp; Table Games</b>				
Game	Catoosa	Roland	WSS	Total
Poker	14	-	8	22
3-Card Poker	1	1	1	3
Prog. 3-Card Poker	1	-	-	1
Blazin' 7's	-	1	1	2
Mississippi Stud Prog	1	-	1	2
WPT Heads Up Hold	2	1	-	3
Progressive UTH	3	1	3	7
Blackjack	14	2	6	22
FreeBet Blackjack	3	1	1	5
21 + 3	5	1	4	10
Bonus Roulette	3	1	1	5
Bonus Craps	1	-	-	1
<b>TOTAL</b>	<b>48</b>	<b>9</b>	<b>26</b>	<b>83</b>

**HUMAN RESOURCES**

April 2018

**NASON MORTON, EXECUTIVE DIRECTOR**  
Extension 5682

Human Resources is currently working on the revision of Cherokee Nation Human Resources Policies and Procedures (CNHRPP), Chapter III. As of May 2, 2018, the total number of Employees is 3642. Of those employees, 2986 are Cherokee and 276 are members of another Federally recognized tribe.

**EMPLOYMENT**

Processed	Monthly	YTD
Number of Employees Hired	49	198
% of Cherokees Hired	78	74
% of Indians Hired	14	14
% of All Others Hired	8	12
# of Applications Received	408	1410
# of Interview Panels Sent	82	313

**COMPENSATION**

Processed	Monthly	YTD
# of Terminations	27	105
# of Voluntary Terminations	25	88
# of Involuntary Terminations	2	17

**BENEFITS**

Processed	Monthly	YTD
Educational Reimbursement Requests	5	25
401(k) Distributions	53	215
401(k) Loans	27	98
401(k) Hardship	4	12
FMLA	65	219
COBRA	46	201
Short Term Disability	14	63

**EMPLOYEE RELATIONS & DEVELOPMENT**

	Monthly	YTD
<b>Orientations/Trainings Presented</b>		
Trainings Presented	34	397



**RISK MANAGEMENT**  
**April 2018**  
**NASON MORTON, EXECUTIVE DIRECTOR**  
**Extension 5682**

**INSPECTIONS:**

Life Safety Code and OSHA Regulation inspections were conducted on the below sites:

- W.W. Hastings Hospital – DNV
- CCO Main Office
- Vinita Health Center - DNV
- Nowata Health Center – DNV
- Ochelata Health Center – DNV
- GaDuGi Health Center – DNV
- HACN Playground Inspections – Hulbert, Stilwell, & Pryor
- Flint Courthouse
- Bull Hollow Shop – 2 Buildings
- Bull Hollow Community Building
- Bull Hollow Community Center
- Bull Hollow Corrals and Pens
- Wilma P. Mankiller Clinic

**Technical Assistance:**

- DNV – Arrived on site April 10<sup>th</sup> – Available for any assistance needed
- April - Distracted Driving Month – Info sent to All Employees
- CN Safety Fair – Provided Informational Safety Booth at Fair
- CN Environmental Festival – Provided Informational Safety Booth
- Contractor Safety Manual – Binder completed for approval.
- Summer Youth Orientation Scheduling - 8 sessions scheduled.
- Provide IT with all Clinic Evacuation Plans
- Provide Certificate of Insurance for Environmental Festival
- Claims Meeting – Property Casualty
- GHR – Safety Review
- Ball Room Occupancy Question - Tribal Facilities
- SHS Emergency Meeting Map Location
- Storm Shelter Assistance w/Veterans Center
- Tribal Facilities – sidewalk hazards
- Evac. Plan Update for all Cherokee County property location – to be provided to Tahlequah Fire Department – Complete
- Property Schedule Review for Renewal
- Provide Fire Extinguisher Training for HazWoper Class – May 9<sup>th</sup>
- HERO Project – Safety Booth – May 11<sup>th</sup>

## **Trainings:**

- Safety Training – Tribal Facilities – 26 attendees
- Fire Extinguisher Training – Three Rivers – 29 attendees
- Emergency Evacuation Training – Cascade – 8 attendees
- SHS Safety Training – 4 attendees
- Fire Extinguisher Training – SHS Staff – 15 attendees
- All Employee Fire Extinguisher Training – 80 attendees
- Safety Fair Booth – 400 attendees
- Env. Festival Booth – 200 attendees
  - **Total for April – 762 attendees**