

Group: Marshal Service Month/Year of Report: November 2014
 Group Leader: Shannon Buhl Phone: 207-3800 Email: shannon-buhl@cherokee.org

I. Budget Highlights – please refer to Monthly Financial Report

II. Program Highlights for October:

<u>District 1</u> 412 North	<u>District 2</u> 412 South
Information Report (1)	Information Report (13)
Warrants (7)	Warrants (17)
Other Agency Assists (45)	Other agency assists (113)
Warnings (32)	Warnings (69)
Citations (9)	Citations (28)
Alcohol/Drug Arrests (2)	Alcohol/Drug Arrests (7)
A&B/DV (1)	A&B/DV (2)
Burglary /Theft/Larceny (2)	Burglary/Theft/Larceny (4)
MVC (1)	MVC (1)

III. Special Operations

Dive (0)
 SWAT (0)
 Task Force (3)

IV. Accomplishments

Austin Glory-FLETC IPA
 Joe Rainwater, Jess Anderson-Glock Armorer

V. Security

Security Violations (19)
 Vehicle Assists (27)
 Incident Reports (0)

VI. Federal Facilities

Claremore (8) 6 patrol, 1 theft, 1 citation
 Hastings (3) 1 patrol, 1 warrant, 1 assault

VII. Community

Franky Dreadfulwater
 School: Cave Springs, Marble City, Bell, Maryetta REAL Program
 Community: Rocky Mt. Fall Fest, Marble City Football game, Cave Springs Bullying Awareness, Muskogee Clinic Information Booth, Sequoyah football game.

Shawna Roach: Tsa La Gi Headstart Safety Program
 Rocky Mt. Car Seat Safety
 Sequoyah Elementary Car Seat Safety
 Stilwell DHS Active Shooter Training
 Wagoner County DHS Car Seat Safety

VIII. NAHASDA PATROLS:

District 1
District 2
Total 1772

Cherokee Nation Election Commission (CNEC)

918.458.5899 (office) 918458.6101 (fax)

Election-Commission@Cherokee.org

Rules Report

October 2014

I. Budget Highlights

a.) None

II. Program Highlights

a.) N/A

III. Accomplishments

- a.) Election Commission Office staff completed revisions of Election forms, documents, and agreements for approval
- b.) CNEC has generated voter registration outreach to Cherokee Elder Care and n-jurisdiction high schools that were a great success
- c.) Office staff has stayed current and on target with all registration processing and Election preparation goals thus far
- d.) CNEC has stayed current with Tribal Registration Deceased Citizen listings

IV. Future Plans and Initiatives

- a.) CNEC plans on attending scheduled District and Service meetings for voter registration for the month of November and December
- b.) There are events that will be for voter registration outreach generated by the CNEC for November
- c.) The office staff is current on the process of registrations including the deceased and relinquished

I. Budget Highlights – please refer to Monthly Financial Report

Description of Budget exceptions: No budget exceptions to report. Two of three Self Governance Analyst positions are vacant.

II. Program Highlights

1. NEGOTIATIONS:

• **DOI, OST Negotiations:**

Self-Governance staff is currently engaged in renegotiation discussions with the DOI Office of Special Trustee to renegotiate our Real Estate Appraisal Services and Beneficiary Processes Program Memorandums of Understanding. Self-Governance is coordinating with program staff throughout the renegotiations. Cherokee Nation and OST staff held a conference call on September 19th to discuss proposed amendments and updates to the Nation's OST MOUs, which were signed in 2008. The Nation and OST made significant process on the September 19th call and are hopeful that they will be able to conclude negotiations in the near future.

2. Appropriations:

- The President signed H.J. Res 124 into law last week putting Interior under a Continuing Resolution P.L. 113-164 through December 11, 2014.
- With regard to sequestration in FY 2015:
 - 1) No legislation was enacted to change the automatic sequestration reductions for mandatory funding. The FY 2015 mandatory sequester estimate remains 7.3% as identified in Interior's initial apportionment request.
 - 2) We will not know if there is a sequester on discretionary funding until January 2015. At the BOAC meeting, OMB indicated the CBO scoring of the CR shows that DOD is under their cap which triggers sequestration and non-DOD programs are over their discretionary cap. What this means is that if OMB scores the CR as CBO did, non-DOD agencies would face a sequester of discretionary funds once Congress adjourns in January.

3. Indian Health Service Budget Summit:

Cherokee Nation Self-Governance staff participated in the Indian Health Service Budget Summit on October 13th and 14th. The purpose of the Summit was to examine the current federal budget for Indian Health Service and explore future recommendations for IHS budget formulation. Representatives of IHS, HHS, OMB, and the White House engaged in dialogue with tribal staff, tribal leaders, and health policy experts from multiple universities.

4. Contract Disputes Act Litigation:

On June 13th, Cherokee Nation and the United States Department of Justice (DOJ) reached an agreement in principle for settlement of the Nation's Contract Disputes Act lawsuit for underpayment of CSC. On July 10th, the settlement received final approval by the DOJ. A final settlement agreement was entered into by representatives of the Nation and federal government on July 15th, 2015. On July 24th, Indian Health Service sent paperwork to the United States Department of Treasury authorizing payment of the Nation's settlement. The Nation received full settlement payment in September.

5. BIA/IHS Contract Support Costs Workgroups:

In January, Congress passed, and President Obama signed into law, Appropriations for the remainder of FY2014. The FY 2014 Consolidated Appropriations Act bill contains an important new approach to funding contract support costs (CSC). This bill is different because it does not cap CSC spending in the aggregate or on a tribe-by-tribe basis. Congress gave the Bureau of Indian Affairs and Indian Health Service “lump sum” appropriations with limited instructions in an attached explanatory statement.

“The Committees therefore direct the Department of the Interior and the Department of Health and Human Services to consult with the Tribes and work with the House and Senate committees of jurisdiction, the Office of Management and Budget, and the Committees on Appropriations to formulate long-term accounting, budget, and legislative strategies to address the situation. In the Committees’ view, each Department’s solution should consider a standardized approach that streamlines the contract negotiation process, provides consistent and clear cost categories, and ensures efficient and timely cost documentation for the Departments and the Tribes.”

In mid-February, BIA and IHS submitted their FY 2014 operating plans to Congress. The two agencies had until May 17th to consult with Tribes and submit a long term CSC “work plan” to Congress.

Vickie Hanvey is currently serving as the representative for the BIA Eastern Oklahoma Region on the Bureau’s CSC Workgroup. Vickie is also serving as a technical advisor to the members of the Indian Health Service CSC Workgroup. Both groups are composed of tribal and federal officials that are tasked with developing recommendation on how the BIA and IHS can update and improve their national CSC policies. On August 27, 2014, the IHS TSGAC submitted recommendations to Acting Director Roubideaux. During the week of September 8th, the BIA Workgroup met at the Department of Interior in Washington, DC. Tribal and federal representatives to the workgroup met for three days to finalize their recommendations to Assistant Secretary for Indian Affairs Kevin Washburn.

Recently, BIA, IHS, and the Office of Management and Budget (OMB) have met to review the recommendations from various workgroups and begin to develop a response to Congress. In the coming months, the agencies have committed to review their current policies in order to determine what updates may need to be made in response to Congress’ charge to fully fund CSC. BIA and IHS have been directed to make their policies as analogous as possible in order to streamline CSC policies and make them fair and consistent. BIA and IHS operate under different statutory schemes, so differences in policy are necessary in some instances, but Tribes and the federal government believe that major improvements in efficiency and administrative burden can be achieved via policy and practice updates.

6. Environmental Protection Agency Self-Governance Workgroup:

On October 7, the Environmental Protection Agency Self-Governance Workgroup held a brief side meeting during the Self-Governance Advisory Committee meeting. The group will meet again, via teleconference, on October 24th. The purpose of the Workgroup is to explore options for expanding Self-Governance within the federal Environmental Protection Agency. Vickie Hanvey and Tom Elkins are both participants in the EPA Self-Governance Workgroup. Both Tribal and Federal representatives will participate on the workgroup with the goal of increasing Tribal environmental regulatory authority and reducing administrative and reporting burden when spending federal EPA dollars.

Other SG Participation:

- TIBC EORO Alternate Representative
- National DOI Tribal Data Management pilot project
- National EPA Self-Governance Workgroup
- National Title VI workgroup to further SG within HHS
- National HHS ACF Tribal Advisory Council
- National Title IV workgroup with DOI SGAC
- National DOI CSC workgroup
- National DOI Funding Formula Matrix workgroup for SGAC
- National DOI Self-Governance 2.0 Workgroup
- Oklahoma SG Coalition representation of SG issues specific to Oklahoma



ᑭᑭᑭᑭ ᑤᑭᑭ ᑭᑭᑭᑭᑭᑭ ᑤᑭᑭᑭᑭ
Cherokee Nation Gaming Commission

Director's Report

6 November 2014

2014 COMPACT FEE PAYMENTS

	State	Fair Meadows	OHRC	Sub-Total	YTD
Jan	\$ 805,377.12	\$ 56,521.19	\$ 184,329.98	\$ 1,046,228.29	\$ 1,046,228.29
Feb	\$ 1,154,881.13	\$ 56,337.84	\$ 196,788.19	\$ 1,408,007.16	\$ 2,454,235.45
Mar	\$ 1,130,932.71	\$ 56,421.18	\$ 224,361.83	\$ 1,411,715.72	\$ 3,865,951.17
Apr	\$ 1,137,427.27	\$ 57,404.59	\$ 199,417.18	\$ 1,394,249.04	\$ 5,260,200.21
May	\$ 1,233,070.41	\$ 57,954.64	\$ 217,736.78	\$ 1,508,761.83	\$ 6,768,962.04
June*	\$ 1,138,416.36	\$ 57,904.63	\$ 193,929.63	\$ 1,390,250.62	\$ 8,159,212.66
July	\$ 1,160,928.31	\$ 58,071.31	\$ 203,380.96	\$ 1,422,380.58	\$ 9,581,593.24
Aug	\$ 1,207,815.62	\$ 58,087.98	\$ 211,865.93	\$ 1,477,769.53	\$ 11,059,362.77
Sept	\$ 990,482.85	\$ 58,954.72	\$ 200,064.84	\$ 1,249,502.41	\$ 12,308,865.18
Oct	\$ -	\$ -	\$ -	\$ -	\$ 12,308,865.18
Nov	\$ -	\$ -	\$ -	\$ -	\$ 12,308,865.18
Dec	\$ -	\$ -	\$ -	\$ -	\$ 12,308,865.18
YTD Adj.	\$ -	\$ -	\$ -	\$ -	\$ 12,308,865.18
	\$ 9,959,331.78	\$ 517,658.08	\$ 1,831,875.32	\$ 12,308,865.18	

* Includes the annual \$35,000 oversight payment

NIGC Fee Payments	
March	\$ 75,522.12
June	\$ 73,424.27
September	\$ 73,424.27
December	\$ -
TOTAL	\$ 222,370.66

Total Compact & NIGC Fee Payments	\$ 12,531,235.84
--	-------------------------

COMPACT FEE PAYMENT SUMMARY

	State	Fair Meadows	OHRC	Sub-Total	LTD
2005	\$ 2,948,594.00	\$ 500,040.00	\$ 1,478,858.36	\$ 4,927,492.36	\$ 4,927,492.36
2006	\$ 7,629,889.06	\$ 1,788,222.63	\$ 7,238,117.75	\$ 16,656,229.44	\$ 21,583,721.80
2007	\$ 11,472,065.73	\$ 962,047.93	\$ 4,573,604.66	\$ 17,007,718.32	\$ 38,591,440.12
2008	\$ 11,656,274.15	\$ 765,407.17	\$ 3,457,394.08	\$ 15,879,075.40	\$ 54,470,515.52
2009	\$ 12,258,076.70	\$ 749,466.52	\$ 2,393,709.96	\$ 15,401,253.18	\$ 69,871,768.70
2010	\$ 12,530,548.89	\$ 654,902.38	\$ 2,245,073.51	\$ 15,430,524.78	\$ 85,302,293.48
2011	\$ 12,842,971.99	\$ 624,666.63	\$ 2,263,371.18	\$ 15,731,009.80	\$ 101,033,303.28
2012	\$ 13,191,133.21	\$ 635,500.83	\$ 2,429,283.07	\$ 16,255,917.11	\$ 117,289,220.39
2013	\$ 13,775,089.66	\$ 671,503.73	\$ 2,454,446.83	\$ 16,901,040.22	\$ 134,190,260.61
2014	\$ 9,959,331.78	\$ 517,658.08	\$ 1,831,875.32	\$ 12,308,865.18	\$ 146,499,125.79
	\$ 108,263,975.17	\$ 7,869,415.90	\$ 30,365,734.72	\$ 146,499,125.79	

LICENSING SUMMARY

Location	Key Employee	PMO	Operational	Total
Roland	147	88	51	286
Ramona	84	41	33	158
Catoosa	967	354	587	1,908
Catoosa - SS	4	2	-	6
WSS	392	169	228	789
Tahlequah	134	65	50	249
Sallisaw	71	39	26	136
Ft. Gibson	91	33	30	154
WRD	71	31	27	129
Corporate	98	125	2	225
CNGC	-	55	-	55
Toby Keith	-	-	79	79
CN Day Worker	-	-	57	57
TOTALS	2,059	1,002	1,170	4,231

VENDOR LICENSES

Entity	Class A	Class B	Class C	Exempt	Total
Companies	95	94	1	41	231
Individuals	739	328	3	-	1,070

GAMING MACHINES

Vendor	Catoosa	Cat SS	Ft. Gibson	Roland	Sallisaw	WSS	Ramona	Tahl.	WRD	Totals
CLASS II										
AGS	-	-	-	-	-	-	-	20	-	20
Eclipse	12	-	-	-	-	-	-	21	-	33
GTAG/WMS	35	-	-	25	-	70	-	16	-	146
VGT	901	52	224	262	100	545	230	140	-	2,454
Sub-Total	948	52	224	287	100	615	230	197	-	2,653
COMPACT										
AGS	24	-	4	-	-	-	6			34
Ainsworth	8	-	6	6	-	12	8	8	-	48
Aristocrat	80	10	8	11	6	62	4	4	-	185
Aruze	20	-	12	4	-	10	14	-	-	60
Bally	333	6	60	83	31	186	67	33	40	839
IGT	534	5	77	140	72	354	48	102	80	1,412
Konami	86	-	24	22	12	82	36	23	-	285
Multimedia	78	-	18	26	4	57	30	16	-	229
Nova	12	-	6	-	-	6	8	8	-	40
Speilo	15	-	5	-	-	12	8	8	-	48
VGT	-	-	-	-	-	-	-	-	102	102
WMS	209	9	50	40	40	118	28	15	28	537
Sub-Total	1,399	30	270	332	165	899	257	217	250	3,819
Grand Total	2,347	82	494	619	265	1,514	487	414	250	6,472
Class II	948	52	224	287	100	615	230	197	-	2,653
% of floor	40.39%	63.41%	45.34%	46.37%	37.74%	40.62%	47.23%	47.58%	0.00%	40.99%
Compact	1,399	30	270	332	165	899	257	217	250	3,788
% of floor	59.61%	36.59%	54.66%	53.63%	62.26%	59.38%	52.77%	52.42%	100.00%	59.01%
TOTAL	2,347	82	494	619	265	1,514	487	414	250	6,472

CARD / TABLE GAMES

Table Games				
Game	Catoosa	Roland	WSS	Total
Poker	12	7	8	27
3-Card Poker	-	-	-	-
Prog. 3-Card Poker	2	1	1	4
Ult. Texas Hold'em	1	-	-	1
Progressive UTH	4	1	2	7
Blackjack	17	6	10	33
21 +3	4	2	3	9
Roulette	3	-	2	5
House Money	-	-	2	2
Craps	1	-	-	1
Total	44	17	28	89

HUMAN RESOURCES

October 2014

NASON MORTON, INTERIM EXECUTIVE DIRECTOR
Extension 5682

Human Resources is currently working on the revision of Cherokee Nation Human Resources Policies and Procedures (CNHRPP), Chapter III, portions of Chapter II and portions of Chapter V. Benefits. As of October 31, 2014, the total numbers of Employee is 3,427. Of those employees, 2,826 are Cherokee and 258 are members of another Federally recognized tribe.

EMPLOYMENT/COMPENSATION

Processed	Monthly	YTD
Number of Employees Hired	42	415
% of Cherokees Hired	71	82
% of Indians Hired	14	8
# of Applications Received	479	4760
# of Interview Panels Sent	56	933

BENEFITS

Processed	Monthly	YTD
Educational Reimbursement Requests	0	26
401(k) Distributions	41	449
401(k) Loans	21	242
401(k) Hardship	3	38
FMLA	42	400
COBRA	39	331
Short Term Disability	17	140
Workers' Compensation	2	23

EMPLOYEE DEVELOPMENT

Orientations/Trainings Presented	Monthly	YTD
Trainings Presented	28	271



CHEROKEE NATION TRIBAL COUNCIL RULES COMMITTEE REPORT

Group: Tax Commission

Month/Year of Report: November, 2014

Group Leader: Sharon Swepston

Phone:

E-mail: Sharon-sweepston@cherokee.org

I. Budget Highlights

- a.) Please refer to the monthly financial report from Finance.

II. Program Highlights

a.) Motor Vehicle

1. Year to Date Motor Vehicle revenue for FY14 compared to FY13 as of September 30th 2014 & September 30th 2013, had an overall increase of 23.69%.
2. The month to month revenue comparison for September 2013 (FY13) compared to September 2014 (FY14) shows an increase of 46.43%.
3. The detail for all areas of revenue for motor vehicle is shown on the attached graphs.
4. In November there were 765 new tags issued December 588, January 743, February 763, March 933, April 931, May 953, June 1,096, July 1,408, August 1,376 and September 1,263 in the Extended Jurisdictional Boundary area.

b.) Revenue and Taxation Division

1. Year to Date Revenue and Taxation (Tobacco) for FY14 compared to FY13 as of September 30th 2014 & September 30th 2013, had an overall decrease of 7.75%.
5. A month to month revenue comparison September 2013 (FY13) compared to September 2014 (FY14) shows a decrease of 6.65%.
3. The detail for all areas of tax is shown on the attached graphs.

c.) Future Plans/New Initiatives

1. The next Tax Commission meeting is scheduled for December 10, 2014 at 4:30 pm in the CNTC Conference room.
2. The Veterans Sales Tax Exemption Cards have been mailed out to all qualified applicants. As of November 3, 2014 we have mailed out 122 Veteran Sales Tax Exemption Cards. CNE has implemented their upgraded system to process the new sales tax exemptions for Cherokee veterans.
3. We have received our report for September purchases and payment from the State of Oklahoma and rebates are scheduled to be distributed to the retailers by or before November 15, 2014.

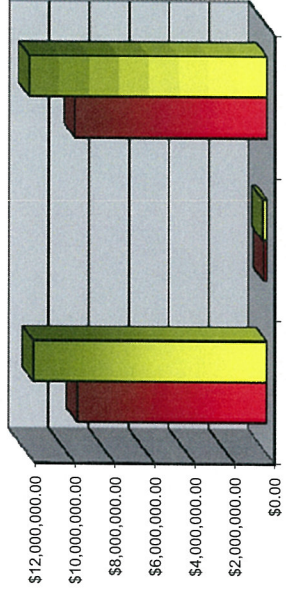


CHEROKEE NATION TAX COMMISSION

SEPTEMBER, 2014

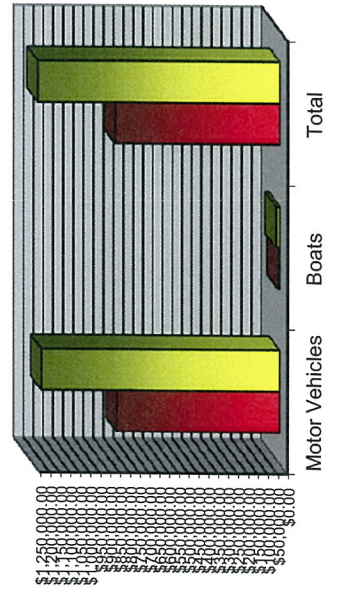
	Motor Vehicles	Boats	Total
FY13	\$9,472,820.41	\$164,666.50	\$9,637,486.91
FY14	\$11,685,146.11	\$235,467.67	\$11,920,613.78
% of Change	23.35%	43.00%	23.69%

MV Gross Revenue Comparison - Year to Date



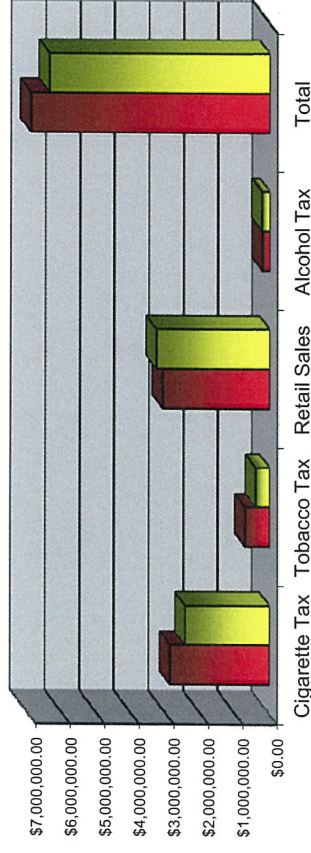
	Motor Vehicles	Boats	Total
FY13	\$825,588.61	\$8,745.28	\$834,333.89
FY14	\$1,203,263.37	\$18,478.62	\$1,221,741.99
% of Change	45.75%	111.30%	46.43%

MV Gross Revenue Comparison - Month to Month



	Cigarette Tax	Tobacco Tax	Retail Sales	Alcohol Tax	Total
FY13	\$2,890,647.05	\$720,231.84	\$3,111,175.64	\$221,584.94	\$6,943,639.47
FY14	\$2,459,967.01	\$415,758.50	\$3,297,595.02	\$232,180.95	\$6,405,501.48
% of Change	-14.90%	-42.27%	5.99%	4.78%	-7.75%

R & T Gross Revenue Comparison Year to Date



	Cigarette Tax	Tobacco Tax	Retail Sales	Alcohol Tax	Total
FY13	\$226,119.97	\$56,541.26	\$250,147.93	\$16,929.41	\$549,738.57
FY14	\$197,768.15	\$28,263.89	\$269,502.90	\$17,659.79	\$513,194.73
% of Change	-12.54%	-50.01%	7.74%	4.31%	-6.65%

R & T Gross Revenue Comparison Month to Month

