

Group: Marshal Service Month/Year of Report: August 2015
 Group Leader: Shannon Buhl Phone: 207-3800 Email: shannon-buhl@cherokee.org

I. Budget Highlights – please refer to Monthly Financial Report

II. Program Highlights for July:

<u>District 1 412 North</u> Information Report (2) Warrants (9) Other Agency Assists (47) Warnings (29) Citations (23) Alcohol/Drug Arrests (5) A&B/DV (3) Burglary/Theft/Larceny (1) Stolen License Plate (1) Hit and Run (1) Violation of PO (1)	<u>District 2 412 South</u> Information Report (9) Warrants (9) Other agency assists (114) Warnings (33) Citations (37) Alcohol/Drug Arrests (8) A&B/DV (5) DUS (1) Burglary/Theft/Larceny (1) Child Endangerment (1) Threats (1)
---	---

III. Special Operations

Dive (0)
 SWAT (1)
 Task Force (30)

IV. Accomplishments

Shannon Buhl, Danny Tanner-Aquatic Death and Homicidal Drowning Investigation
 John Timothy, Mike Roach, Austin Glory, Dustin Davis, Jenni Lingor-RDS&RR
 Shawna Roach, Suzanne Drywater, Joe Rainwater-CCRT Introductory Team Training
 Danny Tanner, Shannon Buhl-Seabotix Training
 Jenni Lingor, Shawna Roach, Mike Roach, Kevin Jackson, Buddy Clinton-RAD Cert

V. Security

Security Violations (10)
 Vehicle Assists (15)
 Incident Reports (0)

VI. Federal Facilities

Claremore (3) EDO
 Hastings (0)
 Three Rivers (0)

VII. Community

Franky Dreadfulwater
 Kenwood Luncheon
 Greasy School Prevention Program Calendar
 John Ketcher Youth Shelter
 Bell School Bicycle Safety

John Timothy
Sequoyah School Staff Safety and Drug Identifiers

VIII. NAHASDA PATROLS:

District 1	0434
District 2	<u>1019</u>
Total	1453



CHEROKEE NATION TRIBAL COUNCIL RULES COMMITTEE REPORT

Group: Tax Commission **Month/Year of Report:** August, 2015

Group Leader: Sharon Swepston **Phone:** **E-mail:** Sharon-swepston@cherokee.org

I. Budget Highlights

- a.) Please refer to the monthly financial report from Finance.

II. Program Highlights

a.) Motor Vehicle

1. Year to Date Motor Vehicle revenue for FY15 compared to FY14 as of June 30th 2015 & June 30th 2014, had an overall increase of 25.09%.
2. The month to month revenue comparison for June 2014 (FY14) compared to June 2015 (FY15) shows an increase of 23.30%.
3. The detail for all areas of revenue for motor vehicle is shown on the attached graphs.
4. For FY15 new tags issues in the Extended Jurisdictional Boundary for October 1,326 November 1,055, December 1,505, January 1,367, February 1,523, March 1,770, April 1,695, May 1,637, June 1,802.

b.) Revenue and Taxation Division

1. Year to Date Revenue and Taxation (Tobacco) for FY15 compared to FY14 as of June 30th 2015 & June 30th 2014, had an overall decrease of 20.72%.
2. A month to month revenue comparison June 2014 (FY14) compared to June 2015 (FY15) shows a decrease of 9.70%.
3. The detail for all areas of tax is shown on the attached graphs.

c.) Future Plans/New Initiatives

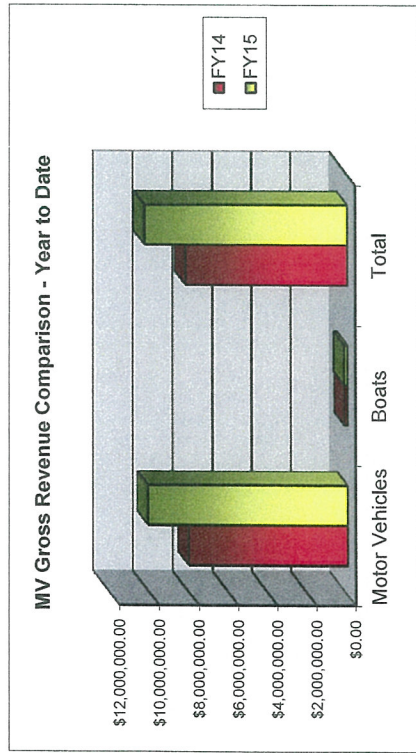
1. The next Tax Commission meeting is scheduled for September 9, 2015 at 4:30 pm in the CNTC Conference room.
2. The Veterans Sales Tax Exemption Cards have been mailed out to all qualified applicants. As of August 3, 2015 we have mailed out 141 Veteran Sales Tax Exemption Cards. CNE has implemented their upgraded system to process the new sales tax exemptions for Cherokee veterans.
3. We have received our report for June 2015 purchases and payment from the State of Oklahoma and rebates are scheduled to be distributed to the retailers by or before August 15, 2015.



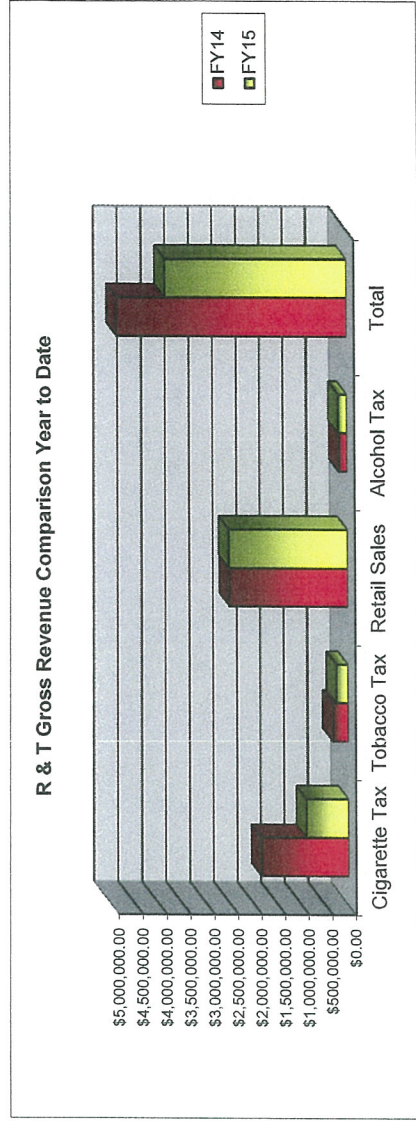
CHEROKEE NATION TAX COMMISSION

JUNE, 2015

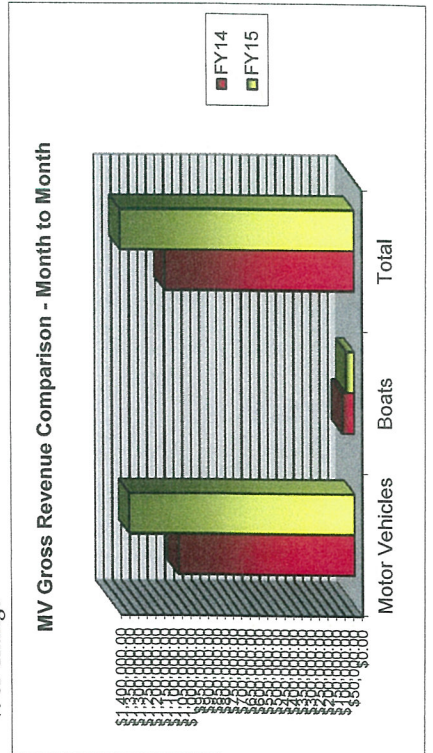
	Motor Vehicles	Boats	Total
FY14	\$8,114,832.34	\$149,321.48	\$8,264,153.82
FY15	\$10,163,486.06	\$174,395.16	\$10,337,881.22
% of Change	25.25%	16.79%	25.09%



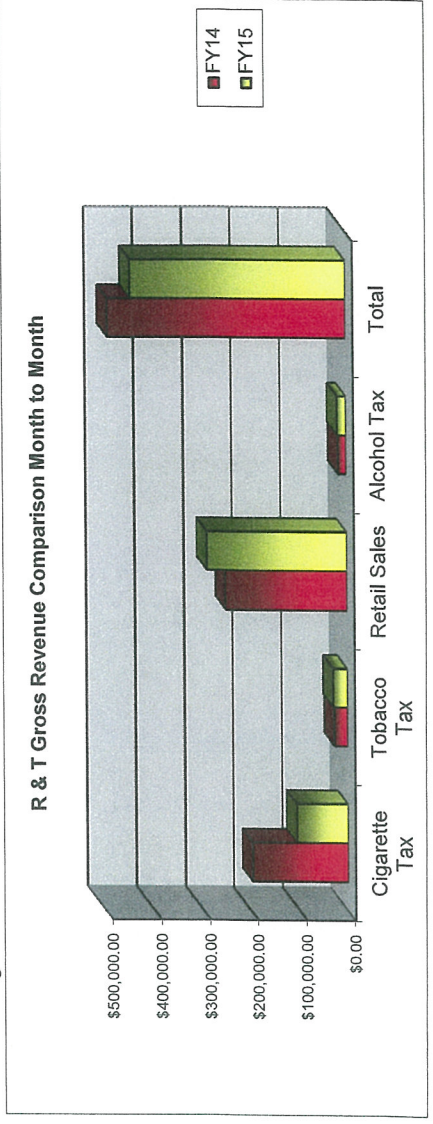
	Cigarette Tax	Tobacco Tax	Retail Sales	Alcohol Tax	Total
FY14	\$1,858,785.11	\$328,307.69	\$2,518,075.43	\$177,042.53	\$4,882,210.76
FY15	\$898,847.84	\$249,889.22	\$2,534,039.06	\$187,672.27	\$3,870,448.39
% of Change	-51.64%	-23.89%	0.63%	6.00%	-20.72%




	Motor Vehicles	Boats	Total
FY14	\$1,027,992.74	\$71,306.60	\$1,099,299.34
FY15	\$1,307,438.34	\$48,031.94	\$1,355,470.28
% of Change	27.18%	-32.64%	23.30%



	Cigarette Tax	Tobacco Tax	Retail Sales	Alcohol Tax	Total
FY14	\$196,063.35	\$27,174.45	\$249,945.69	\$16,420.91	\$489,604.40
FY15	\$105,759.20	\$29,423.44	\$288,558.08	\$18,351.90	\$442,092.62
% of Change	-46.06%	8.28%	15.45%	11.76%	-9.70%





ოსტატის ოფისის ანგარიშგამართვის კომისია
 Cherokee Nation Gaming Commission
 Director's Report
 21 august 2015

2015 COMPACT FEE PAYMENTS

	State	Fair Meadows	OHRC	Sub-Total	YTD
Jan	\$ 927,973.36	\$ 58,921.38	\$ 226,636.61	\$ 1,213,531.35	\$ 1,213,531.35
Feb	\$ 1,225,538.09	\$ 58,804.70	\$ 218,864.67	\$ 1,503,207.46	\$ 2,716,738.81
Mar	\$ 1,381,542.76	\$ 59,171.40	\$ 243,785.16	\$ 1,684,499.32	\$ 4,401,238.13
Apr	\$ 1,229,311.53	\$ 59,171.40	\$ 209,669.11	\$ 1,498,152.04	\$ 5,899,390.17
May	\$ 1,241,962.46	\$ 58,854.71	\$ 240,854.83	\$ 1,541,672.00	\$ 7,441,062.17
June*	\$ 1,263,201.35	\$ 59,038.06	\$ 217,053.42	\$ 1,539,292.83	\$ 8,980,355.00
July	\$ -	\$ -	\$ -	\$ -	\$ 8,980,355.00
Aug	\$ -	\$ -	\$ -	\$ -	\$ 8,980,355.00
Sept	\$ -	\$ -	\$ -	\$ -	\$ 8,980,355.00
Oct	\$ -	\$ -	\$ -	\$ -	\$ 8,980,355.00
Nov	\$ -	\$ -	\$ -	\$ -	\$ 8,980,355.00
Dec	\$ -	\$ -	\$ -	\$ -	\$ 8,980,355.00
YTD Adj.	\$ -	\$ -	\$ -	\$ -	\$ 8,980,355.00
	\$ 7,269,529.55	\$ 353,961.65	\$ 1,356,863.80	\$ 8,980,355.00	

* Includes the \$35,000 Annual Oversight Assessment to the State

NIGC Fee Payments	
March	\$ 75,766.02
June	\$ 64,942.30
September	\$ -
December	\$ -
TOTAL	\$ 140,708.32

Total Compact & NIGC Fee Payments	\$ 9,121,063.32
--	------------------------

COMPACT FEE PAYMENT SUMMARY

	State	Fair Meadows	OHRC	Sub-Total	LTD
2005	\$ 2,948,594.00	\$ 500,040.00	\$ 1,478,858.36	\$ 4,927,492.36	\$ 4,927,492.36
2006	\$ 7,629,889.06	\$ 1,788,222.63	\$ 7,238,117.75	\$ 16,656,229.44	\$ 21,583,721.80
2007	\$ 11,472,065.73	\$ 962,047.93	\$ 4,573,604.66	\$ 17,007,718.32	\$ 38,591,440.12
2008	\$ 11,656,274.15	\$ 765,407.17	\$ 3,457,394.08	\$ 15,879,075.40	\$ 54,470,515.52
2009	\$ 12,258,076.70	\$ 749,466.52	\$ 2,393,709.96	\$ 15,401,253.18	\$ 69,871,768.70
2010	\$ 12,530,548.89	\$ 654,902.38	\$ 2,245,073.51	\$ 15,430,524.78	\$ 85,302,293.48
2011	\$ 12,842,971.99	\$ 624,666.63	\$ 2,263,371.18	\$ 15,731,009.80	\$ 101,033,303.28
2012	\$ 13,191,133.21	\$ 635,500.83	\$ 2,429,283.07	\$ 16,255,917.11	\$ 117,289,220.39
2013	\$ 13,775,089.66	\$ 671,503.73	\$ 2,454,446.83	\$ 16,901,040.22	\$ 134,190,260.61
2014	\$ 13,491,207.55	\$ 694,488.92	\$ 2,468,666.10	\$ 16,654,362.57	\$ 150,844,623.18
2015	\$ 7,269,529.55	\$ 353,961.65	\$ 1,356,863.80	\$ 8,980,355.00	\$ 159,824,978.18
	\$ 111,795,850.94	\$ 8,046,246.74	\$ 31,002,525.50	\$ 159,824,978.18	

LICENSING SUMMARY

Location	Key Employee	PMO	Operational	Total
Roland	264	119	218	601
Ramona	92	46	37	175
Catoosa	968	379	514	1,861
Catoosa - SS	4	1	-	5
WSS	388	173	222	783
Tahlequah	123	70	59	252
Sallisaw	67	36	30	133
Ft. Gibson	92	35	35	162
WRD	73	31	27	131
Corporate	90	119	2	211
SCC	72	29	25	126
CNGC	-	53	-	53
Toby Keith	-	-	101	101
CN Day Worker	-	-	47	47
TOTALS	2,233	1,091	1,317	4,641

VENDOR LICENSES

Entity	Class A	Class B	Class C	Exempt	Total
Companies	113	116	3	40	272
Individuals	795	401	13	-	1,209

GAMING MACHINES

Vendor	Catoosa	Cat SS	Ft. Gibson	Roland	Sallisaw	WSS	Ramona	Tahl.	SCV	WRD	Totals
CLASS II											
AGS	-	-	-	-	-	-	-	22	-	-	22
Bally	-	-	-	22	-	-	-	-	8	-	30
Bluberi	-	-	-	16	-	-	-	-	-	-	-
Cadillac Jack	-	-	-	8	-	-	-	-	-	-	-
Eclipse	14	-	-	12	-	-	-	21	-	-	47
GTAG/WMS	35	-	-	6	-	70	-	16	-	-	127
Multimedia	-	-	-	8	-	-	-	-	-	-	-
VGT	898	52	224	304	100	572	229	140	108	-	2,627
Sub-Total	947	52	224	376	100	642	229	199	116	-	2,885
COMPACT											
AGS	37	-	4	22	4	-	10	1	18	-	96
Ainsworth	19	-	6	22	-	27	8	8	-	6	96
Aristocrat	90	10	12	32	6	68	4	4	16	8	250
Aruze	32	-	12	18	-	33	14	-	6	-	115
Bally	297	6	60	76	26	183	67	33	27	43	818
IGT	511	5	77	116	58	319	38	94	28	50	1,296
Konami	77	-	24	42	12	92	38	23	22	17	347
Multimedia	73	-	18	40	14	51	30	16	14	10	266
Nova	12	-	6	16	6	6	8	8	8	-	70
Speilo	19	-	5	16	8	12	8	8	6	-	82
VGT	-	-	-	-	-	-	-	-	-	102	102
WMS	218	9	46	75	31	113	34	15	39	14	594
Sub-Total	1,385	30	270	475	165	904	259	210	184	250	4,132
Grand Total	2,332	82	494	851	265	1,546	488	409	300	250	7,017
Class II	947	52	224	376	100	642	229	199	116	-	2,885
% of floor	40.61%	63.41%	45.34%	44.18%	37.74%	41.53%	46.93%	48.66%	38.67%	0.00%	41.11%
Compact	1,385	30	270	475	165	904	259	210	184	250	4,132
% of floor	59.39%	36.59%	54.66%	55.82%	62.26%	58.47%	53.07%	51.34%	61.33%	100.00%	58.89%
TOTAL	2,332	82	494	851	265	1,546	488	409	300	250	7,017

CARD / TABLE GAMES

Card & Table Games				
Game	Catoosa	Roland	WSS	Total
Poker	13	6	8	27
3-Card Poker	2	-	1	3
Prog. 3-Card Poker	-	1	-	1
Ult. Texas Hold'em	1	1	-	2
Ult. Heads Up Hold'em	-	1	-	1
Progressive UTH	4	-	2	6
Blackjack	15	2	5	22
FreeBet Blackjack	4	1	-	5
21 + 3	3	1	3	7
Bonus Roulette	3	1	2	6
Casino War	1	-	-	1
House Money	-	-	1	1
Bonus Craps	1	-	-	1
TOTAL	47	14	22	83