

Group: Marshal Service Month/Year of Report: May 2017
 Executive Director: Shannon Buhl Phone: 918-207-3800
 Email: shannon-buhl@cherokee.org

1. Budget Highlights-Please Refer to Monthly Financial Report

2. Program Highlights for April:

<u>District 1 412 North</u>	<u>District 2 412 South</u>
Information Report (5)	Information Report (11)
Warrants (3)	Warrants (19)
Other Agency Assists (27)	Other Agency Assists (135)
Warnings (14)	Warnings (49)
Citations (10)	Citations (12)
Alcohol/Drug Arrests (5)	Alcohol/Drug Arrests (10)
A&B/DV (0)	A&B/DV (0)
A&B on Police Officer (1)	Burglary/Theft/Larceny (4)
Burglary/Theft/Larceny (2)	Possession Child Pornography (1) Trespass (1)
MVC (2)	DUS (2) Embezzlement (1)
	Harassment (1) Mutual Aid (1)

3. Special Operations:

- Dive (0)
- SWAT (2)
- Task Force (34)
- Casino Requests (35)

4. Accomplishments:

- Crisis Negotiation-Kevin Jackson, Tyler Trammel
- Sex Offender Investigator Training-Faron Pritchett
- Sexual Assault, Domestic Violence Systems-Shawwna Roach
- Falmouth TirSec-Cecelia Muskrat
- Search Warrant Writing-John Wofford, Brian Catcher
- FLETC-Mike Roach
- ACFE Detecting Fraud through Vendors-James Harper
- ICDGB-Suzanne Drywater
- Offroad Driver Training-Shannon Buhl
- LGBTQ Violence Training-Marshal Service

5. Security:

Security Violations (28)

Vehicle Assists (23)

Incident Reports (15)

6. Facilities:

Claremore (0)

Hastings (2) EDO

Redbird Smith (0)

Three Rivers (0)

7. Community:

Shawna Roach

TELA Head Start-Car seat training

8. Patrols:

District 1 219

District 2 614

Total 833



CHEROKEE NATION TRIBAL COUNCIL RULES COMMITTEE REPORT

Group: Tax Commission **Month/Year of Report:** May, 2017

Group Leader: Sharon Swepston **Phone:** **E-mail:** Sharon-sweepston@cherokee.org

I. Budget Highlights

- a.) Please refer to the monthly financial report from Finance.

II. Program Highlights

a.) Motor Vehicle

1. Year to Date Motor Vehicle revenue for FY17 compared to FY16 as of March 31st 2017 & March 31st 2016, had an overall increase of 6.53%.
2. The month to month revenue comparison for March 2015 (FY16) compared to March 2016 (FY17) shows an increase of 20.24%.
3. The detail for all areas of revenue for motor vehicle is shown on the attached graphs.
4. FY17 new tags issued in the Extended Jurisdictional Boundary for October 539, November 539, December 1,187, January 1,285, February 1,409, March 1,775.

b.) Revenue and Taxation Division

1. Year to Date Revenue and Taxation (Tobacco) for FY17 compared to FY16 as of March 31st 2017 & March 31st 2016, had an overall increase of 9.06%.
2. A month to month revenue comparison for March 2016 (FY16) compared to March 2017 (FY17) shows an increase of 14.46%.
3. The detail for all areas of tax is shown on the attached graphs.

c.) Future Plans/New Initiatives

1. The next Tax Commission meeting is scheduled for June 7, 2017 at 4:30 pm in the CNTC Conference room.
2. The Veterans Sales Tax Exemption Cards have been mailed out to all qualified applicants. As of April 25, 2017 we have mailed out 253 Veteran Sales Tax Exemption Cards. CNE has implemented their upgraded system to process the new sales tax exemptions for Cherokee veterans.
3. We have received our report for March 2017 purchases and payment from the State of Oklahoma and rebates are scheduled to be distributed to the retailers by or before May 15, 2017.

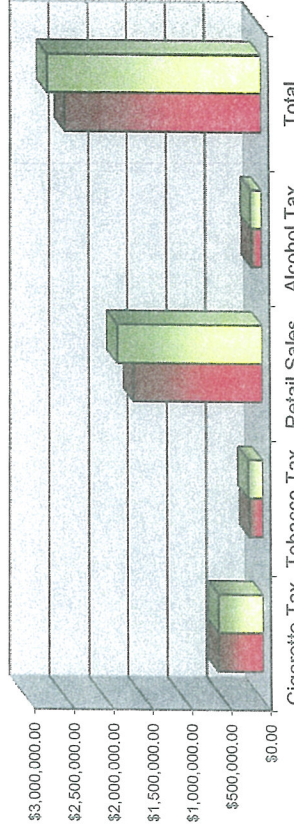


CHEROKEE NATION TAX COMMISSION

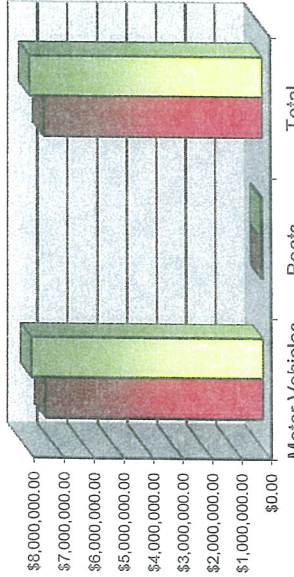
MARCH, 2017

	Cigarette Tax	Tobacco Tax	Retail Sales	Alcohol Tax	Total
FY16	\$574,681.76	\$170,018.83	\$1,646,938.08	\$129,199.82	\$2,520,838.49
FY17	\$569,975.54	\$185,677.70	\$1,856,814.54	\$136,741.80	\$2,749,209.58
% of Change	-0.82%	9.21%	12.74%	5.84%	9.06%

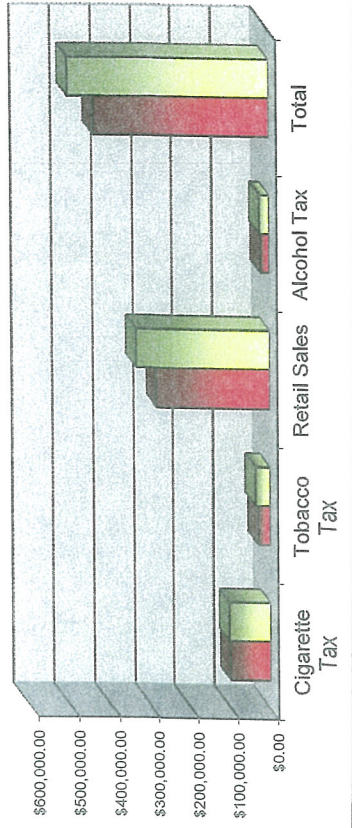
R & T Gross Revenue Comparison Year to Date



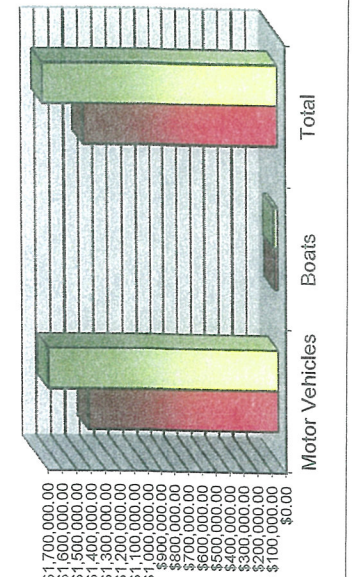
MMV Gross Revenue Comparison - Year to Date



R & T Gross Revenue Comparison Month to Month



MMV Gross Revenue Comparison - Month to Month



	Motor Vehicles	Boats	Total
FY16	\$7,341,087.60	\$57,700.86	\$7,398,788.46
FY17	\$7,810,155.50	\$72,055.93	\$7,882,211.43
% of Change	6.39%	24.88%	6.53%

	Motor Vehicles	Boats	Total
FY16	\$1,365,498.12	\$25,652.66	\$1,391,150.78
FY17	\$1,640,812.34	\$31,950.33	\$1,672,762.67
% of Change	20.16%	24.55%	20.24%



GWY.Ə DƏP ƆƏLƏƏƏƏY DƏƏƏLƏ
 CHEROKEE NATION GAMING COMMISSION
 DIRECTOR'S REPORT
 28 APRIL 2017

2017 COMPACT FEE PAYMENTS

	State	Fair Meadows	OHRC	Sub-Total	YTD
Jan	\$ 994,249.20	\$ 56,521.19	\$ 206,179.79	\$ 1,256,950.18	\$ 1,256,950.18
Feb	\$ 1,377,829.72	\$ 56,471.18	\$ 216,547.14	\$ 1,650,848.04	\$ 2,907,798.22
Mar	\$ 1,566,675.07	\$ 56,221.16	\$ 235,661.31	\$ 1,858,557.54	\$ 4,766,355.76
Apr				\$ -	\$ 4,766,355.76
May				\$ -	\$ 4,766,355.76
June				\$ -	\$ 4,766,355.76
July				\$ -	\$ 4,766,355.76
Aug				\$ -	\$ 4,766,355.76
Sept				\$ -	\$ 4,766,355.76
Oct				\$ -	\$ 4,766,355.76
Nov				\$ -	\$ 4,766,355.76
Dec				\$ -	\$ 4,766,355.76
YTD Adj.	\$ -	\$ -	\$ -	\$ -	\$ 4,766,355.76
	\$ 3,938,753.99	\$ 169,213.53	\$ 658,388.24	\$ 4,766,355.76	

NIGC Fee Payments	
March	\$ 75,225.80
June	
September	
December	
TOTAL	\$ 75,225.80

Total Compact & NIGC Fee Payments	\$ 4,841,581.56
--	------------------------

COMPACT FEE PAYMENT SUMMARY

	State	Fair Meadows	OHRC	Sub-Total	LTD
2005	\$ 2,948,594.00	\$ 500,040.00	\$ 1,478,858.36	\$ 4,927,492.36	\$ 4,927,492.36
2006	\$ 7,629,889.06	\$ 1,788,222.63	\$ 7,238,117.75	\$ 16,656,229.44	\$ 21,583,721.80
2007	\$ 11,472,065.73	\$ 962,047.93	\$ 4,573,604.66	\$ 17,007,718.32	\$ 38,591,440.12
2008	\$ 11,656,274.15	\$ 765,407.17	\$ 3,457,394.08	\$ 15,879,075.40	\$ 54,470,515.52
2009	\$ 12,258,076.70	\$ 749,466.52	\$ 2,393,709.96	\$ 15,401,253.18	\$ 69,871,768.70
2010	\$ 12,530,548.89	\$ 654,902.38	\$ 2,245,073.51	\$ 15,430,524.78	\$ 85,302,293.48
2011	\$ 12,842,971.99	\$ 624,666.63	\$ 2,263,371.18	\$ 15,731,009.80	\$ 101,033,303.28
2012	\$ 13,191,133.21	\$ 635,500.83	\$ 2,429,283.07	\$ 16,255,917.11	\$ 117,289,220.39
2013	\$ 13,775,089.66	\$ 671,503.73	\$ 2,454,446.83	\$ 16,901,040.22	\$ 134,190,260.61
2014	\$ 13,491,207.55	\$ 694,488.92	\$ 2,468,666.10	\$ 16,654,362.57	\$ 150,844,623.18
2015	\$ 14,936,985.92	\$ 710,606.84	\$ 2,660,767.00	\$ 18,308,359.76	\$ 169,152,982.94
2016	\$ 15,320,619.36	\$ 696,172.36	\$ 2,664,645.01	\$ 18,681,436.73	\$ 187,834,419.67
2017	\$ 3,938,753.99	\$ 169,213.53	\$ 658,388.24	\$ 4,766,355.76	\$ 192,600,775.43
	\$ 111,795,850.94	\$ 8,046,246.74	\$ 31,002,525.50	\$ 192,600,775.43	

LICENSING SUMMARY

Location	Key Employee	PMO	Total
Roland	232	108	340
Ramona	77	37	114
Catoosa	1,046	395	1,441
Catoosa - SS	9	1	10
WSS	422	170	592
Tahlequah	130	71	201
Sallisaw	74	41	115
Ft. Gibson	85	32	117
Corporate	88	122	210
SCC	69	35	104
CNGC	-	62	62
Grove	95	39	134
<i>TOTALS</i>	2,327	1,113	3,440

VENDOR LICENSES

Entity	Class A	Class C	Exempt	Total
Companies	103	-	7	110
Individuals	788	-	-	788

GAMING MACHINES

Vendor	Catoosa	Cat SS	Ft. Gibson	Roland	Sallisaw	WSS	Ramona	Tahl.	SCV	Grove	Totals
CLASS II											
AGS	-	-	-	-	-	8	-	22	-	-	30
Bally	-	-	-	14	-	-	-	-	-	-	14
Cadillac Jack	20	-	8	8	6	8	-	8	-	-	58
Eclipse	-	-	-	-	-	-	-	27	-	-	27
GTAG/WMS	27	-	-	12	-	10	-	9	-	-	58
Multimedia	-	-	-	16	20	-	-	-	-	20	56
Nova	-	-	-	-	-	-	-	8	-	-	8
VGT	912	52	224	320	110	598	198	150	118	139	2,821
Sub-Total	959	52	232	370	136	624	198	224	118	159	3,072
COMPACT											
AGS	45	4	20	9	1	9	7	4	18	22	139
Ainsworth	51	-	6	16	6	30	-	14	8	22	153
Aristocrat	131	10	20	32	6	105	20	11	16	35	386
Aruze	52	-	18	24	-	29	14	10	14	12	173
Bally	232	6	56	84	14	157	59	30	26	43	707
Cadillac Jack	10	-	-	14	3	4	-	-	-	-	31
IGT	465	3	65	122	58	318	50	71	34	72	1,258
Konami	83	-	24	42	12	86	39	23	22	8	339
Multimedia	67	-	26	40	-	65	24	14	20	4	260
Nova	6	-	-	8	6	6	8	-	8	-	42
Speilo	24	-	9	16	-	18	6	-	-	-	73
VGT	-	-	-	-	-	-	-	-	-	-	-
WMS	210	7	18	73	19	113	34	13	16	20	523
Sub-Total	1,376	30	262	480	125	940	261	190	182	238	4,084
Grand Total	2,335	82	494	850	261	1,564	459	414	300	397	7,156
Class II	959	52	232	370	136	624	198	224	118	159	3,072
% of floor	41.07%	63.41%	46.96%	43.53%	52.11%	39.90%	43.14%	54.10%	39.32%	40.05%	42.93%
Compact	1,376	30	262	480	125	940	261	190	182	238	4,084
% of floor	58.93%	36.59%	53.04%	56.47%	47.89%	60.10%	56.86%	45.89%	60.67%	59.95%	57.07%
TOTAL	2,335	82	494	850	261	1,564	459	414	300	397	7,156

CARD / TABLE GAMES

Card & Table Games				
Game	Catoosa	Roland	WSS	Total
Poker	14	5	8	27
3-Card Poker	-	-	-	-
Prog. 3-Card Poker	-	1	1	2
Blazin' 7's	-	1	1	2
Mississippi Stud Prog	1	-	-	1
WPT Heads Up Hold	4	1	-	5
Progressive UTH	4	1	3	8
Blackjack	8	2	3	13
FreeBet Blackjack	3	1	1	5
21 + 3	9	1	4	14
Bonus Roulette	3	1	1	5
Bonus Craps	1	-	-	1
TOTAL	47	14	22	79

HUMAN RESOURCES

April 2017

NASON MORTON, EXECUTIVE DIRECTOR
Extension 5682

Human Resources is currently working on the revision of Cherokee Nation Human Resources Policies and Procedures (CNHRPP), Chapter III, portions of Chapter II and portions of Chapter V. Benefits. As of April 18, 2017, the total number of Employees is 3652. Of those employees, 3003 are Cherokee and 273 are members of another Federally recognized tribe.

EMPLOYMENT

Processed	Monthly	YTD
Number of Employees Hired	37	165
% of Cherokees Hired	78	76
% of Indians Hired	8	7
# of Applications Received	281	1406
# of Interview Panels Sent	47	254

COMPENSATION

Processed	Monthly	YTD
# of Terminations	15	110
# of Voluntary Terminations	13	84
# of Involuntary Terminations	2	26

BENEFITS

Processed	Monthly	YTD
Educational Reimbursement Requests	4	16
401(k) Distributions	41	202
401(k) Loans	21	79
401(k) Hardship	4	18
FMLA	23	127
COBRA	39	166
Short Term Disability	13	47

EMPLOYEE RELATIONS & DEVELOPMENT

Orientations/Trainings Presented	Monthly	YTD
Trainings Presented	19	94

RISK MANAGEMENT
April 2017
NASON MORTON, EXECUTIVE DIRECTOR
Extension 5682

INSPECTIONS:

Life Safety Code and OSHA Regulation inspections were conducted on the below sites:

- Sequoyah HS- New Gym
- Sequoyah HS- Cafeteria
- Sequoyah HS- Tech Building
- Tahlequah ICW (2)
- Tahlequah ECU Circle (16 Buildings)
- Tribal Facilities Shop Buildings (2)
- Immersion Classrooms (6)
- Dahlenegah Air Monitor Shelter

CONSTRUCTION INSPECTIONS/MEETINGS:

- W.W. Keeler Complex 2nd Story Project
- New Tahlequah Health Center
- Pre-Construction Meeting – Youth Shelter Re-model
- Received Scope of Work for Cort Mall Stairway
- Sallisaw Clinic Parking Lot Re-Surfacing

Technical Assistance:

- Community Building Insurance Meeting
- Safety Month Proclamation Signing and Safety Fair
- Food Distribution evaluation of stacking procedures in warehouse areas at Jay, Salina, Sallisaw, Stilwell and Nowata.
- Property Renewal Information
- Applications sent out for DRONE Coverage
- Health / Safety Facilities Meeting

Trainings:

- TLJC- Fire Extinguisher, Hazard Communication, Back Safety, Bloodborne Pathogens
- ECU- Fire extinguisher and Disaster
- Nowata- Fire Extinguisher
- Sallisaw- Fire Extinguisher, Back Safety, Bloodborne Pathogens