

**Group: Marshal Service Month/Year of Report: Dec. 10 for Jan. 11 mtg**

**Group Leader: Sharon Wright Phone: 207-3800 Email: swright@cherokee.org**



**I. Program Highlights All Districts**

Within budget amounts

Adair County – 5 arrests on warrants; 3 arrests for other  
Rogers County – 3 arrests on warrants; 4 arrests on alcohol/narcotics/other  
Cherokee County – 5 arrests on warrants; 4 arrests on alcohol/narcotics/other  
Sequoyah County- 1 arrest on warrant; 0 arrests on alcohol/narcotics/other  
Delaware County- 0 arrest on warrant; 0 arrests on alcohol/narcotics/other  
Wagner County- 1 arrest on warrants; 0 arrests on alcohol/narcotics/other  
Muskogee County- 0 arrest on warrants; 0 arrests on alcohol/narcotics/other  
Mayes County- 0 arrest on warrants; 1 arrest on alcohol/narcotics/other  
Tulsa County- 1 arrest on warrants; 0 arrests on alcohol/narcotics/other

One new investigation involving a Marshal Service employee  
Three investigations in housing

Community - School has started back and the DARE program is starting

Training/other –

**Upcoming Events:**

Donkey basketball at Pevine

**NAHASDA Patrols DEC 2010**

**District I: 272 Patrols**

**District II: 298 Patrols**

**District III: 553 Patrols**

**Total: 1123 separate patrols**

**OFFICE OF THE ATTORNEY GENERAL**  
**Report to Rules Committee**  
**January 2011**

**Diane Hammons-** Conducted job interviews for the positions of Victims Advocate and Batterers Treatment Facilitator. Attended the Oklahoma Bar Review's Commercial Law Update as a speaker on the topic of Commercial Law in Indian Country and also served as Moderator for the Update on Commercial Paper, Issues and Developments Panel which included UCC and Litigation. Met with and assisted the Cherokee Nation Marshal's Service on revising their Policy Manual.

**Chrissi Nimmo-** Attended "City Government Day" through Leadership Tahlequah where we met with the Tahlequah Mayor, City Council and Police Chief to learn more about Tahlequah City government. Met with and assisted the Cherokee Nation Marshal's Service on revising their Policy Manual. Represented Cherokee Nation in a TERO Appeal in which the applicant was denied TERO certification because he was considered a "broker." The Employee Appeals Board sustained the decision of the TERO Board.

**Robert Garcia-**Taught the Hot Topics portion of CLI focusing on the Cobell Settlement and the recent State Questions regarding English Only and Sharia Law.

**Elizabeth Odell-**Attended the Webinar on effectively using Civil and Criminal Contempt in Child Support cases.

**COUNCIL OF THE CHEROKEE NATION**  
**RULES COMMITTEE REPORT**

**Group:** Election Commission

**Month/Year of Report:** December 2010

**Group Leader:**

**Phone:** 458-5899

**E-mail:** [election-commission@cherokee.org](mailto:election-commission@cherokee.org)

**I. Budget Highlights**

- a.) None
- b.)
- c.)

**II. Program Highlights**

**a.) Balanced Scorecard Measures**

- 1. n/a
- 2.
- 3.
- 4.
- 5.

**b.) Accomplishments**

- 1. Registration of 188 new voters from 11/22/2010 to 12/31/2010
- 2. Relinquished information current through 12/31/2010
- 3. Update Addresses
- 4. Remove all verifiable deceased voters via Registration report and local newspaper

**c.) Future Plans/New Initiatives**

- 1. Registration of new voters
- 2. Update addresses
- 3. Prepare Candidate Packets
- 4. Mail letters to remaining districts



## CHEROKEE NATION TRIBAL COUNCIL RULES COMMITTEE REPORT

**Group:** Tax Commission

**Month/Year of Report:** January, 2011

**Group Leader:** Sharon Swepston

**Phone:**

**E-mail:** Sharon-sweepston@cherokee.org

### **I. Budget Highlights**

- a.) Please refer to the monthly financial report from Finance.

### **II. Program Highlights**

#### **a.) Motor Vehicle**

1. Year to Date Motor Vehicle revenue for FY11 compared to FY10 as of November 30, had an overall increase of 14.55 %.
2. The month to month revenue comparison for November 2009 (FY10) compared to November 2010 (FY11) shows an increase of 13.12%.
3. The detail for all areas of revenue for motor vehicle is shown on the attached graphs.
- 4.

#### **b.) Revenue and Taxation Division**

1. Year to Date Revenue and Taxation (Tobacco) for FY11 compared to FY10 as of November 30, had an overall decrease of 2.21%.
2. A month to month revenue comparison November 2009 (FY10) compared to November 2010 (FY11) shows a decrease of 6.25%.
3. The detail for all areas of tax is shown on the attached graphs.
- 4.
- 5.

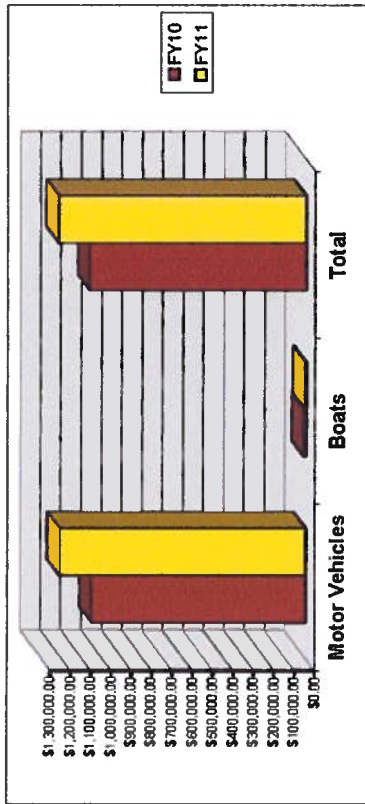
#### **c.) Future Plans/New Initiatives**

1. The next Tax Commission meeting is tentatively scheduled for March 2, 2011 at 4:30 pm in the Government Resources Conference room.
- 2.
- 3.
- 4.
- 5.



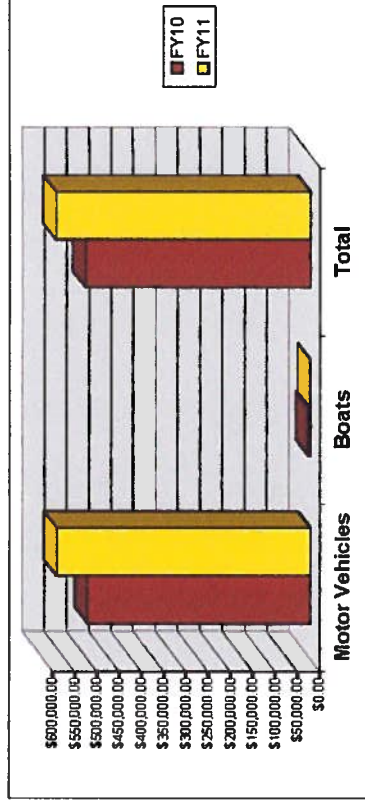
CHEROKEE NATION TAX COMMISSION  
MOTOR VEHICLES  
GROSS REVENUE COMPARISON  
YEAR-TO-DATE  
NOVEMBER

	Motor Vehicles	Boats	Total
FY10	\$1,053,643.90	\$93,953.33	\$1,063,039.23
FY11	\$1,211,812.00	\$587,144	\$1,217,665.44
% of Change	15.01%	-37.51%	14.55%




CHEROKEE NATION TAX COMMISSION  
MOTOR VEHICLES  
GROSS REVENUE COMPARISON  
MONTH TO MONTH  
NOVEMBER

	Motor Vehicles	Boats	Total
FY10	\$500,964.40	\$5,507.17	\$506,491.77
FY11	\$571,711.62	\$1,250.30	\$572,961.92
% of Change	14.12%	-77.30%	13.12%



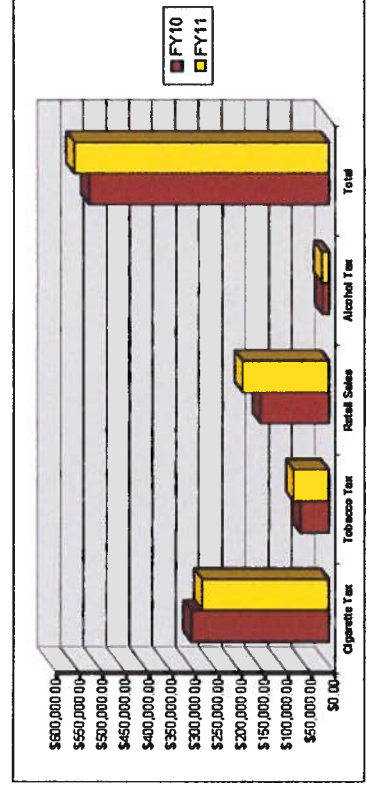
CHEROKEE NATION TAX COMMISSION  
REVENUE AND TAXATION  
GROSS REVENUE COMPARISON  
YEAR TO DATE  
NOVEMBER

	Cigarette Tax	Tobacco Tax	Retail Sales	Alcohol Tax	Total
FY10	\$602,317.46	\$120,840.46	\$322,268.71	\$27,230.89	\$1,072,658.02
FY11	\$568,617.74	\$143,451.18	\$411,910.14	\$32,408.11	\$1,096,387.17
% of Change	-5.56%	18.71%	27.82%	19.01%	2.21%



CHEROKEE NATION TAX COMMISSION  
REVENUE AND TAXATION  
GROSS REVENUE COMPARISON  
MONTH TO MONTH  
NOVEMBER

	Cigarette Tax	Tobacco Tax	Retail Sales	Alcohol Tax	Total
FY10	\$296,199.85	\$1,204.78	\$147,190.90	\$13,400.65	\$517,996.83
FY11	\$272,997.56	\$75,696.26	\$185,981.97	\$15,704.60	\$550,380.19
% of Change	-7.83%	23.68%	26.35%	17.19%	6.25%





# Gaming Commission Director's Report 20 January 2011

## COMPACT FEE PAYMENTS

DESCRIPTION	MONTHLY STATE FEE	FAIR MEADOWS	OHRC	TOTAL	TOTAL YEAR TO DATE
January-10	\$ 732,595.25	\$ 57,621.28	\$ 180,425.41	\$ 970,641.94	\$ 970,641.94
February-10	\$ 1,115,802.79	\$ 58,237.99	\$ 200,350.30	\$ 1,374,391.08	\$ 2,345,033.08
March-10	\$ 1,114,193.09	\$ 58,571.35	\$ 194,432.74	\$ 1,367,197.18	\$ 3,712,230.20
April-10	\$ 1,055,316.44	\$ 57,587.94	\$ 187,466.44	\$ 1,300,370.82	\$ 5,012,601.02
May-10*	\$ 1,105,216.60	\$ 56,821.21	\$ 188,393.43	\$ 1,350,431.24	\$ 6,363,032.26
June-10	\$ 998,201.81	\$ 55,804.46	\$ 169,133.98	\$ 1,223,140.25	\$ 7,586,172.51
July-10	\$ 1,138,064.56	\$ 53,720.97	\$ 202,345.10	\$ 1,394,130.63	\$ 8,980,303.14
August-10	\$ 1,066,038.29	\$ 51,654.13	\$ 185,990.07	\$ 1,303,682.49	\$ 10,283,985.63
September-10	\$ 1,064,276.62	\$ 49,720.64	\$ 183,865.90	\$ 1,297,863.16	\$ 11,581,848.79
October-10	\$ 1,072,117.56	\$ 50,054.00	\$ 193,456.68	\$ 1,315,628.24	\$ 12,897,477.03
November-10	\$ 991,494.32	\$ 50,354.03	\$ 177,105.65	\$ 1,218,954.00	\$ 14,116,431.03
December-10	\$ 1,077,231.56	\$ 54,754.38	\$ 182,107.81	\$ 1,314,093.75	\$ 15,430,524.78
YTD ADJ.	\$ -	\$ -	\$ -	\$ -	\$ -
<b>SUB-TOTALS</b>	<b>\$ 12,530,548.89</b>	<b>\$ 654,902.38</b>	<b>\$ 2,245,073.51</b>	<b>\$ 15,430,524.78</b>	<b>\$ 15,430,524.78</b>

## NIGC FEE PAYMENTS

Qtr Ending 6/30/2010	\$ 101,557.93
Qtr Ending 12/30/2010	\$ 101,557.93
<b>TOTAL NIGC YTD</b>	<b>\$ 203,115.86</b>

**TOTAL COMPACT & NIGC FEES**                      **\$15,633,640.64**

\* Contains \$35,000 annual compact fee

---

**COMPACT FEE PAYMENT SUMMARY**

---

YEAR	STATE	FAIR MEADOWS	OHRC	TOTAL
2005	\$ 2,948,594.00	\$ 500,040.00	\$ 1,478,858.36	\$ 4,927,492.36
2006	\$ 7,629,889.06	\$ 1,788,222.63	\$ 7,238,177.75	\$ 16,656,229.44
2007	\$ 11,472,065.73	\$ 962,047.93	\$ 4,573,604.66	\$ 17,007,718.32
2008	\$ 11,656,274.15	\$ 765,407.17	\$ 3,457,394.08	\$ 15,879,075.40
2009	\$ 12,258,076.70	\$ 749,466.52	\$ 2,393,709.96	\$ 15,401,253.18
2010	\$ 12,530,548.89	\$ 654,902.38	\$ 2,245,073.51	\$ 15,430,524.78
<b>TOTAL</b>	<b>\$ 58,495,448.53</b>	<b>\$ 5,420,086.63</b>	<b>\$ 21,386,758.32</b>	<b>\$ 85,302,293.48</b>

---

**GAMING LICENSES**

---

FACILITY	KEY EMPLOYEE	PMO	OPERATIONAL LICENSE	TOTAL
Roland	180	40	68	288
Ramona	56	12	23	91
Catoosa	670	101	744	1,515
Catoosa – SS	1	2	2	5
WSS	371	62	356	796
Tablequah	105	39	46	190
Sallisaw	75	16	39	130
Ft. Gibson	42	12	20	74
WRD	71	15	42	128
Corporate	173	136	44	353
CNGC	-	51	-	51
<b>TOTAL</b>	<b>1,744</b>	<b>486</b>	<b>1,391</b>	<b>3,621</b>

---

**CLASS II GAMES**

---

VENDOR	CATOOSA	CATOOSA SS	FT. GIBSON	ROLAND	SALLISAW	WSS	WSS SS	RAMONA	TAHLEQUAH	TOTAL
AGS	100	8	22	17	14	86	-	6	74	327
VGT	873	50	129	249	96	403	67	102	137	2,106
<b>TOTAL</b>	<b>973</b>	<b>58</b>	<b>151</b>	<b>266</b>	<b>110</b>	<b>489</b>	<b>67</b>	<b>108</b>	<b>211</b>	<b>2,433</b>

## COMPACT GAMES

VENDOR	CATOOSA	CATOOSA SS	FT. GIBSON	ROLAND	SALLISAW	WSS	RAMONA	TAHLEQUAH	TOTAL
AC Coin	5	-	-	9	8	8	-	-	30
Aristocrat	51	-	-	12	-	60	6	8	137
Atronic	18	-	-	-	-	22	-	-	40
Bally	232	6	28	71	34	142	18	28	559
C2	8	-	-	3	-	-	-	-	11
IGT	563	15	50	165	76	442	30	138	1,479
Intuicode	-	-	-	6	-	-	-	-	6
Konami	77	-	6	22	8	48	18	11	190
Multimedia	8	-	-	-	-	-	-	-	8
Nova	12	-	-	-	-	-	-	-	12
T3	-	-	-	-	-	27	-	-	27
WMS	328	-	25	57	16	190	31	16	663
<b>TOTAL</b>	<b>1,302</b>	<b>21</b>	<b>109</b>	<b>345</b>	<b>142</b>	<b>939</b>	<b>103</b>	<b>201</b>	<b>3,162</b>

The total number of gaming machines – Class II & Compact – in all locations is 5,595. Compact games make up 57% of the gaming floor with Class II games occupying the remaining 43%.

## CARD / TABLE GAMES

GAME	CATOOSA	ROLAND	WSS	SALLISAW	TOTAL
Poker	16	8	8	2	34
Blackjack	24	5	11	3	43
3-Card Poker	3	1	1	-	5
Ult. Texas	3	1	2	1	7
Doyle Brunson	2	1	1	-	4
Super Fun 21	-	-	-	-	-
Roulette	2	-	2	-	4
Craps	1	-	-	-	1
<b>TOTAL</b>	<b>51</b>	<b>16</b>	<b>25</b>	<b>6</b>	<b>98</b>



MACHINE OWNERSHIP AS OF 31 DECEMBER 2010

	VENDOR	CATOOSA	CAT SS	FT. GIBSON	ROLAND	SALLISAW	WSS	RAMONA	TAHL.	TOTALS
LEASED	AC Coin	5	-	-	9	8	8	-	-	30
	AGS	100	8	22	17	14	86	6	74	327
	Aristocrat	43	-	-	6	-	60	6	8	123
	Atronic	18	-	-	-	-	22	-	-	40
	Bally	104	1	11	15	8	67	9	6	221
	C2	8	-	-	3	-	-	-	-	11
	IGT	312	9	38	78	44	306	24	103	914
	Intuicode	-	-	-	6	-	-	-	-	6
	Konami	77	-	6	22	8	48	18	11	190
	Multimedia	8	-	-	-	-	-	-	-	8
	Nova	12	-	-	-	-	-	-	-	12
	T3	-	-	-	-	-	-	-	-	-
	VGT	873	50	129	249	96	403	102	137	2,106
	WMS	156	-	11	6	6	97	31	6	313
	<b>Sub-Total</b>	<b>1,716</b>	<b>68</b>	<b>217</b>	<b>411</b>	<b>184</b>	<b>1,164</b>	<b>196</b>	<b>345</b>	<b>4,301</b>
OWNED	Aristocrat	83	-	-	6	-	-	-	-	14
	Bally	128	5	17	56	26	70	9	22	338
	IGT	25117	6	12	87	32	136	6	35	565
	T3	-	-	-	-	-	27	-	-	27
	WMS	172	-	14	51	10	93	-	10	350
	<b>Sub-Total</b>	<b>559</b>	<b>11</b>	<b>43</b>	<b>200</b>	<b>68</b>	<b>331</b>	<b>15</b>	<b>67</b>	<b>1,294</b>
<b>GRAND TOTAL</b>	<b>2,275</b>	<b>79</b>	<b>260</b>	<b>611</b>	<b>252</b>	<b>1,495</b>	<b>211</b>	<b>412</b>	<b>5,595</b>	

TOTAL	Aristocrat	137
	Bally	559
	IGT	1,479
	T3	27
	WMS	663