

Group: Marshal Service Month/Year of Report: October 2019

Executive Director: Shannon Buhl Phone: 918-207-3800

Email: [shannon-buhl@cherokee.org](mailto:shannon-buhl@cherokee.org)

1. Budget Highlights-Please Refer to Monthly Financial Report

2. Program Highlights for September:

<u>District 1</u> <u>412 North</u>	<u>District 2</u> <u>412 South</u>
Information Report (5)	Information Report (24)
Warrants (1)	Warrants (6)
Other Agency Assists (11)	Other Agency Assists (49)
Warnings (6)	Warnings (7)
Citations (0)	Citations (0)
Alcohol/Drug Arrests (0)	Alcohol/Drug Arrests (3)
A&B/DV (0)	A&B /DV (0)
Burglary/Theft/Larceny (2)	Burglary/Theft/Larceny (1)
Fraud (1)	Child Abuse (1) Disorderly Conduct (1)
Vandalism (1) Kidnapping (1)	False ID as Police Officer (1)

3. Special Operations:

Dive/Swift Water (2) Body recovery, Picher mine shaft investigation

SWAT (0)

Casino Requests (24)

4. Accomplishments:

Tactical Tracking-Joe Rainwater, Chad McCarter, Austin Glory, Dustin Davis

SWAT Command-Mike Roach

FLETC-Kyle Shambaugh

Advanced Homicide Training-Brian Catcher

Indian Country Crime Scene Management-Brian Catcher

5. Security:

Security Violations (7)

Vehicle Assists (15)

Incident Reports (5)

Events (6)

Softball games (1), Council Meeting (2), Veteran food drive (1),

ALICE training-Adair County DHS (1), Cherokee speakers at Heritage Center (1)

6. Facilities:

Hastings (14) EDO

Redbird Smith (0)

Three Rivers (0)

Cooweescoowee Ocheleta (0)

Wilma P Mankiller (0)

**7. Community:**

Warrior Flight-Daniel Mead, Kasper Holmes

Franky Dreadfulwater

REAL Course-Dahlongeah, Bell, Cave Springs Schools

Parent Night-Cave Springs School, Class Assembly-Cave Springs School

In-house Staff Training-Cave Springs School

Elder Care APS-Cherokee Nation Services

**8. Emergency Management:**

**1. Activities:**

- Assisted Cherokee Nation Marshal Service with drone operations.
- Met with FEMA for the kickoff meeting at Hard Rock. Damages from Flood.
- Met with FEMA for second meeting to discuss process for reimbursement of flood disaster.
- Hosted the Regional Medical Planning Committee for Regions 2 and 4 at tribal complex.
- Grant planning THIRA and Hazard Mitigation discussion at the Tribal Emergency Management Planning Team monthly meeting.
- Cherokee Nation Incident Management Team meeting to discuss future operations and Handbook development.
- Coordinating and working with risk and safety to update emergency codes in Cherokee Nation Health System.

**2. Trainings:**

- Completed ICS training review for Instructor Certification Renewal.
- Facilitated a Hazard Mitigation meeting #2 for Adair County Emergency Management.
- Conducted Planning P training with Will Rogers and Ochelata Clinics.
- Conducted Hazard Vulnerability Analysis for Hastings Hospital.

**3. Special Projects:**

- Mobile command deployed to Bluegrass Chili Festival at Wagoner County Emergency Management's request.
- CNEM went to OKC Capitol to meet with House of Representatives Committee to report on this year's tornados and flood response.
- Help in developing Cherokee County Active Shooter Exercise 2019 by writing the After Action Review.
- Completion and final inspection of Storm Safe Facility at Head Start Center in Tahlequah (The CIRCLE).

**9. Patrols:**

District 1	235
District 2	<u>602</u>
Total	837

Concerns addressed from last Rules:





**October 2019**

**I. Budget Highlights**

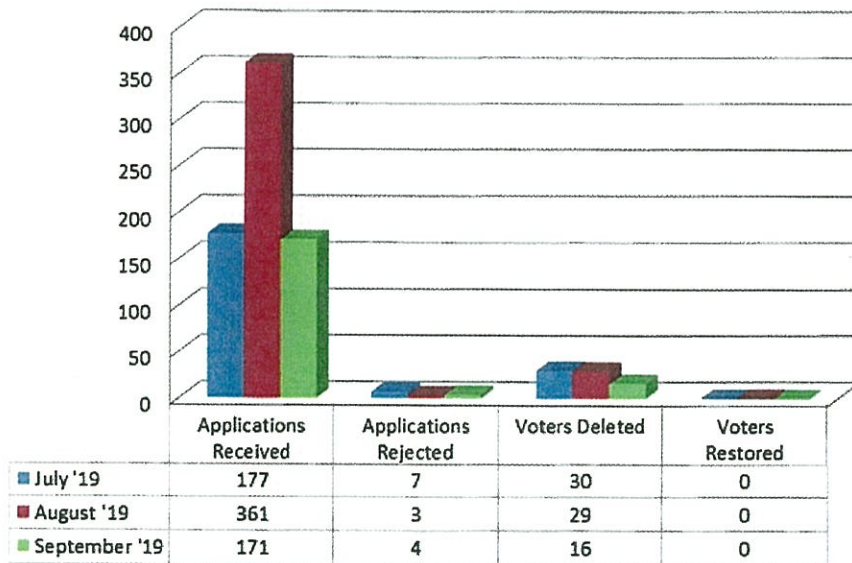
a.) FY19 finished on target.

**II. Program Highlights**

a.) **Voter Processing:** As of 10/1/2019

*74,644 Total Registered Voters; 42,672 In District; 31,972 At-Large*

**Voter Registration Statistics**



b.) **Statistical Report:**

\*Detailed Data by District and Precinct is attached.

**III. Accomplishments**

a.) **Voter Outreach:**

As the Election Commission attends Community Meetings and Outreach events, our primary focus is to provide citizen's with voter education, Voter Registrations and answer questions.

- September Events
  - September 5 – Claremore, 5 registrations received
  - September 19 – South Coffeyville, 4 registrations received



## **CHEROKEE NATION ELECTION COMMISSION**

Ph: 918-458-5899 | TF: 800.353.2895 | F: 918.458.6101

### **October 2019 RULES REPORT**

Marcus Fears Administrator  
fears-marcus@cherokee.org

- September 24 – Tahlequah Elder's Summit, 7 registrations received
- September 25 – Claremore Elder's Summit, 15 registrations
- October Events
  - October 7 – District 4, Muskogee
  - October 29 – District 13, Tulsa
- November Events
  - November 7 – Districts 5 & 6, Sallisaw

#### **b.) Deceased/Relinquished Status:**

The Election Commission has stayed current with monthly Tribal Registration deceased and relinquished citizen listings.

#### **IV. Future Plans and Initiatives**

- a.) The Election Commission sent Legislative Act 12-16 revision recommendations to Council Attorney Brown. The EC looks forward to working collaboratively on election reform during this non-election cycle.
- b.) Continue to actively update and correct voter's addresses in the Election Commission database.
- c.) The Election Commission is always willing to answer any of the Council's questions. If at any time you have a question for our office, please feel free to email me or call the office. My email and our number are listed at the top of this report.

**Chronicle- Voter Registration by District and Precinct**

10/1/2019 8:51 AM

<b>District</b>	<b>Precinct</b>	<b>Voters</b>
District No. 1	Hulbert	1,265
	Okay	307
	Tahlequah (1)	1,588
	<b>Total for District</b>	<b>3,160</b>
District No. 2	At Large	1
	Briggs	236
	Lowrey	246
	Tahlequah (2)	2,463
	<b>Total for District</b>	<b>2,946</b>
District No. 3	Keys	969
	Tahlequah (3)	1,840
	<b>Total for District</b>	<b>2,809</b>
District No. 4	Ft. Gibson	1,098
	Muskogee	540
	Warner	735
	<b>Total for District</b>	<b>2,373</b>
District No. 5	Gore	327
	Sallisaw (5)	611
	Vian	1,153
	<b>Total for District</b>	<b>2,091</b>
District No. 6	Belfonte	122
	Marble City	177
	Muldrow	1,662
	Sallisaw (6)	1,660
	<b>Total for District</b>	<b>3,621</b>
District No. 7	Cave Springs	292
	Chewey	85
	Stilwell (7)	2,624
	Westville (7)	741
	<b>Total for District</b>	<b>3,742</b>
District No. 8	Bell	275
	Stilwell (8)	1,108
	Westville (8)	489
	<b>Total for District</b>	<b>1,872</b>
District No. 9	Jay (9)	698

vr2120

Chronicle- Voter Registration by District and Precinct

10/1/2019 8:51 AM

<u>District</u>	<u>Precinct</u>	<u>Voters</u>
District No. 9	Kansas	1,326
	Kenwood	136
	Salina (9)	547
<b>Total for District</b>		<b>2,707</b>
District No. 10	Afton	615
	Grove	735
	Jay (10)	821
	Pryor (10)	554
	Salina (10)	201
	Spavinaw	169
<b>Total for District</b>		<b>3,095</b>
District No. 11	S. Coffeyville	464
	Vinita	1,801
	Welch	135
<b>Total for District</b>		<b>2,400</b>
District No. 12	Bartlesville	1,683
	Nowata	734
	Skiatook	128
<b>Total for District</b>		<b>2,545</b>
District No. 13	Catoosa	336
	Collinsville	947
	Tulsa	1,825
<b>Total for District</b>		<b>3,108</b>
District No. 14	Chelsea	563
	Claremore (14)	2,538
	Oologah	437
<b>Total for District</b>		<b>3,538</b>
District No. 15	Claremore (15)	847
	Locust Grove	887
	Pryor (15)	877
	Salina (15)	54
<b>Total for District</b>		<b>2,665</b>
At Large	At Large	31,972
<b>Total for District</b>		<b>31,972</b>
<b>Grand Total</b>		<b>74,644</b>

vr2120



# CHEROKEE NATION TRIBAL COUNCIL RULES COMMITTEE REPORT

**Group:** Tax Commission      **Month/Year of Report:** October, 2019

**Group Leader:** Sharon Swepston      **Phone:** 918-453-5377      **E-mail:** Sharon-sweepston@cherokee.org

## I. Budget Highlights

a.) Please refer to the monthly financial report from Finance.

## II. Program Highlights

### a.) Motor Vehicle

1. Year to Date Motor Vehicle revenue for FY19 compared to FY18 as of August 31st 2019 & August 31st 2018, had an overall increase of 5.35%.
2. The month to month revenue comparison for August 2018 (FY18) compared to August 2019 (FY19) shows an increase of 4.12%.
3. The detail for all areas of revenue for motor vehicle is shown on the attached graphs.
4. FY19 new tags issued in the Extended Jurisdictional Boundary for October 689, November 588, December 523, January 674, February 613, March 787, April 749, May 638, June 1,400, July 1,829, August 801.

### b.) Revenue and Taxation Division

1. Year to Date Revenue and Taxation (Tobacco) for FY19 compared to FY18 as of August 31st 2019 & August 31st 2018, had an overall increase of 3.36%.
2. A month to month revenue comparison for August 2018.(FY18) compared to August 2019 (FY19) shows an increase of 10.93%.
3. The detail for all areas of tax is shown on the attached graphs.

### c.) Future Plans/New Initiatives

1. The next Tax Commission meeting is scheduled for December 11, 2019 at 4:30 pm in the CNTC Conference room.
2. The Veterans Sales Tax Exemption Cards have been mailed out to all qualified applicants. As of September 30, 2019 we have mailed out 412 Veteran Sales Tax Exemption Cards. CNE has implemented their upgraded system to process the new sales tax exemptions for Cherokee veterans.
3. We have received our report for August 2019 purchases and payment from the State of Oklahoma and rebates are scheduled to be distributed to the retailers by or before October 15, 2019.



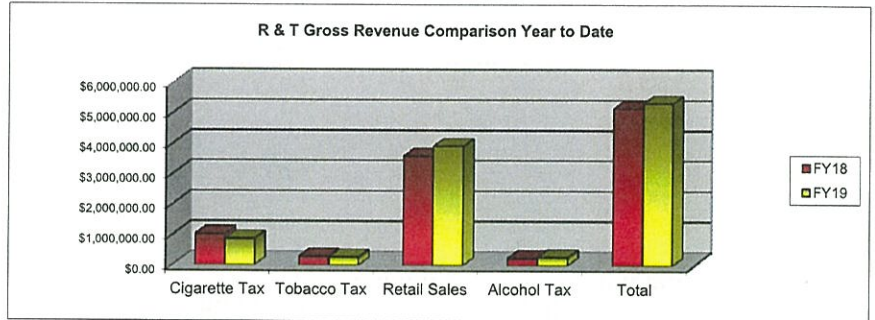
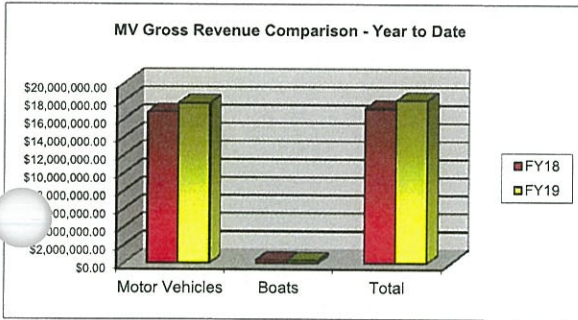


CHEROKEE NATION TAX COMMISSION

AUGUST, 2019

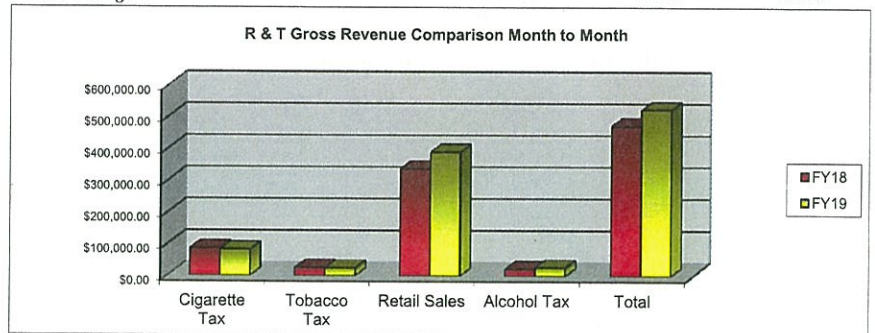
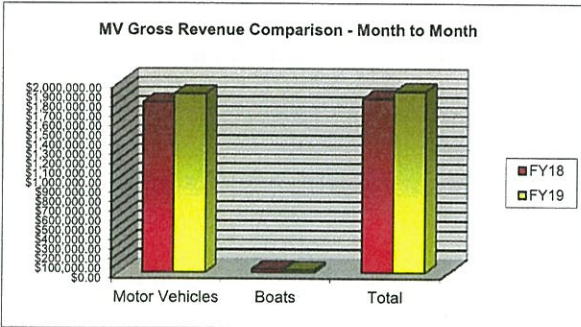
	Motor Vehicles	Boats	Total
FY18	\$16,784,610.39	\$359,103.21	\$17,143,713.60
FY19	\$17,749,777.61	\$311,353.03	\$18,061,130.64
% of Change	5.75%	-13.30%	5.35%

	Cigarette Tax	Tobacco Tax	Retail Sales	Alcohol Tax	Total
FY18	\$1,029,597.41	\$293,677.42	\$3,587,910.98	\$243,273.03	\$5,154,458.84
FY19	\$871,495.84	\$267,652.91	\$3,919,542.15	\$268,859.02	\$5,327,549.92
% of Change	-15.36%	-8.86%	9.24%	10.52%	3.36%



	Motor Vehicles	Boats	Total
FY18	\$1,793,751.12	\$37,929.53	\$1,831,680.65
FY19	\$1,879,333.22	\$27,741.98	\$1,907,075.20
% of Change	4.77%	-26.86%	4.12%

	Cigarette Tax	Tobacco Tax	Retail Sales	Alcohol Tax	Total
FY18	\$87,205.25	\$25,938.76	\$337,250.05	\$21,859.86	\$472,253.92
FY19	\$82,504.80	\$24,712.06	\$390,023.16	\$26,649.00	\$523,889.02
% of Change	-5.39%	-4.73%	15.65%	21.91%	10.93%



**I. Budget Highlights – please refer to Monthly Financial Report.**

Description of budget exceptions: No budget exceptions to report.

**II. Program Highlights**

**a. Self-Governance Professionals Workshop and Strategy Session**

The Self-Governance Director and representatives of the Health Staff attended the Self-Governance Professionals Workshop and Strategy Session hosted by the Ak-Chin Indian Community in Maricopa, Arizona on September 9-11. The Professionals Workshop started with tribes sharing their experiences that helped successfully navigate the DOI/IHS negotiations process. The group then went into negotiation strategies with presentations from the Federal Mediation and Conciliation Service who lectured on defining the zone of possible agreement (ZOPA), knowing your alternatives, use of standards, seeking underlying interest, developing options, protecting your representative and choosing your actions. The strategy session discussions included success and strategies in expanding Self Governance to non-BIA Agencies and improving efficiencies.

**b. Tribal Self-Governance Advisory Committee (TSGAC)(IHS) / Self-Governance Advisory Committee (SGAC)(DOI)**

The week of September 30 thru October 3, the Self Governance Director attended the TSGAC and SGAC meetings in Washington, D.C. IHS advised that a majority of the Title I and Title V funding agreements that are on a fiscal year basis are going to receive full lump sum funding for FY 2020 on October 1 even though there is a Continuing Resolution. IHS received special appropriation authority from OMB. It seems this should be an option for BIA as well; however, special appropriation was not requested by DOI, therefore, DOI funds will be distributed based on the continuing resolution. The issue of using inflation dollars to pay 105(l) leases that should be allocated to our programs and the need to request special appropriation funding to cover the 105(l) lease proposals similar to Contract Support Cost special appropriation was a main topic of discussion. The possibility of establishing a Tribal-Federal Workgroup to create performance measures, establish benchmarks for care coordination, and expand the reimbursement agreement to include Purchase and Referred Care payments when renewing the IHS-VA Reimbursement Agreement was an issue of discussion. IHS was also asked not to use the Director's Emergency Fund for internal budget shortfalls. Only three request for Emergency Funds were made in FY 2019 (1 from Alaska and 2 from the lower 48). Cherokee Nation was one of those asking from the lower 48.

Tara Sweeny, Assistant Secretary – Indian Affairs attended the meeting and gave a brief overview of her one year accomplishments. Topics discussed during the DOI session included BIA's efforts get removed from GAOs High-Risk list; the timeliness of funding distributions to Tribes pursuant to Funding Agreements; the need for Tribes, Indian Affairs and Office of

Self-Governance to coordinate and collaborate to ensure Tribes desiring to enter into non-BIA Agreements are successful in assuming management of non-BIA functions and services.

The group discussed the Bureau of Indian Education being established as an independent Bureau with a separate funding source and the development of its own Greenbook. The group also raised concerns about ensuring the JOM language is crafted carefully to be inclusive of all the different situations that exist and the need for additional JOM funding due to the projected increase in the count. Another question was raised as to how the Department of Education and BIE are collaborating to ensure 90% of students in public schools are receiving high quality education and that AI/AN curriculum is being woven into the public school curriculum. The group discussed a need to develop a policy that holds states accountable for ensuring that Impact Aid Funds are used for AI/AN students. A request for a detailed breakdown by state of the funding amounts and formula being applied for the distribution of Impact Aid.

There was continued concern about the final 477 MOA, particularly related to the eligibility criteria and giving agencies outside of BIA authority to determine program eligibility. The group ask for an update on the Plan to address Tribal concerns with the 477 MOA. The Office of Indian Services will keep the group informed on the progress of plan development.



Ⴊႃႆႃ ႃႆႆ ႃႆႃႆႆႆႆ ႃႆႆႆႆ  
 CHEROKEE NATION GAMING COMMISSION  
 DIRECTOR'S REPORT  
 11 OCTOBER 2019

2019 COMPACT FEE PAYMENTS

	State	Fair Meadows	OHRC	Sub-Total	YTD
Jan	\$ 1,134,000.51	\$ 48,153.85	\$ 224,066.21	\$ 1,406,220.57	\$ 1,406,220.57
Feb	\$ 1,505,265.09	\$ 54,604.37	\$ 222,263.88	\$ 1,782,133.34	\$ 3,188,353.91
Mar	\$ 1,845,846.29	\$ 54,621.04	\$ 265,742.72	\$ 2,166,210.05	\$ 5,354,563.96
Apr	\$ 1,518,001.23	\$ 54,604.37	\$ 219,714.68	\$ 1,792,320.28	\$ 7,146,884.24
May	\$ 1,666,657.19	\$ 54,571.03	\$ 245,458.87	\$ 1,966,687.09	\$ 9,113,571.33
June *	\$ 1,602,295.24	\$ 54,387.68	\$ 243,021.69	\$ 1,899,704.61	\$ 11,013,275.94
July	\$ 1,497,003.20	\$ 54,954.40	\$ 216,384.08	\$ 1,768,341.68	\$ 12,781,617.62
Aug	\$ 1,630,625.09	\$ 55,037.74	\$ 232,822.14	\$ 1,918,484.97	\$ 14,700,102.59
Sept	\$ -	\$ -	\$ -	\$ -	\$ 14,700,102.59
Oct	\$ -	\$ -	\$ -	\$ -	\$ 14,700,102.59
Nov	\$ -	\$ -	\$ -	\$ -	\$ 14,700,102.59
Dec	\$ -	\$ -	\$ -	\$ -	\$ 14,700,102.59
YTD Adj.	\$ -	\$ -	\$ -	\$ -	\$ 14,700,102.59
	\$ 12,399,693.84	\$ 430,934.48	\$ 1,869,474.27	\$ 14,700,102.59	

\* \$35,000 Annual Oversight Fee Assessment

NIGC Fee Payments	
March	\$ 78,013.87
June	\$ 78,013.87
September	\$ 78,016.87
December	\$ -
<b>TOTAL</b>	<b>\$ 234,044.61</b>

<b>Total Compact &amp; NIGC Fee Payments</b>	<b>\$ 14,934,147.20</b>
--	-------------------------

COMPACT FEE PAYMENT HISTORY

	State	Fair Meadows	OHRC	Sub-Total	LTD
2005	\$ 2,948,594.00	\$ 500,040.00	\$ 1,478,858.36	\$ 4,927,492.36	\$ 4,927,492.36
2006	\$ 7,629,889.06	\$ 1,788,222.63	\$ 7,238,117.75	\$ 16,656,229.44	\$ 21,583,721.80
2007	\$ 11,472,065.73	\$ 962,047.93	\$ 4,573,604.66	\$ 17,007,718.32	\$ 38,591,440.12
2008	\$ 11,656,274.15	\$ 765,407.17	\$ 3,457,394.08	\$ 15,879,075.40	\$ 54,470,515.52
2009	\$ 12,258,076.70	\$ 749,466.52	\$ 2,393,709.96	\$ 15,401,253.18	\$ 69,871,768.70
2010	\$ 12,530,548.89	\$ 654,902.38	\$ 2,245,073.51	\$ 15,430,524.78	\$ 85,302,293.48
2011	\$ 12,842,971.99	\$ 624,666.63	\$ 2,263,371.18	\$ 15,731,009.80	\$ 101,033,303.28
2012	\$ 13,191,133.21	\$ 635,500.83	\$ 2,429,283.07	\$ 16,255,917.11	\$ 117,289,220.39
2013	\$ 13,775,089.66	\$ 671,503.73	\$ 2,454,446.83	\$ 16,901,040.22	\$ 134,190,260.61
2014	\$ 13,491,207.55	\$ 694,488.92	\$ 2,468,666.10	\$ 16,654,362.57	\$ 150,844,623.18
2015	\$ 14,936,985.92	\$ 710,606.84	\$ 2,660,767.00	\$ 18,308,359.76	\$ 169,152,982.94
2016	\$ 15,320,619.36	\$ 696,172.36	\$ 2,664,645.01	\$ 18,681,436.73	\$ 187,834,419.67
2017	\$ 16,188,946.50	\$ 668,836.84	\$ 2,624,492.88	\$ 19,482,276.22	\$ 207,316,695.89
2018	\$ 17,144,081.88	\$ 618,916.51	\$ 2,678,944.43	\$ 20,441,942.82	\$ 227,758,638.71
2019	\$ 12,399,693.84	\$ 430,934.48	\$ 1,869,474.27	\$ 14,700,102.59	\$ 242,458,741.30
	\$ 111,795,850.94	\$ 8,046,246.74	\$ 31,002,525.50	\$ 227,758,638.71	

---

LICENSING SUMMARY

---

Location	Key Employee	PMO	Total
Catoosa	990	425	1,415
Catoosa - SS	6	1	7
CNGC	-	62	62
Corporate	84	130	214
Ft. Gibson	66	35	101
Grove	80	38	118
Ramona	69	41	110
Roland	213	99	312
Sallisaw	68	34	102
SCC	60	36	96
Tahlequah	149	79	228
WSS	388	160	548
<b>TOTALS</b>	<b>2,173</b>	<b>1,140</b>	<b>3,313</b>

---

VENDOR LICENSES

---

Entity	Class A	Class C	Exempt	Total
Companies	100	-		100
Individuals	896	-	-	896

## GAMING MACHINES

Vendor	Catoosa	Cat SS	Ft. Gibson	Roland	Roland TP	Sallisaw	WSS	Ramona	Tahl.	SCV	Grove	Totals
<b>CLASS II</b>												
AGS	-	-	-	-	-	-	-	-	20	-	6	26
Cadillac Jack	-	-	6	-	-	-	-	-	-	-	-	6
Eclipse	-	-	-	-	-	-	-	-	25	-	-	25
IGT	14	-	8	8	-	-	14	6	-	8	6	64
Multimedia	-	-	-	8	-	8	-	-	-	-	-	14
VGT	816	52	202	312	33	94	591	184	157	128	134	2,703
<b>Sub-Total</b>	<b>830</b>	<b>52</b>	<b>216</b>	<b>328</b>	<b>33</b>	<b>102</b>	<b>605</b>	<b>190</b>	<b>202</b>	<b>136</b>	<b>160</b>	<b>2,854</b>
<b>COMPACT</b>												
AGS	102	4	28	45	4	9	50	25	16	14	28	325
Ainsworth	81	-	4	27	4	10	48	8	20	-	6	208
Aristocrat	218	10	30	44	-	9	132	20	39	20	44	566
Aruze	55	-	4	22	6	-	33	8	22	12	16	178
Bally	296	11	46	118	-	28	271	61	49	30	42	952
Cadillac Jack	12	-	-	-	-	-	-	-	-	-	-	12
IGT	511	-	75	131	10	59	286	63	65	26	78	1,304
Incredible Technologies	37	-	16	8	-	9	21	10	13	9	6	129
Interblock	12	-	-	-	-	-	-	-	-	-	-	12
Konami	104	-	23	36	-	10	72	34	43	16	8	346
Multimedia	48	-	14	44	8	-	66	16	24	8	5	233
Speilo	-	-	4	2	-	-	9	-	-	-	-	15
WMS	105	4	14	34	-	9	24	20	8	22	-	240
<b>Sub-Total</b>	<b>1,581</b>	<b>29</b>	<b>258</b>	<b>511</b>	<b>32</b>	<b>143</b>	<b>1,012</b>	<b>265</b>	<b>299</b>	<b>157</b>	<b>233</b>	<b>4,520</b>
<b>Grand Total</b>	<b>2,411</b>	<b>81</b>	<b>474</b>	<b>839</b>	<b>65</b>	<b>245</b>	<b>1,617</b>	<b>455</b>	<b>501</b>	<b>293</b>	<b>393</b>	<b>7,374</b>
<b>Class II</b>	<b>830</b>	<b>52</b>	<b>216</b>	<b>328</b>	<b>33</b>	<b>102</b>	<b>605</b>	<b>190</b>	<b>202</b>	<b>136</b>	<b>160</b>	<b>2,854</b>
% of floor	34.43%	64.20%	45.57%	39.09%	50.77%	41.63%	37.41%	41.76%	40.32%	46.42%	40.71%	38.70%
<b>Compact</b>	<b>1,581</b>	<b>29</b>	<b>258</b>	<b>511</b>	<b>32</b>	<b>143</b>	<b>1,012</b>	<b>265</b>	<b>299</b>	<b>157</b>	<b>233</b>	<b>4,520</b>
% of floor	65.57%	35.80%	54.43%	60.91%	49.23%	58.37%	62.59%	58.24%	59.68%	53.58%	59.29%	61.30%
<b>TOTAL</b>	<b>2,411</b>	<b>81</b>	<b>474</b>	<b>839</b>	<b>65</b>	<b>245</b>	<b>1,617</b>	<b>455</b>	<b>501</b>	<b>293</b>	<b>393</b>	<b>7,374</b>

## CARD / TABLE GAMES

<b>Card &amp; Table Games</b>				
Game	Catoosa	Roland	WSS	Total
Poker	14	-	8	22
3-Card Poker	-	-	-	-
Prog. 3-Card Poker	2	1	1	4
Blazin' 7's	-	-	-	-
Mississippi Stud Prog	-	-	1	1
WPT Heads Up Hold	2	1	-	3
Progressive UTH	6	1	3	10
Blackjack	13	-	7	20
FreeBet Blackjack	3	1	1	5
21 + 3	1	1	4	6
Roulette	4	1	2	7
Craps	2	-	1	3
Fortune 7 Baccarat	2	-	-	2
TriLux	-	3	-	3
<b>TOTAL</b>	<b>49</b>	<b>9</b>	<b>28</b>	<b>86</b>

## HUMAN RESOURCES

September 2019

**NASON MORTON, EXECUTIVE DIRECTOR**  
Extension 5682

Human Resources is currently working on the revision of Cherokee Nation Human Resources Policies and Procedures (CNHRPP), Chapter III and portions of Chapter II. As of September 30, 2019, the total number of Employees is 3807. Of those employees, 3124 are Cherokee and 256 are members of another Federally recognized tribe.

### EMPLOYMENT

Processed	Monthly	YTD
Number of Employees Hired	82	507
% of Cherokees Hired	77%	78%
% of Indians Hired	9%	7%
% of All Others Hired	14%	15%
# of Applications Received	554	4518
# of Interview Panels Sent	140	1082

### COMPENSATION

Processed	Monthly	YTD
# of Terminations	34	380
# of Voluntary Terminations	25	302
# of Involuntary Terminations	9	76

### BENEFITS

Processed	Monthly	YTD
Educational Reimbursement Requests	5	52
401(k) Distributions	56	603
401(k) Loans	17	193
401(k) Hardship	6	45
FMLA	37	358
COBRA	38	452
Short Term Disability	14	120

### EMPLOYEE RELATIONS & DEVELOPMENT

Orientations/Trainings Presented	Monthly	YTD
Trainings Presented	24	301

**RISK MANAGEMENT**  
**September 2019**  
**NASON MORTON, EXECUTIVE DIRECTOR**  
**Extension 5682**

**INSPECTIONS:**

Life Safety Code and OSHA Regulation inspections were conducted on the below sites:

- New Health Center – Walk-thru(s) for Occupancy – Certificate of Occupancy issued for Area 2 for October 7<sup>th</sup>, and Pharmacy area in Area 1
- Certificate of Occupancy issued for Fort Gibson Casino Smoke Shop
- W.W. Keeler Complex
- EMS
- Marshal Service
- Security Office
- Tribal Facilities Old Shop
- Tribal Facilities New Shop
- HR Benefits
- Human Resources
- Cort Mall
- Tahlequah Housing Authority
- Housing Rehab
- Financial Resources
- Tribal Facilities Admin.
- Courthouse Museum
- Markoma Gym
- Gaming Commission
- Community Services Annex
- Shipping/Receiving Warehouse
- Roads Annex
- Roads Lab
- Chief Residence Construction
- ECU Circle – Storm Shelter - construction complete
- OSU Medical School – construction
- Saline Courthouse
- Water/Sewer project by ECU
- Nowata Food Distribution Warehouse Floor Construction
- Received update from CNE of new Downtown Pathway Construction

**TRAININGS:**

- Claremore Career Services Fire Extinguisher Training
- Jay Career Services Training
- ECU New Employee Orientation