

Group: Marshal Service Month/Year of Report: Aug. for Sep. mtg

Group Leader: Sharon Wright Phone: 207-3800 Email: swright@cherokee.org



I. Program Highlights All Districts

Within budget amounts

Adair County – 2 arrests on warrants; 3 arrests for other
Rogers County – 0 arrests on warrants; 1 arrests on alcohol/narcotics/other
Cherokee County – 5 arrests on warrants; 8 arrests on alcohol/narcotics/other
Sequoyah County- 2 arrest on warrant; 0 arrests on alcohol/narcotics/other
Delaware County- 0 arrest on warrant; 1 arrests on alcohol/narcotics/other
Wagner County- 2 arrest on warrants; 0 arrests on alcohol/narcotics/other
Muskogee County- 1 arrest on warrants; 0 arrests on alcohol/narcotics/other

Investigation; Sexual Assault - Cherokee County

Community - School has started back and the DARE program is starting. We are in Rocky Mountain, Skelly, Bell, Marble City and Greasy

Training/other – Helped at a children bike fair in Tahlequah for safety training

Upcoming Events:

Preparing for the holiday

NAHASDA Patrols Aug 2010

District I: 366 Patrols

District II: 365 Patrols

District III: 365 Patrols

Total: 1096 separate patrols

OFFICE OF THE ATTORNEY GENERAL
Report to Rules Committee
September 2010

The Office of the Attorney General welcomes Molly Brown, legal intern.

Diane Hammons-mentorship with TU Law Student, Kristin Treager.

Sherry Chennault- obtained assistance from the OSBI in compiling data for a Uniform Crime Report specific to the CNJSA. It will give a total number of criminal arrests both adult and juvenile for each county within CNJSA.

Susan Work- attended a tribal meeting in Okmulgee sponsored by the Environmental Protection Agency (EPA) concerning tribal/state cooperative agreements under the 2005 law popularly referred to as the "midnight rider," related to the regulation of water quality.

Cynthia Burlison- attended the Oklahoma Court Improvement Program (for juveniles) workshop in Tulsa.

Chrissi Nimmo- Participated in Illinois River Clean-Up and attended Oklahoma Scenic Rivers Commission Meeting.

Sara Hill-attended the 2010 Tenth Circuit Bench and Bar Conference in Colorado Springs, CO.

Nason Morton- attended the 2010 Tenth Circuit Bench and Bar Conference in Colorado Springs, CO.

Dana Jim- attended the "There's No Law Like Child Support Law" legal seminar in Midwest City. Chosen as the 2010 Outstanding NEO A&M College Alumnus from the college's Liberal Arts Department.

**COUNCIL OF THE CHEROKEE NATION
RULES COMMITTEE REPORT**

Group: Election Commission

Month/Year of Report: August 2010

Group Leader:

Phone: 458-5899

E-mail: election-commission@cherokee.org

I. Budget Highlights

a.) None

II. Program Highlights

a.) Balanced Scorecard Measures

1. n/a

b.) Accomplishments

1. Registration of 51 new voters
2. Relinquished information current through 8/31/2010
3. Update Addresses
4. Remove all verifiable deceased voters via Registration report and local newspaper
5. Approve new voter registration form

c.) Future Plans/New Initiatives

1. Registration of new voters
2. Update addresses
3. Notify registered voters of changes in Districts
4. Identify and address any issues related to the district changes
5. Voter outreach during holiday



CHEROKEE NATION TRIBAL COUNCIL RULES COMMITTEE REPORT

Group: Tax Commission

Month/Year of Report: September, 2010

Group Leader: Sharon Swepston

Phone:

E-mail: Sharon-sweepston@cherokee.org

I. Budget Highlights

- a.) Please refer to the monthly financial report from Finance.

II. Program Highlights

a.) Motor Vehicle

1. Year to Date Motor Vehicle revenue for FY10 compared to FY09 as of July 31, had an overall increase of 3.99 %.
2. The month to month revenue comparison for July 2009 compared to July 2010 shows an increase of 3.75%.
3. The detail for all areas of revenue for motor vehicle is shown on the attached graphs.

b.) Revenue and Taxation Division

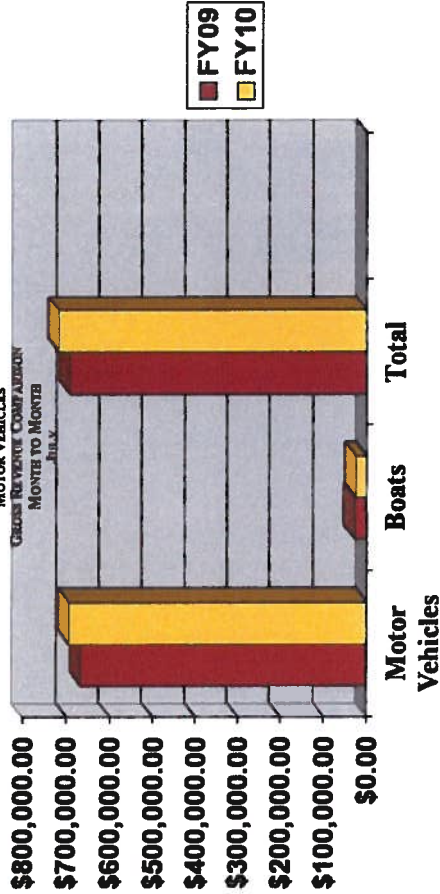
1. Year to Date Revenue and Taxation (Tobacco) for FY10 compared to FY09 as of July 31, had an overall decrease of 25.35%.
2. A month to month revenue comparison July 2009 compared to July 2010 shows a decrease of 21.31%.
3. The detail for all areas of tax is shown on the attached graphs.

c.) Future Plans/New Initiatives


1. The next Tax Commission meeting will be October 26, 2010 at 4:30 pm in the Government Resources Conference room.



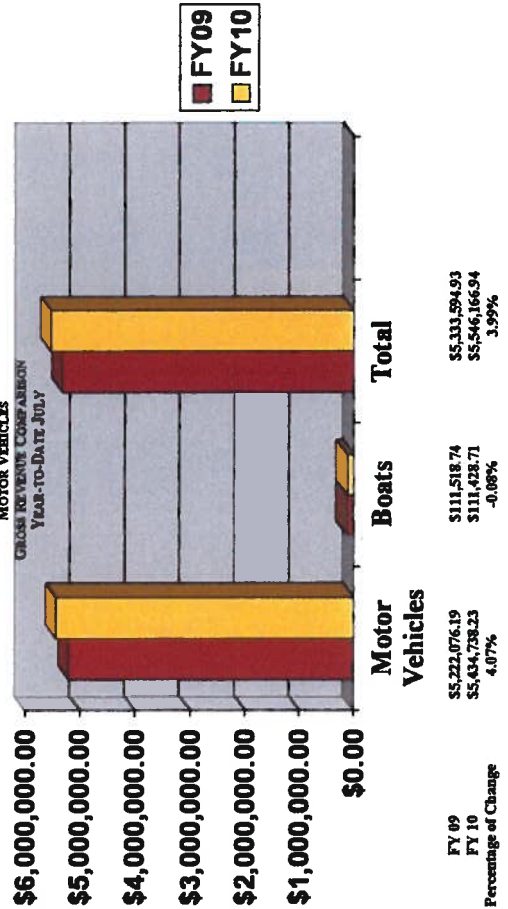
CHEROKEE NATION
TAX COMMISSION
MOTOR VEHICLES
GROSS REVENUE COMPARISON
MONTH-TO-MONTH



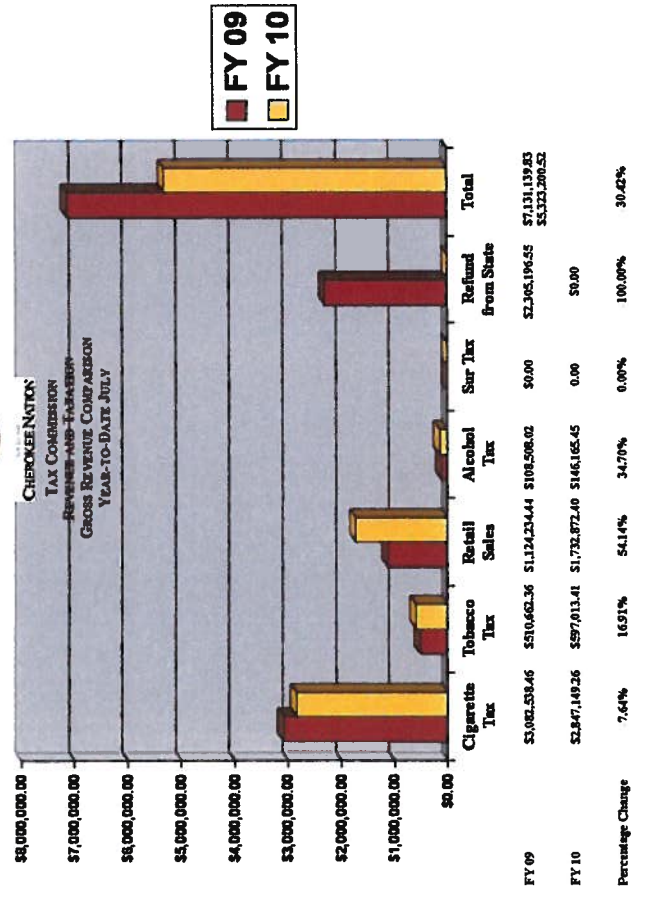
CHEROKEE NATION
TAX COMMISSION
REVENUE AND TAXATION
GROSS REVENUE COMPARISON
MONTH-TO-MONTH JULY



CHEROKEE NATION
TAX COMMISSION
MOTOR VEHICLES
GROSS REVENUE COMPARISON
YEAR-TO-DATE JULY



CHEROKEE NATION
TAX COMMISSION
REVENUE AND TAXATION
GROSS REVENUE COMPARISON
YEAR-TO-DATE JULY





GAMING COMMISSION DIRECTOR'S REPORT 22 SEPTEMBER 2010

COMPACT FEE PAYMENTS

Description	Monthly State Fee	Fair Meadows	OHRC	Total	Total Year To Date
January-10	\$ 732,595.25	\$ 57,621.28	\$ 180,425.41	\$ 970,641.94	\$ 970,641.94
February-10	\$ 1,115,802.79	\$ 58,237.99	\$ 200,350.30	\$ 1,374,391.08	\$ 2,345,033.08
March-10	\$ 1,114,193.09	\$ 58,571.35	\$ 194,432.74	\$ 1,367,197.18	\$ 3,712,230.20
April-10	\$ 1,055,316.44	\$ 57,587.94	\$ 187,466.44	\$ 1,300,370.82	\$ 5,012,601.02
May-10*	\$ 1,105,216.60	\$ 56,821.21	\$ 188,393.43	\$ 1,350,431.24	\$ 6,363,032.26
June-10	\$ 998,201.81	\$ 55,804.46	\$ 169,133.98	\$ 1,223,140.25	\$ 7,586,172.51
July-10	\$ 1,138,064.56	\$ 53,720.97	\$ 202,345.10	\$ 1,394,130.63	\$ 8,980,303.14
August-10	\$ 1,066,038.29	\$ 51,654.13	\$ 185,990.07	\$ 1,303,682.49	\$ 10,283,985.63
September-10	\$ -	\$ -	\$ -	\$ -	\$ -
October-10	\$ -	\$ -	\$ -	\$ -	\$ -
November-10	\$ -	\$ -	\$ -	\$ -	\$ -
December-10	\$ -	\$ -	\$ -	\$ -	\$ -
YTD ADJ.	\$ -	\$ -	\$ -	\$ -	\$ -
SUB-TOTALS	\$ 8,325,428.83	\$ 450,019.33	\$ 1,508,537.47	\$ 10,283,985.63	\$ 10,283,985.63

NIGC FEE PAYMENTS

Qtr Ending 6/30/2010	\$ 101,557.93
Qtr Ending 12/30/2010	\$ -
TOTAL NIGC YTD	\$ 101,577.93

TOTAL COMPACT & NIGC FEES \$10,385,543.56

* Contains \$35,000 annual compact fee

COMPACT FEE PAYMENT SUMMARY

YEAR	STATE	FAIR MEADOWS	OHRC	TOTAL
2005	\$ 2,948,594.00	\$ 500,040.00	\$ 1,478,858.36	\$ 4,927,492.36
2006	\$ 7,629,889.06	\$ 1,788,222.63	\$ 7,238,177.75	\$ 16,656,229.44
2007	\$ 11,472,065.73	\$ 962,047.93	\$ 4,573,604.66	\$ 17,007,718.32
2008	\$ 11,656,274.15	\$ 765,407.17	\$ 3,457,394.08	\$ 15,879,075.40
2009	\$ 12,258,076.70	\$ 749,466.52	\$ 2,393,709.96	\$ 15,401,253.18
2010	\$ 8,325,428.83	\$ 450,019.33	\$ 1,508,537.47	\$ 10,283,985.63
TOTAL	\$ 54,290,328.47	\$ 5,215,203.58	\$ 20,650,222.28	\$ 80,155,754.33

GAMING LICENSES

FACILITY	KEY EMPLOYEE	PMO	OPERATIONAL LICENSE	TOTAL
Roland	179	40	64	283
Ramona	57	11	23	91
Catoosa	655	91	757	1,503
Catoosa – SS	2	3	3	8
WSS	371	62	355	788
WSS – SS	-	1	7	8
Tahlequah	116	36	47	199
Sallisaw	76	16	38	130
Ft. Gibson	43	14	23	80
WRD	72	16	42	130
Corporate	177	133	50	360
CNGC	40	11	-	51
TOTAL	1,788	434	1,409	3,631

CLASS II GAMES

VENDOR	CATOOSA	CATOOSA SS	FT. GIBSON	ROLAND	SALLISAW	WSS	WSS SS	RAMONA	TAHLEQUAH	TOTAL
AGS	66	8	18	17	-	72	-	6	62	249
VGT	717	50	122	249	90	364	67	99	141	1,899
TOTAL	783	58	140	266	90	436	67	105	203	2,148

COMPACT GAMES

VENDOR	CATOOSA	CATOOSA SS	Ft. GIBSON	ROLAND	SALLISAW	WSS	WSS SS	RAMONA	TAHLEQUAH	TOTAL
AC Coin	5	-	-	10	8	8	-	-	-	31
Aristocrat	43	-	-	12	-	50	-	6	-	111
Atronic	18	-	-	-	-	22	-	-	-	40
Bally	208	6	22	71	34	142	18	18	24	543
C2	8	-	-	3	-	-	-	-	5	16
IGT	566	15	84	173	93	366	64	30	138	1,529
Konami	55	-	6	22	8	48	-	18	8	165
Nova	12	-	-	-	-	-	-	-	-	12
T3	8	-	-	-	-	34	-	-	-	42
WMS	275	-	19	51	16	182	-	31	10	584
TOTAL	1,198	21	131	342	159	852	82	103	185	3,073

The total number of gaming machines – Class II & Compact – in all locations is 5,221. Compact games make up 59% of the gaming floor with Class II games occupying the remaining 41%.

CARD / TABLE GAMES

GAME	CATOOSA	ROLAND	WSS	TAHLEQUAH	SALLISAW	TOTAL
Poker	29	8	12	-	2	51
Blackjack	21	5	6	1	2	35
3-Card Poker	3	1	1	1	-	6
Ult. Texas	4	1	1	-	1	7
Doyle Brunson	1	1	1	1	1	5
Super Fun 21	2	-	1	-	-	3
Texas Hold 'Em	-	-	1	-	-	1
Roulette	2	-	2	-	-	4
Craps	1	-	1	-	-	2
TOTAL	63	16	26	8	6	114

MACHINE OWNERSHIP AS OF 31 AUGUST 2010

	VENDOR	CATOOSA	CAT SS	FT. GIBSON	ROLAND	SALLISAW	WSS	WSS SS	RAMONA	TAHL.	TOTALS
LEASED	AC Coin	5	-	-	10	8	8	-	-	-	31
	AGS	66	8	18	17	-	72	-	6	62	249
	Aristocrat	43	-	-	12	-	50	-	6	-	111
	Atronic	18	-	-	-	-	22	-	-	-	40
	Bally	75	1	3	15	8	78	13	18	4	215
	C2	8	-	-	3	-	-	-	-	5	16
	IGT	295	15	60	80	46	246	64	24	117	947
	Konami	55	-	6	22	8	48	-	18	8	165
	Nova	12	-	-	-	-	-	-	-	-	12
	T3	-	-	-	-	-	-	-	-	-	-
	VGT	717	50	122	249	90	364	67	99	141	1,899
	WMS	144	-	5	-	6	97	-	31	-	283
	<i>Sub-Total</i>	1,438	74	214	408	166	985	144	202	337	3,968
OWNED	Bally	133	5	19	56	26	64	5	-	20	328
	IGT	271	-	24	93	47	120	-	6	21	582
	T3	8	-	-	-	-	34	-	-	-	42
	WMS	131	-	14	51	10	85	-	-	10	301
	<i>Sub-Total</i>	543	5	57	200	83	303	5	6	51	1,253
GRAND TOTAL	1,981	79	271	608	249	1,288	149	208	388	5,221	

TOTAL	Bally	543
	IGT	1,529
	T3	42
	WMS	584