

**I. Budget Highlights – please refer to Monthly Financial Report**

**II. Program Highlights for March:**

<u>District 1 412 North</u> Information Report (4) Warrants (13) Other agency assists (31) Warnings (22) Citations (5) Alcohol/Drug Arrests (12) Larceny (1) Intimidation of Witness (1) Sexual Assault (1)	<u>District 2 412 South</u> Information Report (7) Warrants (35) Other agency assists (107) Warnings (61) Citations (34) Alcohol/Drug Arrests (11) Destruction of Property (1) Larceny (1) Sexual Assault (1) D/V (2) Resist Arrest (1) DUS (1) Burglary (1) Embezzlement/Forgery (1) Possession of Firearm (3) False Impersonation (1)
--	---

**III. Special Operations**

- Dive (0)
- Swift water (0)
- SWAT (0)
- Task Force Arrest (57)

**IV. Accomplishments**

- Mike Reese, Brian Catcher Interdiction Training
- Matt Laney CLEET Graduation

**V. Security**

- Security Violations (2)
- Vehicle Assists (16)
- Incident Reports (2)

**VI. Federal Facilities**

- Claremore (1)
- Hastings (1)

**NAHASDA PATROLS:**

Dist I: 169  
 Dist II: 503  
 Total: 672

**COUNCIL OF THE CHEROKEE NATION**  
**RULES COMMITTEE REPORT**

**Group:** Election Commission

**Month/Year of Report:** February 2013

**Group Leader:**

**Phone:** 458-5899

**E-mail:** [election-commission@cherokee.org](mailto:election-commission@cherokee.org)

**I. Budget Highlights**

- a.)
- b.)
- c.)

**II. Program Highlights**

**a.) Balanced Scorecard Measures**

- 1. n/a
- 2.
- 3.

**b.) Accomplishments**

- 1. Agreed to let At Large candidates file by mail
- 2. Absentee Ballot request opens
- 3. Relinquished current through 2/28/2013

**c.) Future Plans/New Initiatives**

- 1. Candidate filing period
- 2. Complete conversion of new software
- 3. Complete precinct locations



## CHEROKEE NATION TRIBAL COUNCIL RULES COMMITTEE REPORT

**Group:** Tax Commission

**Month/Year of Report:** March, 2013

**Group Leader:** Sharon Swepston

**Phone:**

**E-mail:** Sharon-swepston@cherokee.org

### I. Budget Highlights

- a.) Please refer to the monthly financial report from Finance.

### II. Program Highlights

#### a.) Motor Vehicle

1. Year to Date Motor Vehicle revenue for FY13 compared to FY12 as of January 31st, had an overall increase of 7.05%.
2. The month to month revenue comparison for January 2012 (FY12) compared to January 2013 (FY13) shows an increase of 4.85%.
3. The detail for all areas of revenue for motor vehicle is shown on the attached graphs.
- 4.

#### b.) Revenue and Taxation Division

1. Year to Date Revenue and Taxation (Tobacco) for FY13 compared to FY12 as of January 31st, had an overall decrease of 2.32%.
3. A month to month revenue comparison January 2012 (FY12) compared to January 2013 (FY13) shows an increase of 0.05%.
3. The detail for all areas of tax is shown on the attached graphs.
- 4.
- 5.

#### c.) Future Plans/New Initiatives

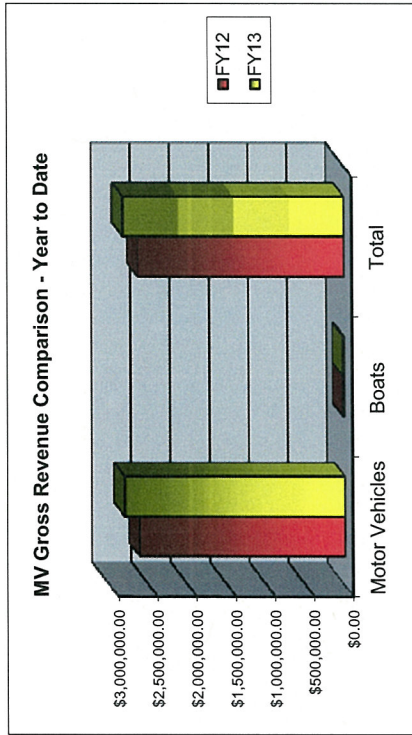
1. The next Tax Commission meeting is scheduled for March 13, 2013 at 4:30 pm in the CNTC Conference room.
2. We are working with CNE on a process for implementation of the new tax exempt legislation for Cherokee veterans. We will keep you updated on the progress of the implementation.
- 3.
- 4.
- 5.



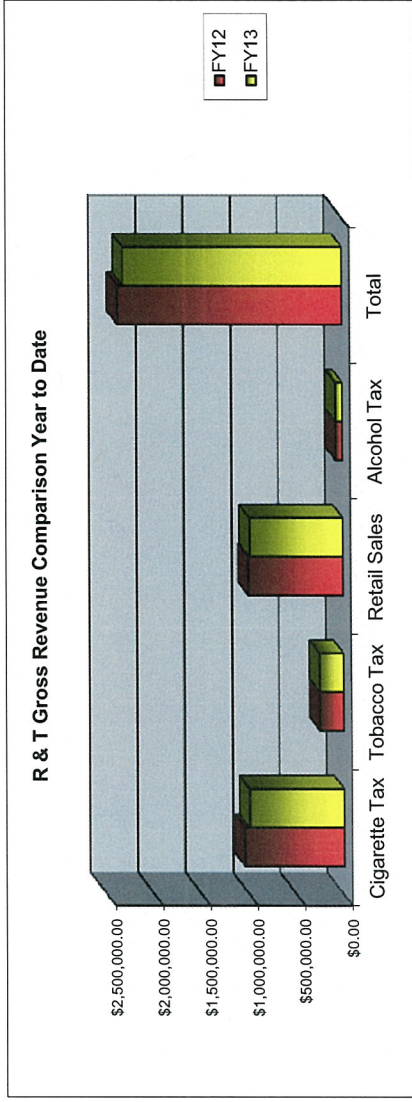
CHEROKEE NATION TAX COMMISSION

JANUARY 2013

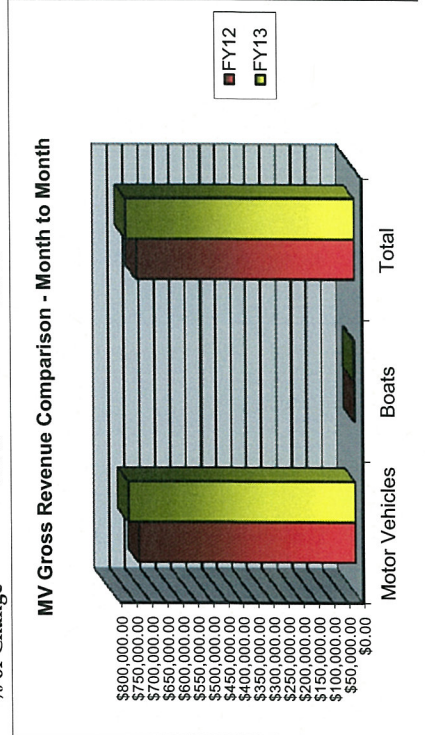
	Motor Vehicles	Boats	Total
FY12	\$2,625,352.63	\$17,402.54	\$2,642,755.17
FY13	\$2,813,024.10	\$16,055.67	\$2,829,079.77
% of Change	7.15%	-7.74%	7.05%



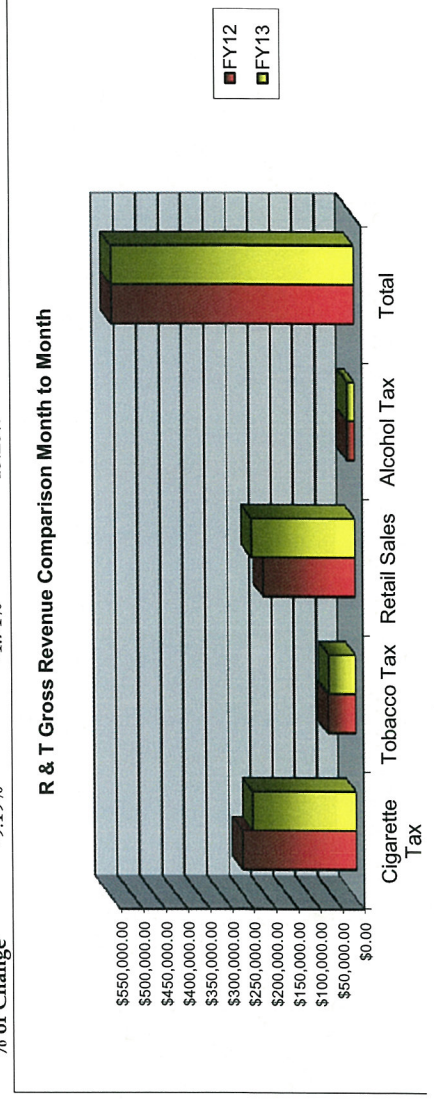
	Cigarette Tax	Tobacco Tax	Retail Sales	Alcohol Tax	Total
FY12	\$1,050,381.02	\$252,036.30	\$1,005,831.19	\$73,746.77	\$2,381,995.28
FY13	\$1,003,759.83	\$254,258.05	\$994,292.86	\$74,460.35	\$2,326,771.09
% of Change	-4.44%	0.88%	-1.15%	0.97%	-2.32%



	Motor Vehicles	Boats	Total
FY12	\$713,724.21	\$2,669.78	\$716,393.99
FY13	\$747,024.89	\$4,083.20	\$751,108.09
% of Change	4.67%	52.94%	4.85%



	Cigarette Tax	Tobacco Tax	Retail Sales	Alcohol Tax	Total
FY12	\$257,972.14	\$63,487.27	\$206,826.38	\$17,168.11	\$545,453.90
FY13	\$234,257.63	\$60,475.09	\$234,257.63	\$16,730.05	\$545,720.40
% of Change	-9.19%	-4.74%	13.26%	-2.55%	0.05%





**Group: Government Resources    Month/Year of Report: February/March 2013 3/12/13**

**Group Reporter: Vickie Hanvey    Phone: 918-453-5391    Email: [vhanvey@cherokee.org](mailto:vhanvey@cherokee.org)**

**I. Budget Highlights – please refer to Monthly Financial Report**

Description of Budget exceptions: No budget exceptions to report. Government Resources, including Evaluation and Compliance, Self Governance and Grants Administration, is operating at 50% staffing.

**II. Program Highlights**

**a. In brief:**

- 1. HUD Office of Inspector General:** OIG staff completed a review of NAHASDA ARRA funding and submitted to the Nation a draft report on February 4, with a request for responses by February 19, 2013. The report results were that the Nation generally administered its Recovery Act funds according to requirements, there were three recommendations.
- 2. PL102-477:** Feb 6, participated in the 477 workgroup meetings with OMB, HHS, DOI and DOL to address the reporting and auditing issues.
- 3. NAIHC-** Feb 11, participated in the National American Indian Housing Council meetings and legislative day in Washington, DC primarily covering NAHASDA reauthorization.
- 4. DOI Budget Formulation:**
  - Feb 12, participated in the EORO budget meeting with all tribes in the Muskogee regional office. Vickie Hanvey, Cherokee Nation was voted as the TIBC representative for the large tribes. Greg Pitcher, Shawnee Tribe was voted as the TIBC representative for the small tribes.
  - March 1, Clint Hastings prepared written testimony for Muskogee region. Coordinated with EORO and Chickasaw Creative Services to produce a video for Tribal Interior Budget Committee meeting scheduled for March 21.
- 5. Veterans Affairs:** Met with VA officials to discuss MOU negotiations tentatively scheduled for June 2013. This agreement would allow the Nation to receive reimbursements from VA for eligible services provided to veterans. The CN OSG will be submitting a letter of intent in the near future.
- 6. NCAI Executive Session:** Some of the major topics covered included VAWA, Inter-Tribal Organization Tax Initiative, NAHASDA, sequestration, etc. Attended various NCAI meetings including NAHASDA task force for reauthorization.
- 7. HHS Consultation:** Ms. Hanvey represented CN at the HHS Consultation with Secretary Sebelius. Written testimony is in process of submission. ACA implementation, sequestration and budget issues were among the topics of discussion.
- 8. Washington DC Meetings:**
  - Congressman Mullin: Met with legislative assistant regarding NAHASDA reauthorization.
  - DOI: Met with Tommy Thompson, Director of Budget Mgmt
  - HUD: Met with Rodger Boyd, Deputy Assistant Secretary
  - Cornerstone Govt Affairs: Briefing from Cornerstone staff, discussed SG issues
- 9. Contract Disputes Act Claims – IHS CSC:**
  - Updates from Lloyd Miller included as handouts. The Nation could possibly engage in discussions with IHS beginning this summer.
- 10. Coalition FOIA Appeal with IHS:**

- In October 2012 a complaint was filed in District Court of DC for declaratory and injunctive relief under the FOIA to remedy the refusal of the IHS to produce documents depicting agency contract support cost (CSC) data compiled by the agency.
- This case has been dismissed.

**11. DOI Negotiations:**

- The Nation expects to schedule negotiations for a new MFA in June 2013.
- Agreement with DOI to address issue of Delaware funding through the CN compact.

**12. Center for Native American Youth:** Attended Champions for Change Reception where Cierra Fields, a Cherokee youth from Ft Gibson was recognized.

**b. ARRA:**

**Reporting/Training:**

1. Reporting to FederalReporting.gov.

- Responded to various emails and comments from agencies regarding reports submitted.
- 2012 Qtr 4 ARRA Section 1512 reports completed. See 12/31/2012 ARRA Summary for details.

**Program Updates:**

2. Met with various programs and administration regarding status of various ARRA projects.

- HUD OIG review completed on NAHASDA ARRA.

**c. Brief on future plans/any new initiatives**

**IHS:**

1. Funding Allocation Analysis 2012
2. Update of IHS Carryover analysis.
3. Analysis and review of Area and Headquarters funding tables.
4. Review of the IHS CSC Shortfall report data.

**DOI:**

5. Working with EORO to close grants/contacts out of P638 system.
6. Real Estate Services to be incorporated into TDE project.
7. Update of DOI Carryover analysis.
8. PL102-477: A National workgroup has been assembled to address the reporting and auditing issues raised by HHS. Officials from OMB, DOI, HHS and DOL and tribal representatives continue to meet. Tribes are addressing these issues both administratively and legislatively.


**Other SG Participation:**

9. TIBC EORO Representative
10. National DOI Tribal Data Management pilot project.
11. National Title VI workgroup to further SG within HHS.
12. National Title IV workgroup with DOI SGAC.
13. National DOI CSC workgroup.
14. National DOI Funding Formula Matrix workgroup for SGAC.
15. Oklahoma SG Coalition representation of SG issues specific to Oklahoma.

**d. Announcements**

**e. Other**

1. Attend meetings as a Member of the Policy Council serving the Early Childhood Unit HeadStart Program.
2. Participate in regular meetings of the Strategic Budget Committee and assist in the review of budget proposals in an advisory capacity.



ᑭᑦᑭᑦᑭ ᑤᑭᑦᑭ ᑭᑦᑭᑦᑭ ᑤᑭᑦᑭᑦᑭ  
Cherokee Nation Gaming Commission

Director's Report

3 april 2013

Gaming Commission

- ∞ A new employee, Judd Pickering, started this month as a Gaming Agent in Catoosa.
- ∞ A meeting was held with CNE to go over recent changes to the Tribal Internal Control Standards (TICS). Future meetings will focus on the revisions to CNE policy and procedure that will be required in order to meet the NIGCs 1 October 2013 compliance deadline.
- ∞ A meeting is scheduled for 16 April 2013 with the Employee Services department to go over the changes to the licensing regulation and new applications.
- ∞ Final authorization from the Cherokee Nation Purchasing Department is all that is needed to move from paper gaming license applications to electronic applications. The hope is to have the new application available for use by June.

Cherokee Nation Entertainment

- ∞ The Oklahoma Department of Transportation (ODOT) approved road improvements at the Fort Gibson Casino location.
- ∞ CNE is waiting on approval from ODOT for an exit at the proposed South Coffeerville location before that project moves forward.



## National Indian Gaming Commission

- ∞ A proposed rule for revising the Minimum Internal Control Standards was published on 20 February 2013; comments on the proposed standards are due 22 April 2013.
- ∞ Associate Commissioner Dan Little was reappointed on 26 March 2013 for another three (3) term.

## Other Events

- ∞ The Indian Tribal Government division of the IRS published an article in their January newsletter regarding Revenue Ruling 2012-18, which provided guidance to employers on taxes on tips and a differentiation between a "tip" and a "service charge." The article and Ruling were provided to CNE for their review and possible use in revising their associated tip policies and procedures.
- ∞ A replica of the cupola that was once a part of the Cherokee Nation Capitol Building, now the District Courthouse, will be placed atop of the building on Thursday, 4 April 2013.



## 2013 COMPACT FEE PAYMENTS

	State	Fair Meadows	OHRC	Sub-Total	YTD
Jan	\$ 871,790.13	\$ 56,504.52	\$ 183,955.27	\$ 1,112,249.92	\$ 1,112,249.92
Feb	\$ 1,200,965.36	\$ 56,254.50	\$ 205,997.05	\$ 1,463,216.91	\$ 2,575,466.83
Mar	\$ -	\$ -	\$ -	\$ -	\$ 2,575,466.83
Apr	\$ -	\$ -	\$ -	\$ -	\$ 2,575,466.83
May	\$ -	\$ -	\$ -	\$ -	\$ 2,575,466.83
June	\$ -	\$ -	\$ -	\$ -	\$ 2,575,466.83
July	\$ -	\$ -	\$ -	\$ -	\$ 2,575,466.83
Aug	\$ -	\$ -	\$ -	\$ -	\$ 2,575,466.83
Sept	\$ -	\$ -	\$ -	\$ -	\$ 2,575,466.83
Oct	\$ -	\$ -	\$ -	\$ -	\$ 2,575,466.83
Nov	\$ -	\$ -	\$ -	\$ -	\$ 2,575,466.83
Dec	\$ -	\$ -	\$ -	\$ -	\$ 2,575,466.83
YTD Adj.	\$ -	\$ -	\$ -	\$ -	\$ 2,575,466.83
	<b>\$ 2,072,755.49</b>	<b>\$ 112,759.02</b>	<b>\$ 389,952.32</b>	<b>\$ 2,575,466.83</b>	

NIGC Fee Payments	
March	\$ 73,629.60
June	\$ -
September	\$ -
December	\$ -
<b>TOTAL</b>	<b>\$ 73,629.60</b>

<b>Total Compact &amp; NIGC Fee Payments</b>	<b>\$ 2,649,096.43</b>
--	------------------------

## COMPACT FEE PAYMENT SUMMARY

	State	Fair Meadows	OHRC	Sub-Total	LTD
2005	\$ 2,948,594.00	\$ 500,040.00	\$ 1,478,858.36	\$ 4,927,492.36	\$ 4,927,492.36
2006	\$ 7,629,889.06	\$ 1,788,222.63	\$ 7,238,117.75	\$ 16,656,229.44	\$ 21,583,721.80
2007	\$ 11,472,065.73	\$ 962,047.93	\$ 4,573,604.66	\$ 17,007,718.32	\$ 38,591,440.12
2008	\$ 11,656,274.15	\$ 765,407.17	\$ 3,457,394.08	\$ 15,879,075.40	\$ 54,470,515.52
2009	\$ 12,258,076.70	\$ 749,466.52	\$ 2,393,709.96	\$ 15,401,253.18	\$ 69,871,768.70
2010	\$ 12,530,548.89	\$ 654,902.38	\$ 2,245,073.51	\$ 15,430,524.78	\$ 85,302,293.48
2011	\$ 12,842,971.99	\$ 624,666.63	\$ 2,263,371.18	\$ 15,731,009.80	\$ 101,033,303.28
2012	\$ 13,191,133.21	\$ 635,500.83	\$ 2,429,283.07	\$ 16,255,917.11	\$ 117,289,220.39
2013	\$ 2,072,755.49	\$ 112,759.02	\$ 389,952.32	\$ 2,575,466.83	\$ 119,864,687.22
	<b>\$ 86,602,309.22</b>	<b>\$ 6,793,013.11</b>	<b>\$ 26,469,364.89</b>	<b>\$ 119,864,687.22</b>	



---

LICENSING SUMMARY

---

Location	Key Employee	PMO	Operational	Total
Roland	145	93	48	286
Ramona	99	36	37	172
Catoosa	857	305	519	1,681
Catoosa - SS	8	2	-	10
WSS	394	161	230	785
Tahlequah	134	62	34	230
Sallisaw	68	31	27	126
Ft. Gibson	90	25	33	148
WRD	76	28	31	135
Corporate	117	148	5	270
CNGC	-	56	-	56
Toby Keith	-	-	99	99
CN Day Worker	-	-	55	55
<b>TOTALS</b>	<b>1,988</b>	<b>947</b>	<b>1,118</b>	<b>4,053</b>

---

VENDOR LICENSES

---

Entity	Class A	Class B	Class C	Exempt	Total
Companies	73	76	1	34	184
Individuals	467	156	3		626



GAMING MACHINES

Vendor	Catoosa	Cat SS	Ft. Gibson	Roland	Sallisaw	WSS	WSS SS	Ramona	Tahl.	Totals
<b>CLASS II</b>										
AGS	20	-	10	17	6	18	-	4	12	87
VGT	956	52	273	275	104	482	93	297	174	2,706
<b>Sub-Total</b>	<b>976</b>	<b>52</b>	<b>283</b>	<b>292</b>	<b>110</b>	<b>500</b>	<b>93</b>	<b>301</b>	<b>186</b>	<b>2,793</b>
<b>COMPACT</b>										
Ainsworth	-	-	-	-	-	6	-	-	-	6
Aristocrat	79	10	8	6	-	80	-	12	4	199
Aruze	12	-	12	-	-	-	-	6	-	30
Atronic						8				8
Bally	292	6	32	73	27	127	18	44	38	657
IGT	584	5	75	158	88	373	24	52	110	1,469
Konami	79	-	16	22	12	66	6	32	16	249
Multimedia	20	-	14	4	-	28	-	10	10	86
Lightning	6	-	-	3	-	6	-	-	-	15
Nova	9	-	-	-	-	-	-	-	9	18
Speilo	5	-	-	-	-	-	-	-	-	5
T3	-	-	-	-	-	27	-	-	-	27
Tablemax	-	-	-	5	-	-	-	-	-	5
WMS	303	9	51	63	29	136	8	37	42	678
<b>Sub-Total</b>	<b>1,389</b>	<b>30</b>	<b>208</b>	<b>334</b>	<b>156</b>	<b>857</b>	<b>56</b>	<b>193</b>	<b>229</b>	<b>3,452</b>
<b>Total</b>	<b>2,365</b>	<b>82</b>	<b>491</b>	<b>626</b>	<b>266</b>	<b>1,357</b>	<b>149</b>	<b>494</b>	<b>415</b>	<b>6,245</b>
<b>Class II</b>	976	52	283	292	110	500	93	301	186	2,793
% of floor	41.27%	63.41%	57.64%	46.65%	41.35%	36.85%	62.42%	60.93%	44.82%	44.72%
<b>Compact</b>	1,389	30	208	334	156	857	56	193	229	3,452
% of floor	58.73%	36.59%	42.36%	53.35%	58.65%	63.15%	37.58%	39.07%	55.18%	55.28%
<b>TOTAL</b>	<b>2,365</b>	<b>83</b>	<b>492</b>	<b>626</b>	<b>266</b>	<b>1,357</b>	<b>150</b>	<b>495</b>	<b>415</b>	<b>6,245</b>

CARD / TABLE GAMES



<b>Table Games</b>				
<b>Game</b>	<b>Catoosa</b>	<b>Roland</b>	<b>WSS</b>	<b>Total</b>
Poker	12	8	8	28
3-Card Poker	1	1	1	1
Progressive 3-Card P	2	1	2	5
Ult. Texas Hold'em	3	-	1	4
Progressive UTH	2	1	1	4
Blackjack	17	3	13	33
21 +3	4	1	1	6
Roulette	3	-	2	5
Craps	1	-	-	1
<b>Total</b>	<b>45</b>	<b>15</b>	<b>29</b>	<b>89</b>