

Group: Election Commission

Month/Year of Report: January 2014

Group Leader:

Phone: 918-458-5899

E-mail: election-commission@cherokee.org

I. Budget Highlights

- a.) Starting the planning process for the FY2015 Budget
- b.)
- c.)

II. Program Highlights

a.) Balanced Scorecard Measures

1. NA
- 2.
- 3.

b.) Accomplishments

1. CNEC has completed the interview process for two Clerk positions and new staff will be welcomed to the Election office in February.
2. . Commissioners and staff attended community meetings to provide registration, voter education to the Cherokee citizens. Registration applications are received and processed when they are returned to the office, and the voter is notified of their status
3. Relinquished and deceased from Tribal Registration are current through December

c.) Future Plans/New Initiatives

1. . Commissioners and staff will continue to attend community meetings and make voter registration and deceased forms available to the Cherokee citizens. This will keep our voter registration Data base current for the 2015 elections.
2. Process voter registration forms and deceased notifications, and file in the central file of registrations.
Registrations are coming in on a daily basis through the mail, walk-in, and interoffice. They are being processed as they come in as to keep this up to date.

3. The Commission approved the enhancements of Chronicle our voter registration database so that it will interact with the new voting equipment updates have been submitted and and progress will commence in March 2014. With the interaction between the two, reports and election setup will provide information to allow the correct information to be printed for the 2015 elections. Also with the enhancements all registration applications will be able to be entered into the data base (a special section that will keep them separate from the activated voters) but not go into the database as a registered voter until registration opens after the election is finished.

4.

5.



CHEROKEE NATION TRIBAL COUNCIL RULES COMMITTEE REPORT

Group: Tax Commission

Month/Year of Report: February, 2014

Group Leader: Sharon Swepston

Phone:

E-mail: Sharon-sweepston@cherokee.org

I. Budget Highlights

- a.) Please refer to the monthly financial report from Finance.

II. Program Highlights

a.) Motor Vehicle

1. Year to Date Motor Vehicle revenue for FY14 compared to FY13 as of December 31st 2013 & December 31st 2012, had an overall increase of 16.94%.
2. The month to month revenue comparison for December 2012 (FY13) compared to December 2013 (FY14) shows an increase of 23.85%.
3. The detail for all areas of revenue for motor vehicle is shown on the attached graphs.
4. In November there were 765 new tags issued December 588 and in January 743 in the Extended Jurisdictional Boundary area.

b.) Revenue and Taxation Division

1. Year to Date Revenue and Taxation (Tobacco) for FY14 compared to FY13 as of December 31st 2013 & December 31st 2012, had an overall increase of 1.68% due to the increase in retail sales tax.
5. A month to month revenue comparison December 2012 (FY13) compared to December 2013 (FY14) shows a decrease of 8.70%.
3. The detail for all areas of tax is shown on the attached graphs.

c.) Future Plans/New Initiatives

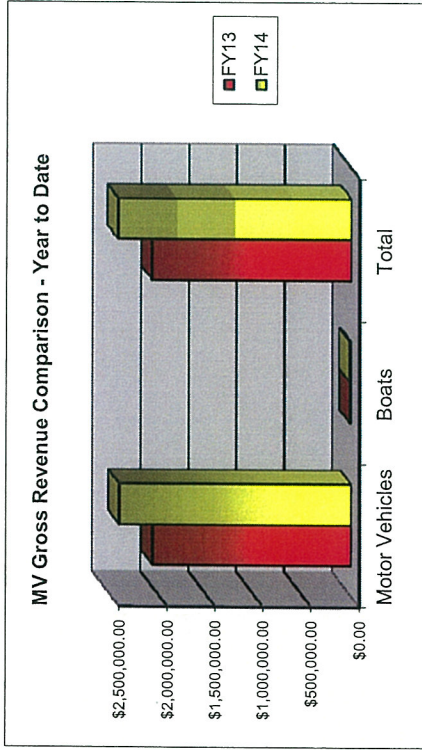
1. The next Tax Commission meeting is scheduled for March 12, 2014 at 4:30 pm in the CNTC Conference room.
2. The Veterans Sales Tax Exemption Cards have been mailed out to all qualified applicants. As of February 12, 2014 we have mailed out 87 Veteran Sales Tax Exemption Cards. CNE has implemented their upgraded system to process the new sales tax exemptions for Cherokee veterans.
3. We have received our December report and payment from the State of Oklahoma and rebates are scheduled to be distributed to the retailers by February 14, 2014.



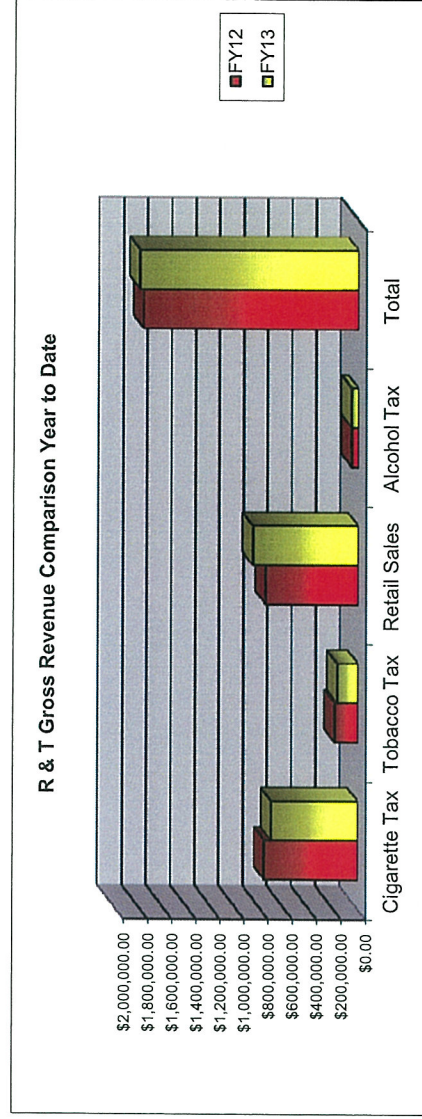
CHEROKEE NATION TAX COMMISSION

DECEMBER, 2013

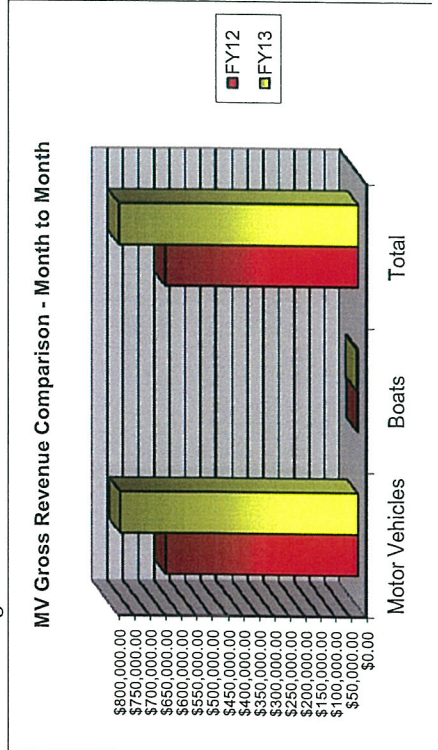
	Motor Vehicles	Boats	Total
FY13	\$2,064,641.34	\$11,972.47	\$2,076,613.81
FY14	\$2,412,852.32	\$15,559.29	\$2,428,411.61
% of Change	16.87%	29.96%	16.94%



	Cigarette Tax	Tobacco Tax	Retail Sales	Alcohol Tax	Total
FY12	\$769,502.20	\$193,782.96	\$760,035.23	\$57,730.30	\$1,781,050.69
FY13	\$712,463.29	\$171,322.79	\$869,938.80	\$57,165.82	\$1,810,890.70
% of Change	-7.41%	-11.59%	14.46%	-0.98%	1.68%



	Motor Vehicles	Boats	Total
FY12	\$622,153.09	\$2,049.76	\$624,202.85
FY13	\$768,506.61	\$4,552.99	\$773,059.60
% of Change	23.52%	122.12%	23.85%



	Cigarette Tax	Tobacco Tax	Retail Sales	Alcohol Tax	Total
FY12	\$243,063.37	\$63,374.74	\$258,255.08	\$22,716.40	\$587,409.59
FY13	\$242,791.38	\$26,767.35	\$245,356.94	\$21,359.98	\$536,275.65
% of Change	-0.11%	-57.76%	-4.99%	-5.97%	-8.70%

