



GWYᎠ DBᎿ

CHEROKEE NATION<sup>®</sup>  
HUMAN SERVICES

TRIBAL COUNCIL  
MONTHLY REPORT

June 2021

## JENNIFER KIRBY

Interim Executive Director

Email: [jennifer-kirby@cherokee.org](mailto:jennifer-kirby@cherokee.org)

Phone: (918) 453-5150

## TRICIA PEOPLES

Senior Director of Child Care & Development

Email: [tricia-peoples@cherokee.org](mailto:tricia-peoples@cherokee.org)

Phone: (918) 453-5045

## JENNIFER KIRBY

Interim Director of Family Assistance

Email: [jennifer-kirby@cherokee.org](mailto:jennifer-kirby@cherokee.org)

Phone: (918) 453-5150

## LOU STRETCH

Senior Director of Indian Child Welfare

Email: [lou-stretch@cherokee.org](mailto:lou-stretch@cherokee.org)

Phone: (918) 453-7480

## KARA PASQUA

Director of Child Support Services

Email: [kara-pasqua@cherokee.org](mailto:kara-pasqua@cherokee.org)

Phone: (918) 453-4127

## LINDA VANN

Director of Youth Services & Special Projects

Email: [linda-vann@cherokee.org](mailto:linda-vann@cherokee.org)

Phone: (918) 458-4440

## PENNY NORSEWORTHY

Director of Finance

Email: [penny-norseworthy@cherokee.org](mailto:penny-norseworthy@cherokee.org)

Phone: (918) 453-5375

EMPLOYEES	391.5
VACANCIES	89
VOLUNTEERS	25



GWYD DBF  
**CHEROKEE NATION<sup>®</sup>**  
**HUMAN SERVICES**

**TRIBAL COUNCIL MONTHLY REPORT**

# TABLE OF CONTENTS

<u>Cherokee First</u>		<u>4</u>
Community Youth .....		4
Community Adult .....		4
 <u>Child Care &amp; Development</u>		 <u>5 – 6</u>
Child Care Development Centers .....		5
Subsidy .....		5
Resource & Referral .....		6
Licensing & Monitoring .....		6
Home Visiting .....		6
 <u>Family Assistance</u>		 <u>7 – 11</u>
Food Distribution .....		7
BIA Social Services .....		8
Burial Assistance .....		8
Elder Services .....		9
LIHEAP .....		10
NAHASDA .....		10
Tribal Emergency Assistance.....		11
School Clothing Programs .....		11
 <u>Indian Child Welfare</u>		 <u>12 – 16</u>
Programs with Court Interaction .....		12 – 13
Eligibility Notices, Prevention, & Intervention .....		14
Child Protective Services .....		15
Certification & Placement Services .....		16
 <u>Office of Child Support</u>		 <u>17 – 18</u>
 <u>Youth Services &amp; Special Projects</u>		 <u>19 – 20</u>
John A. Ketcher Youth Services Center .....		19
Youth Services .....		19 – 20

# CHEROKEE FIRST

ADMINISTRATIVE OFFICER – JANELL SMITH

PROGRAMS:

Community Youth

Community Adult

EMPLOYEES 4

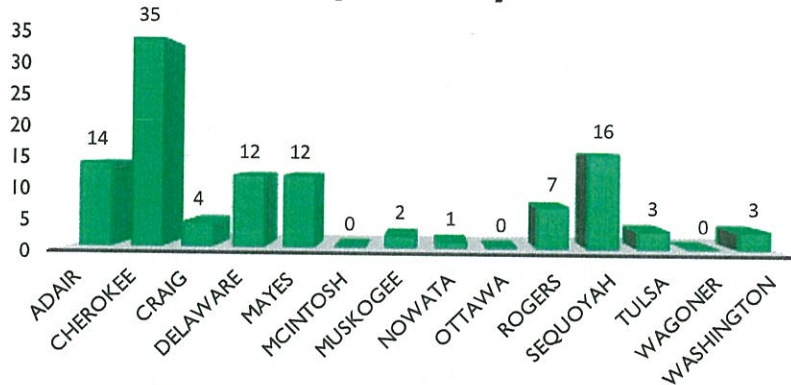
VACANCIES 0

VOLUNTEERS 2

**Total Amount Distributed This Month: \$28,400**

## Community Youth

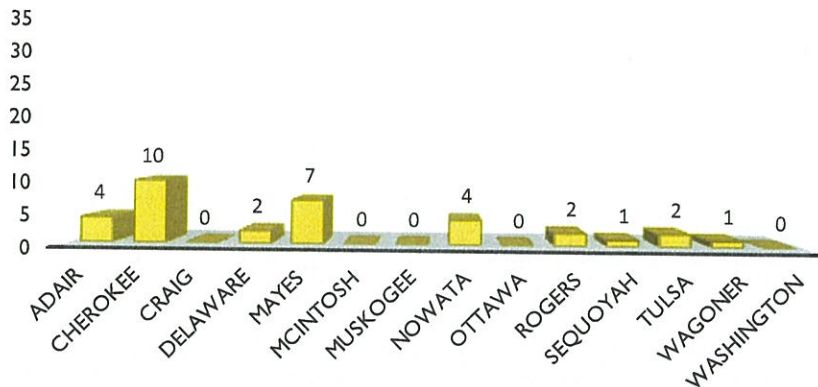
### Community Youth Applications by County



Total Number of Youth Clients: 109

## Community Adult

### Community Adult Applications by County



Total Number of Adult Clients: 33

# CHILD CARE & DEVELOPMENT

SENIOR DIRECTOR – TRICIA PEOPLES

## PROGRAMS:

Child Care Development Centers

Subsidy

Resource & Referral

Licensing & Monitoring

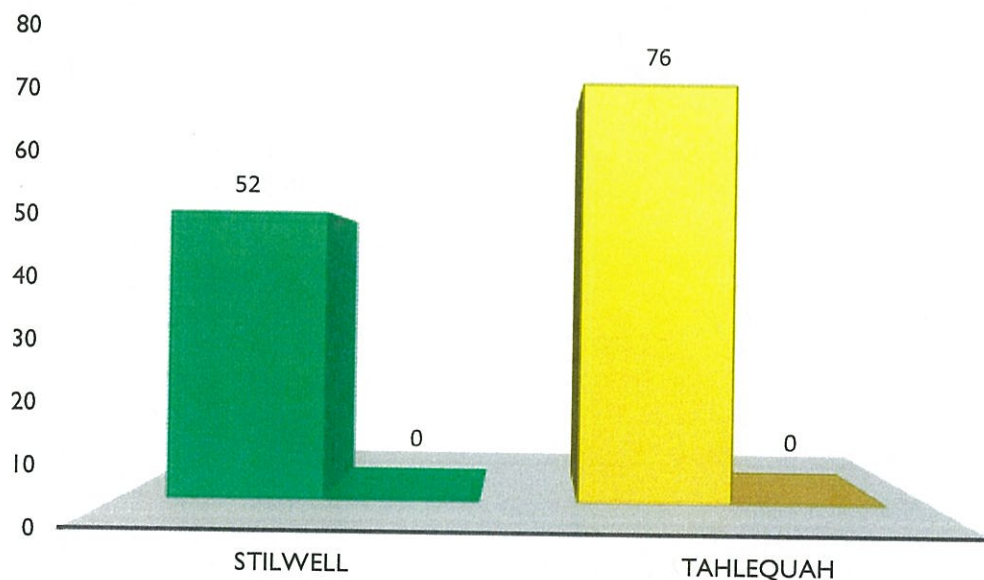
Home Visiting

EMPLOYEES 115

VACANCIES 22

VOLUNTEERS 0

## Child Care Development Centers



## Subsidy

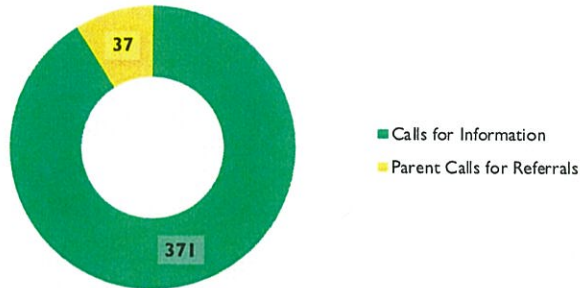
Children Receiving	1,931
Amount Distributed	\$1,354,691
Average Distribution Per Child	\$701.55

## Resource & Referral

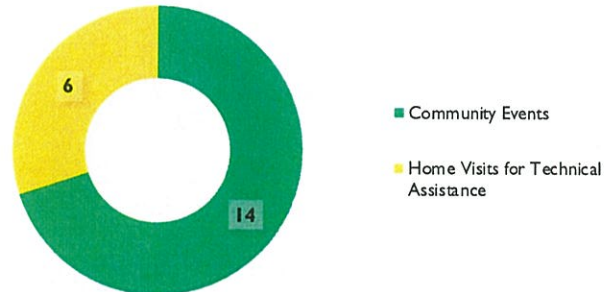
Children Receiving Home Visits 10

Trainings for the Month 14

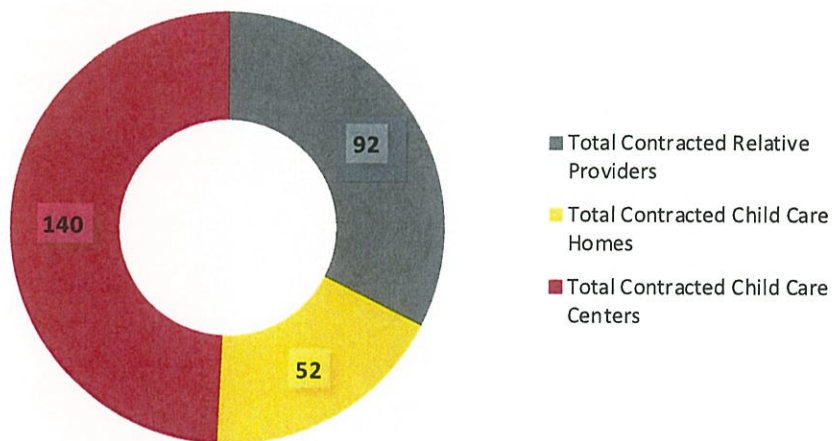
### Calls Received



### Program Efforts



## Licensing & Monitoring



## Home Visiting

Home Visits 32

Total Clients 19

New Clients 3

Total Number of Graduates 1

Total Enrolled Overall 10

# FAMILY ASSISTANCE

INTERIM DIRECTOR – JENNIFER KIRBY

PROGRAMS:

- Food Distribution
- BIA Social Services
- Burial Assistance
- Elder Services
- LIHEAP
- NAHASDA
- Tribal Emergency Assistance
- School Clothing Assistance

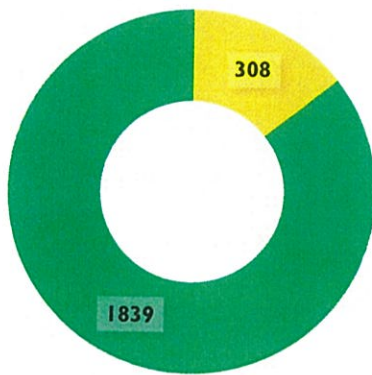
EMPLOYEES 119  
VACANCIES 2  
VOLUNTEERS 23

## Food Distribution

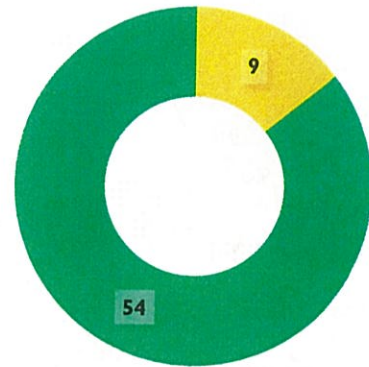


# BIA Social Services

## General Assistance

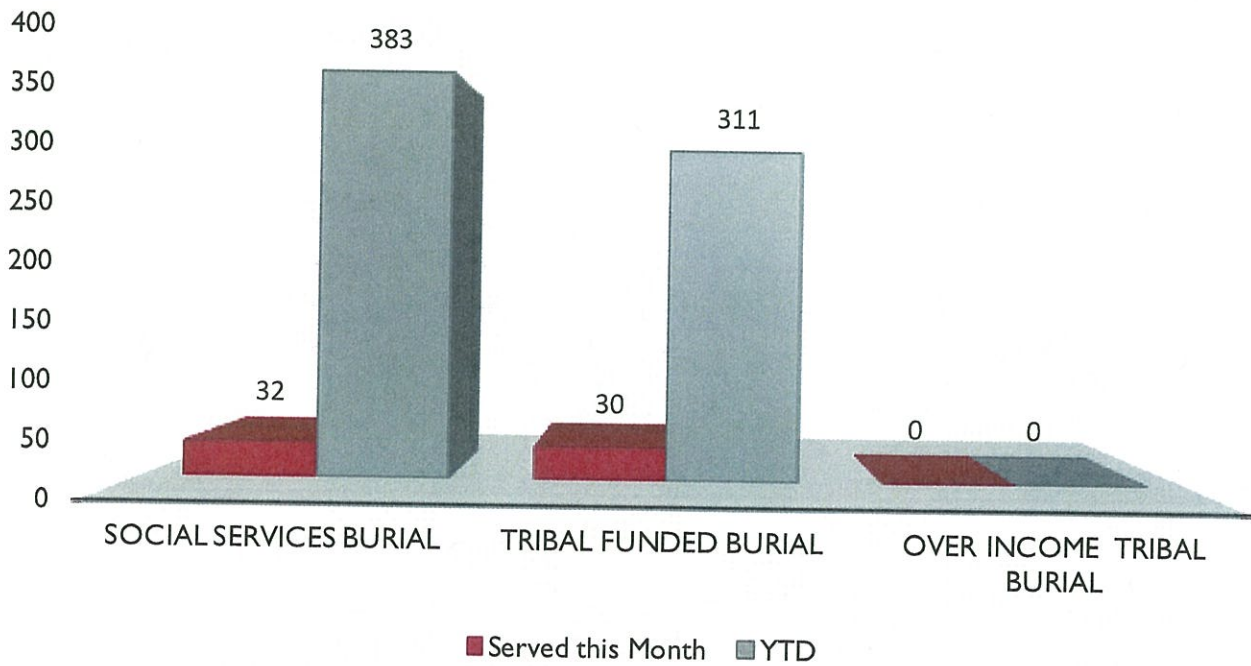


## Emergency Assistance



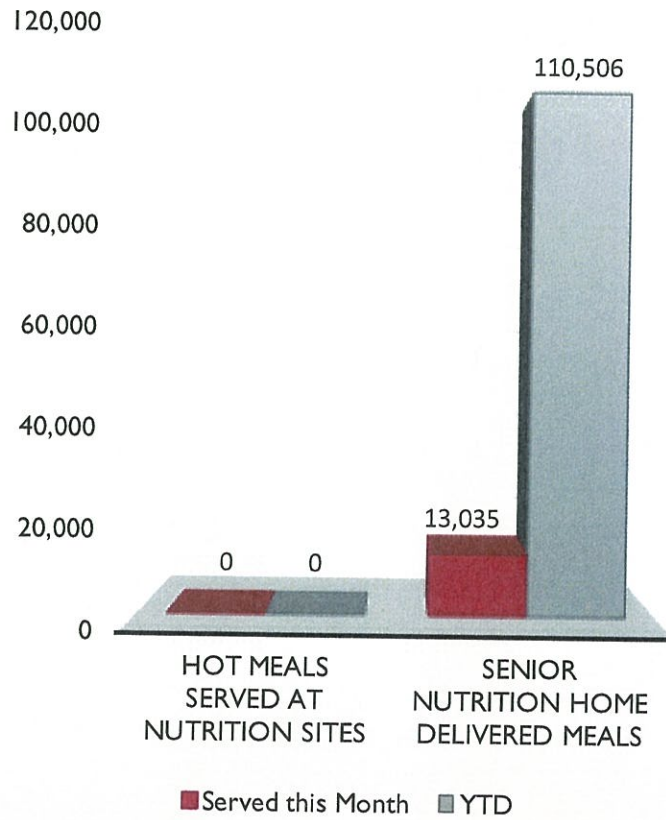
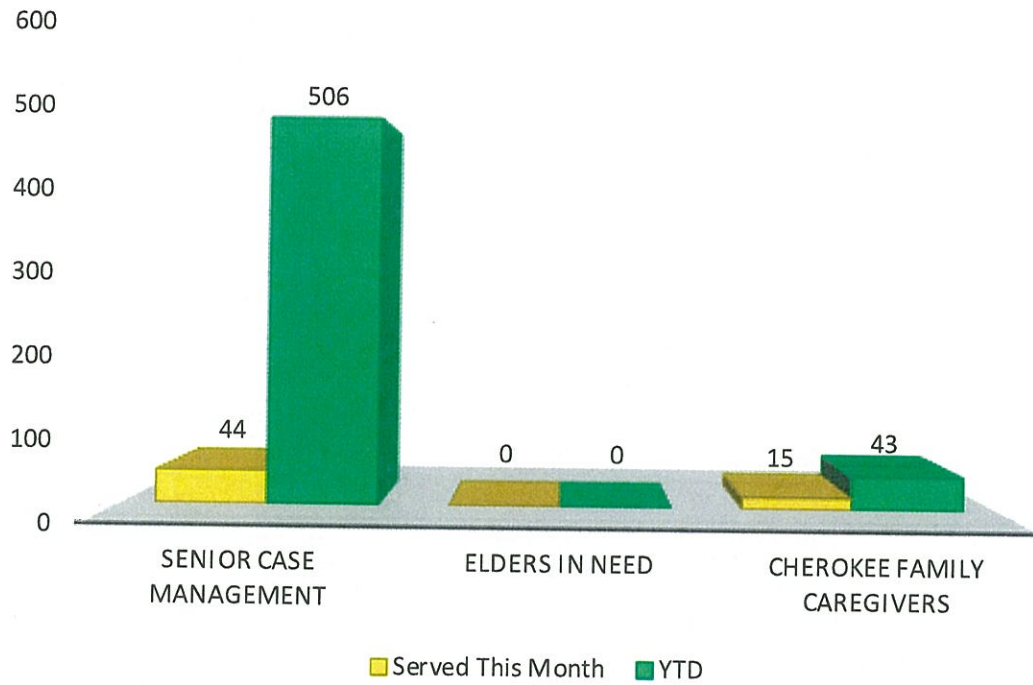
■ Served this Month  
■ YTD

# Burial Assistance

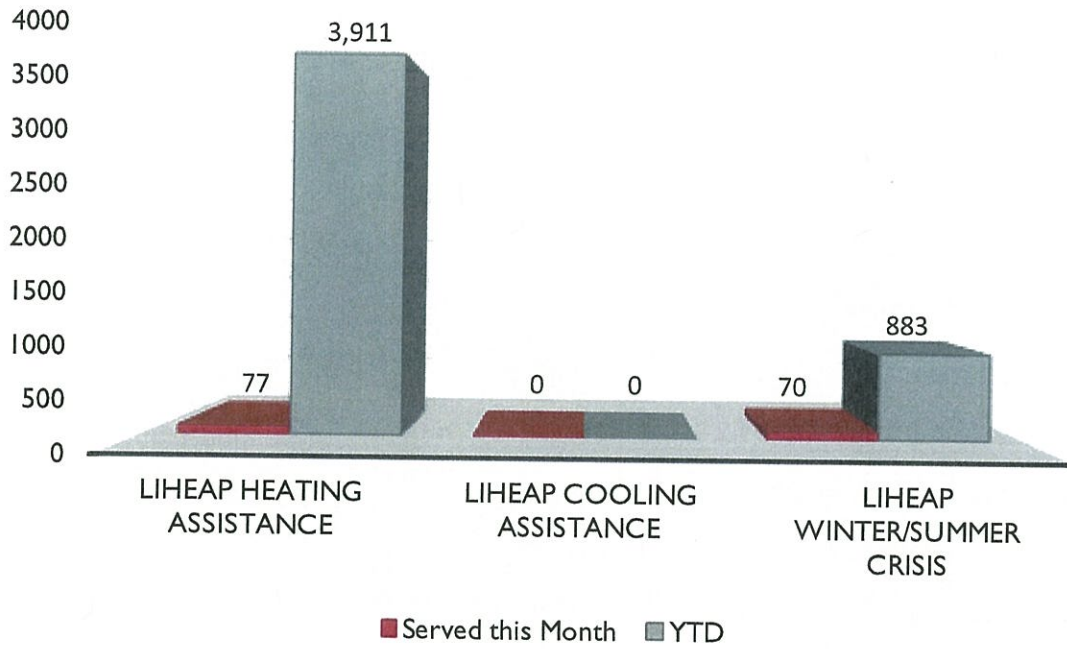




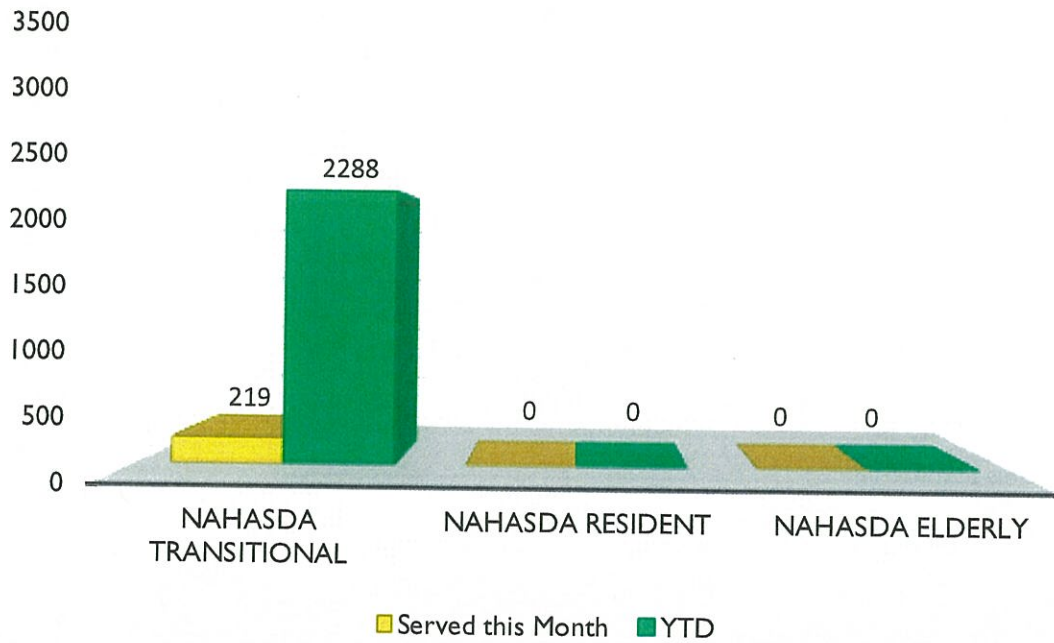
# Elder Services



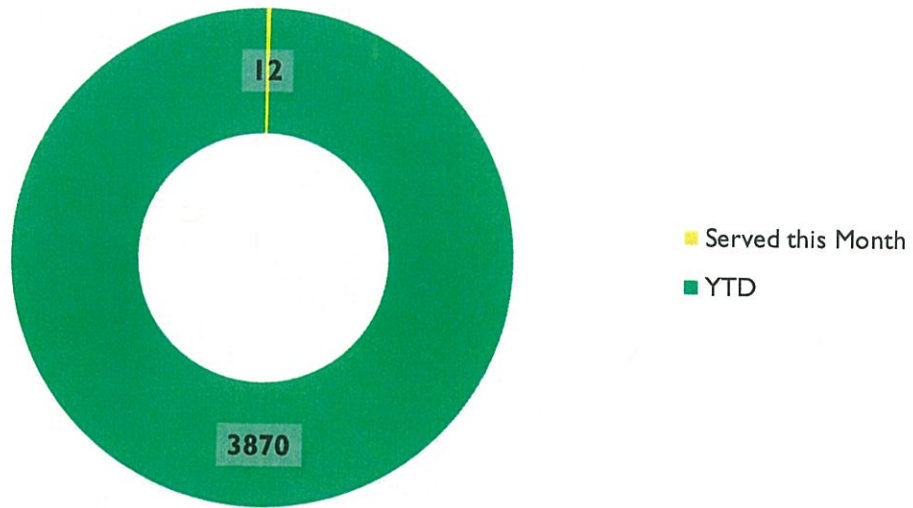
# LIHEAP



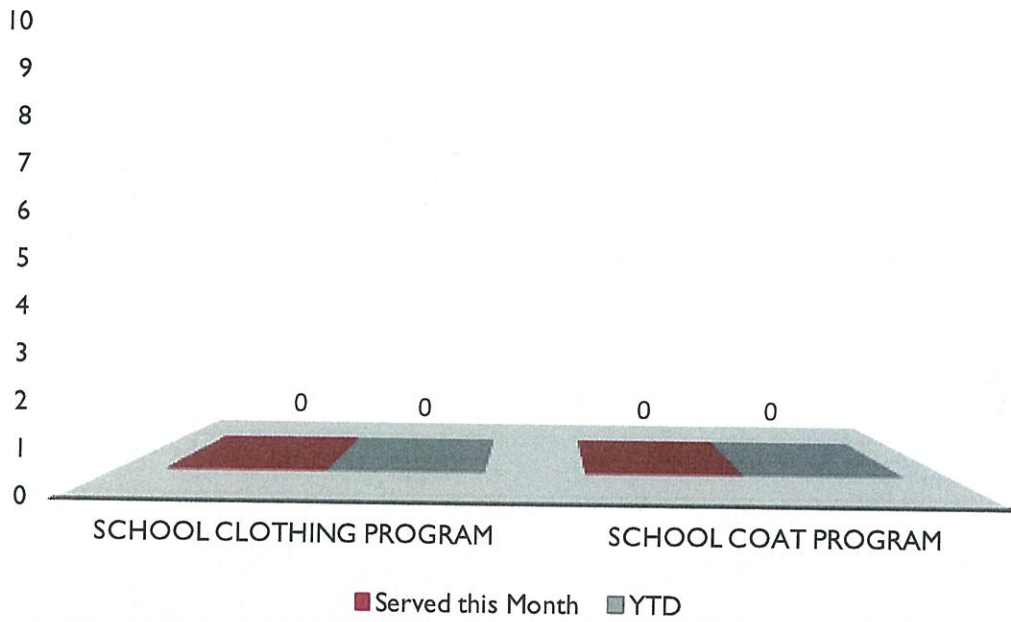
# NAHASDA



## Tribal Emergency Assistance



## School Clothing Assistance



# INDIAN CHILD WELFARE

SENIOR DIRECTOR – LOU STRETCH

PROGRAMS:	EMPLOYEES	103
Programs with Court Interaction	VACANCIES	58
Eligibility Notices, Prevention, & Intervention	VOLUNTEERS	0
Child Protective Services		
Certification & Placement Services		

## Programs with Court Interaction

### **OCAPS: Out-Of-District Court Advocacy and Permanency Services**

- Involved in child welfare cases in non-jurisdiction counties in Oklahoma and all 50 states.
- Most work is done telephonically or electronically.
- Emphasis on education about the Indian Child Welfare Act and ensuring States comply with it.

### **SCAPS: State Court Advocacy and Permanency Services**

- Involved in child welfare cases inside the 14 counties of which all or part are within the jurisdiction of the Nation.
- Emphasis on education about the Indian Child Welfare Act and ensuring OKDHS compliance, and sometimes provide Tribal Foster Homes.
- Provides services to the families when OKDHS fails to do so or as an alternative to OK DHS services.

### **TCAPS: Tribal Court Advocacy and Permanency Services**

- Involved in child welfare cases which are wholly under the jurisdiction of the Nation and OKDHS is not involved.
- These cases originate on Indian Country or are transferred in from State district courts. Hearings are held at our Tribal Court House. Tribal Foster Homes are fully utilized.

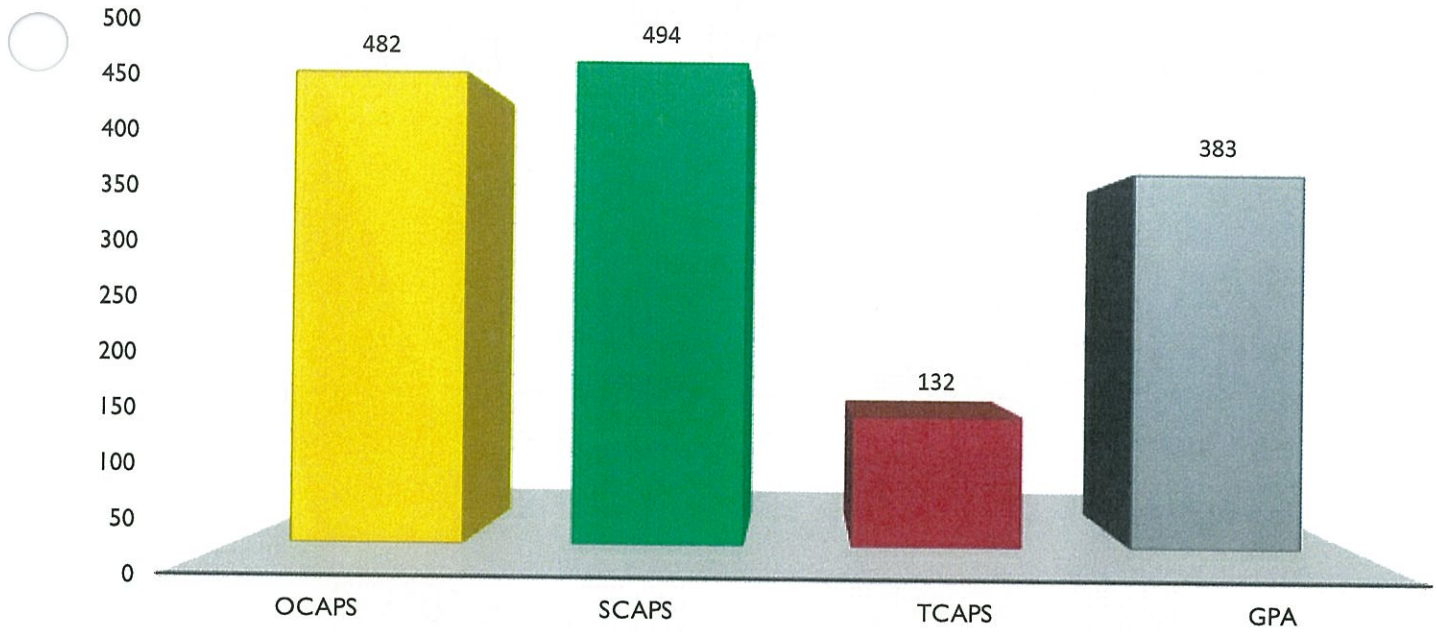
### **GPA: Guardianships and Private Adoptions**

- Involved in civil adoption cases to include voluntary adoption, involuntary adoption and birth parent adoptions.
- Monitors Guardianships and Private Adoptions for compliance with the Indian Child Welfare Act and the best interests of children.
- Serves Cherokee children and their families in Tribal Courts and State Courts throughout the United States.

### **CPS: Child Protective Services**

- Receives referrals involving allegations of maltreatment of Cherokee children.
- Investigates allegations of child maltreatment in Indian Country and co-investigates with DHS in some counties when Cherokee children are involved.

## 1,491 Children with Assigned ICW Workers

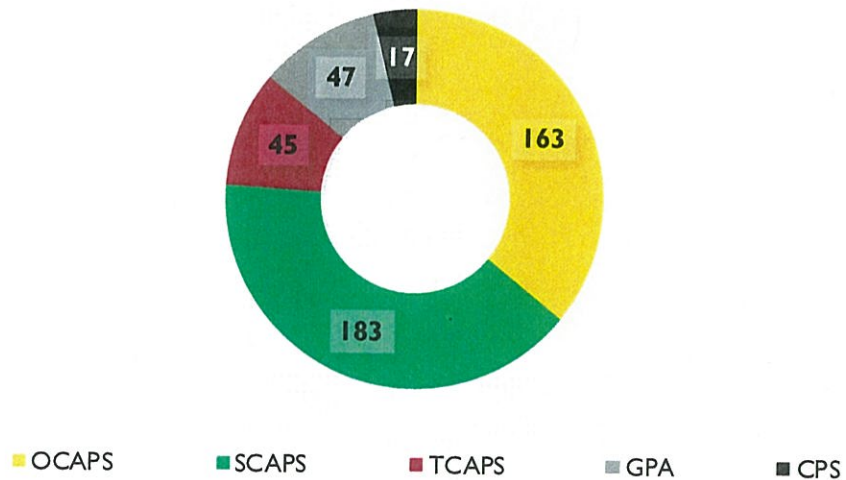


### In June

Indian Child Welfare workers went to court 455 times on behalf of Cherokee children and families.

Indian Child Welfare staff worked on cases in 32 states.

## Court Appearances



## Eligibility Notices, Prevention, & Intervention

When a county or state's child welfare agency gets involved in the life of a family that they suspect to be Cherokee, they are required by the Indian Child Welfare Act (ICWA) to send notice to the tribe. The tribe must then reply to confirm or deny whether the children are members of (or eligible to become members of) the tribe.

Currently, with 6 case workers processing approximately 200-300 pieces of mail per month, response times may vary due to vacancies and depending on the amount of mail received. The tribe has a goal of responding between 45-60 days.

In June

Cherokee Nation received:

497 notices involving 905 children from the State of Oklahoma.

969 notices involving 1,577 children from locations outside of Oklahoma.

1,466 notices involving 2,482 children in total.

The average response-to-notice time this month was 107 days.

Indian Child Welfare Family Protection Services Unit (FPS) assists families in need of hands-on training to correct the conditions that lead to children being removed from their home. These services often include completing a 28-week parenting program that discusses topics like discipline, nutrition, budgeting, and housekeeping. We primarily assist all our tribal CAPS cases but can assist in state cases when a request is made. This helps ensure that families have the tools they need to be reunited. We have also added the Triple P Parenting curriculum to our program.

In June

FPS served 11 children and 7 families.

# Child Protective Services

In June

Child Protective Services (CPS) received 402 referrals of child abuse/neglect.

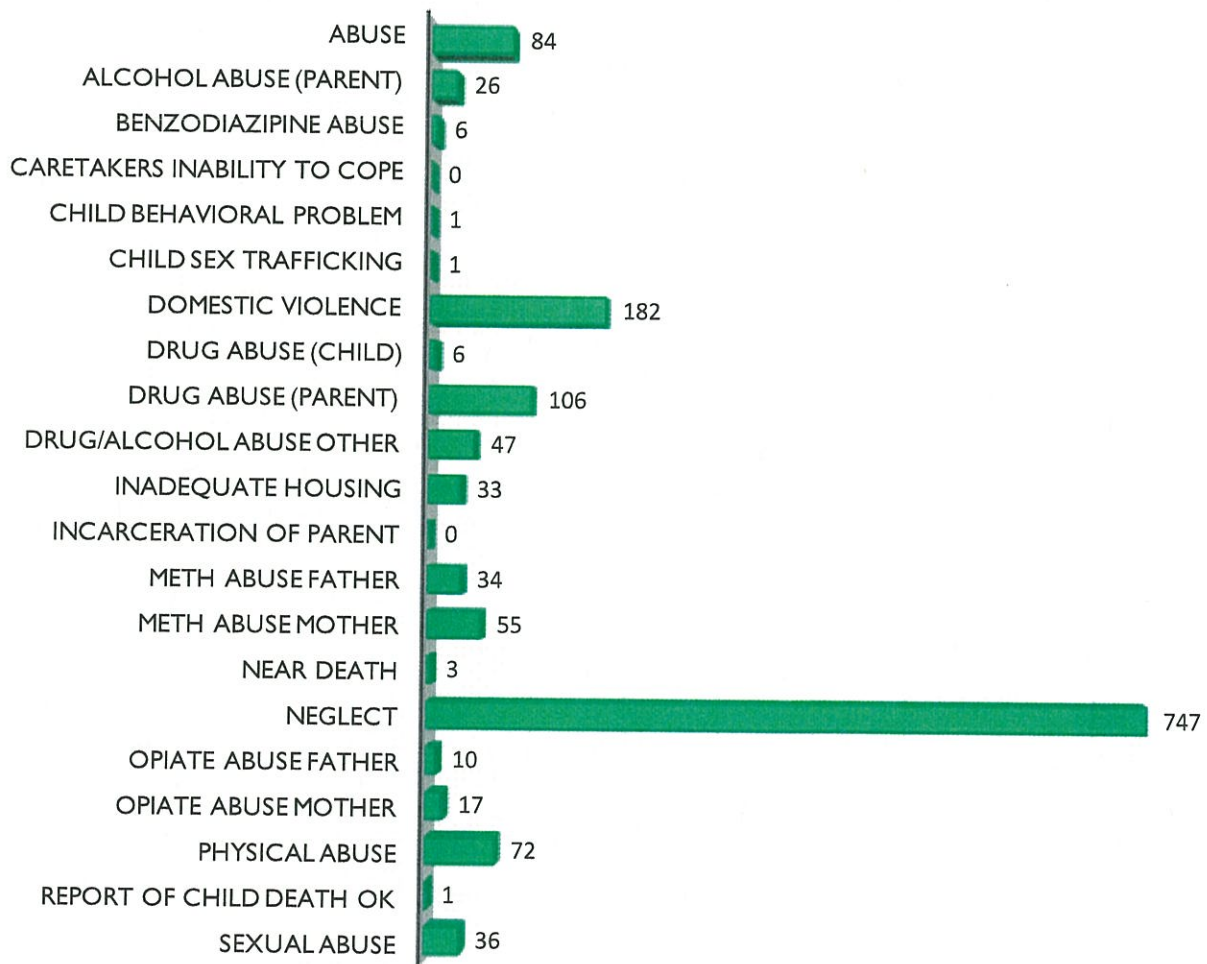
402 referrals involved 723 children.

3 of the 402 were co-investigated by OKDHS and CPS.

7 of the 402 were investigated by CPS in Indian Country.

3 Cherokee child(ren) were removed from tribal land due to confirmed abuse/neglect.

## Types of Abuse/Neglect Reported



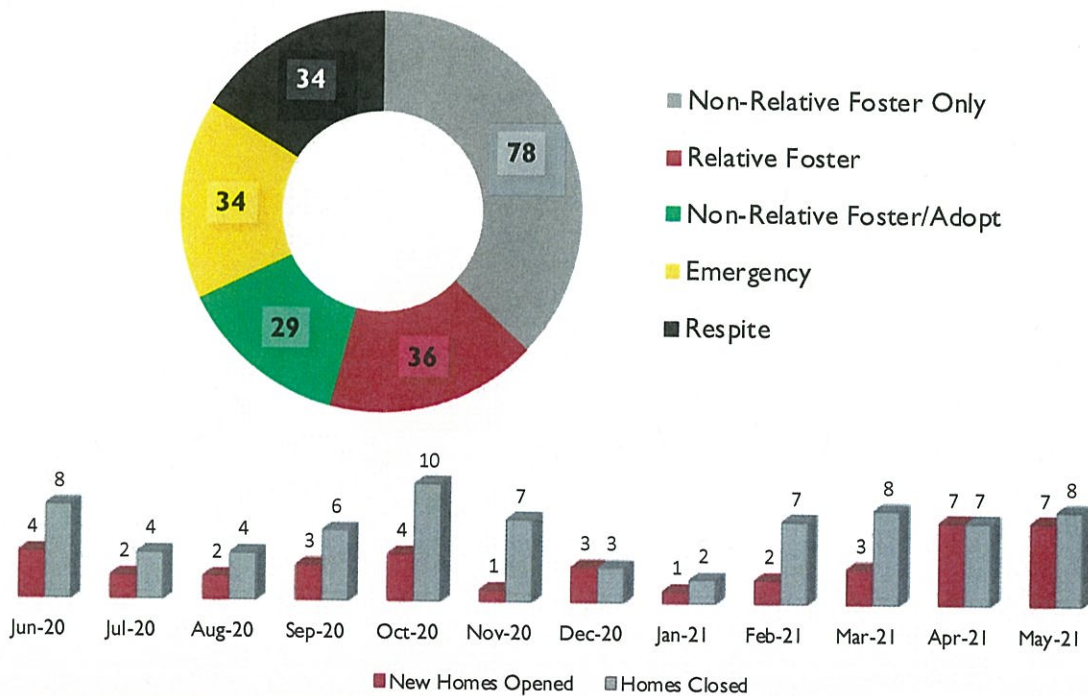
# Certification & Placement Services

(Foster & Adoptive Homes)

## Types of Certified Placement Resource Homes

- **Non-Relative Foster:** Families who are willing to take in children they do not know on a temporary basis, but may last years. These families usually do not adopt children.
- **Relative Foster:** Families who are related to the children and are fostering them. They do not take in children they are not related to.
- **Non-Relative Adoptive:** Families who hope to adopt children when the children's parents' rights are terminated. These homes take placements of children who are legally free for adoption.
- **Emergency:** Homes that take placement on an emergency basis not to exceed 48 hours.
- **Respite:** Homes that take placement on a temporary basis, not to exceed 10 days.

## Homes by Type





# OFFICE OF CHILD SUPPORT

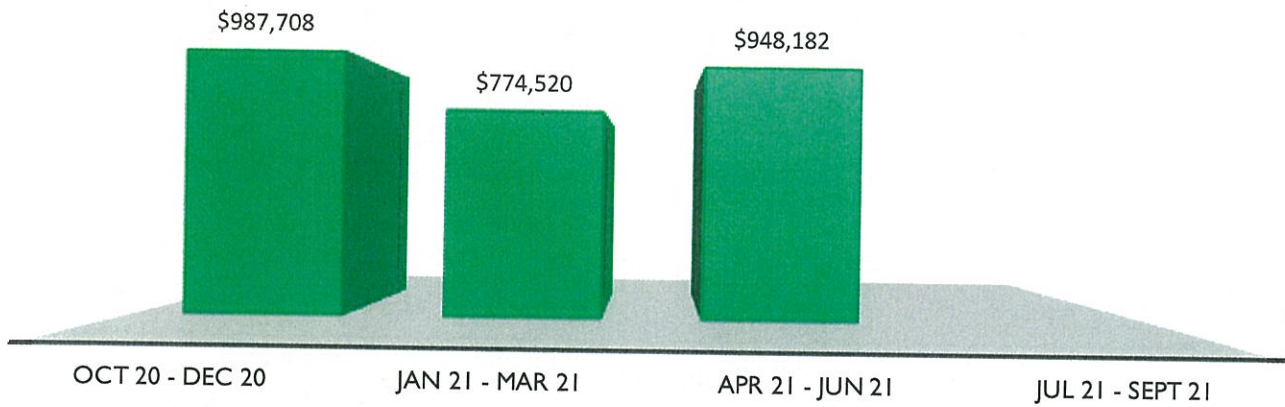
DIRECTOR – KARA PASQUA

EMPLOYEES 33  
 VACANCIES 4  
 VOLUNTEERS 0

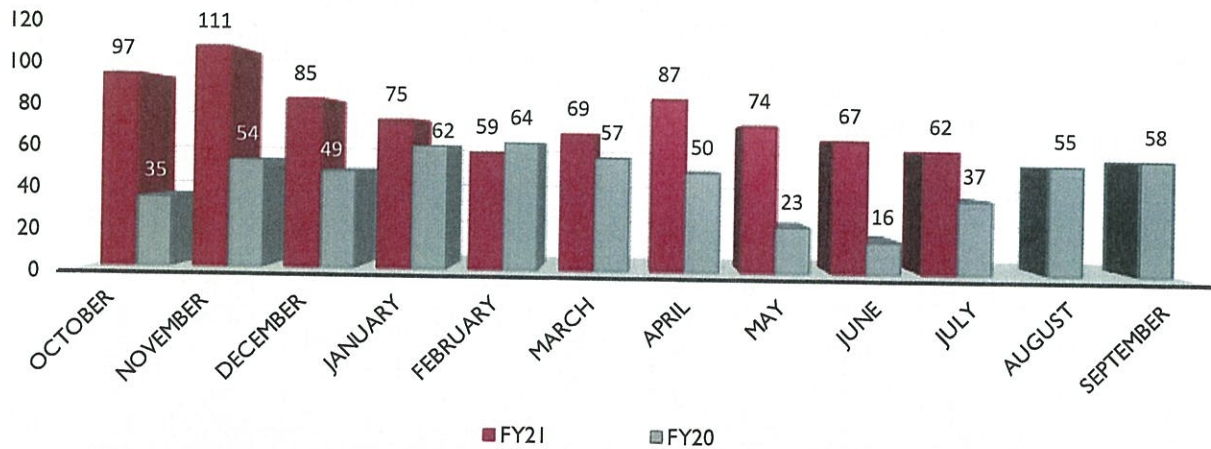
Total Client Contacts	3,268	Total Client Interview Contacts	14
Total Court Hearings	41	Total Applications Distributed	0
Total Active Efforts on Cases	2,147	Total Cases Opened	62
		Total Referrals for Services	31

Total Collections for June  
**\$314,775**

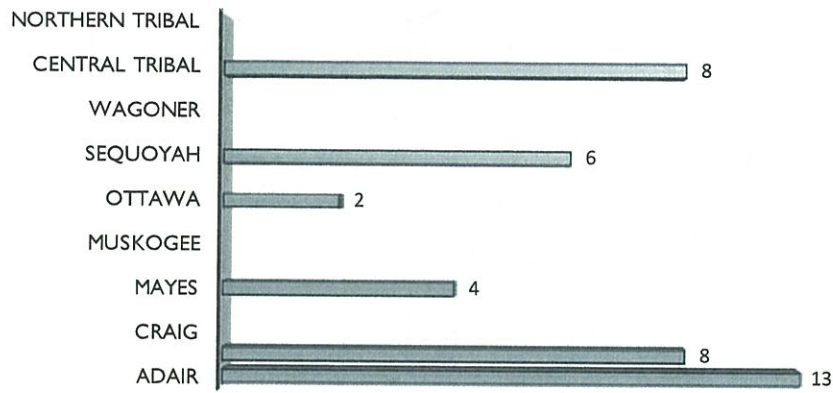
## Total Quarterly Collections



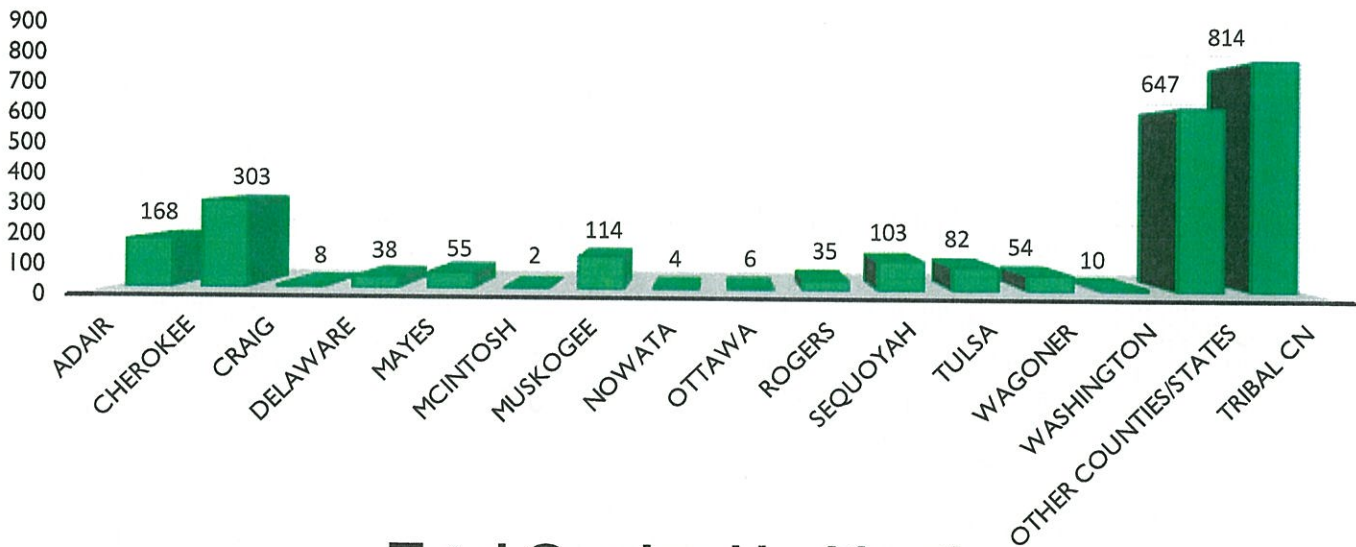
## Total Applications Received



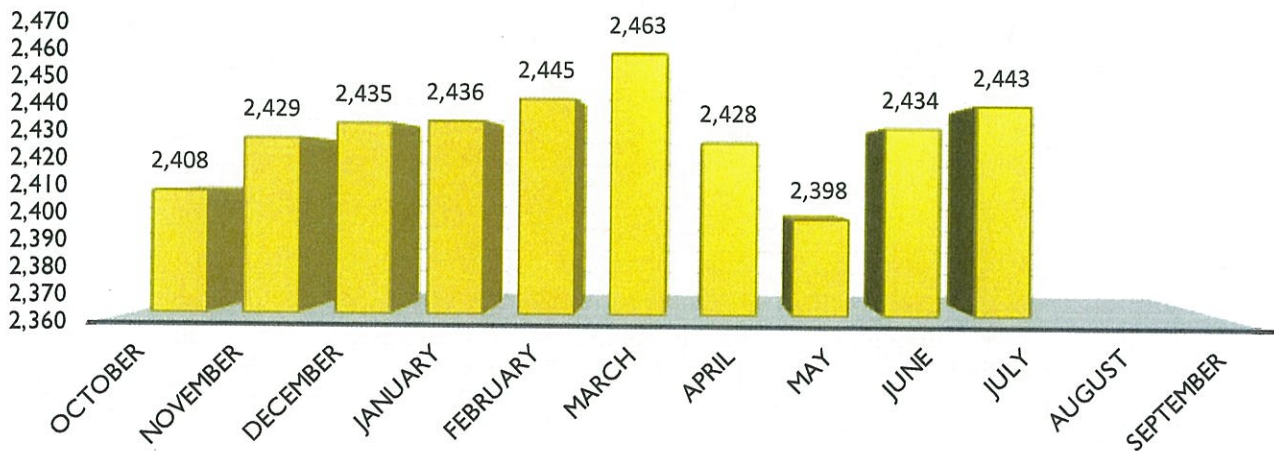
## Court Docket Appearances



## Case Load by County



## Total Caseload by Month



Total YTD: 24,319

# YOUTH SERVICES & SPECIAL PROJECTS

DIRECTOR – LINDA VANN

## PROGRAMS:

John A. Ketcher Youth Services Center  
Youth Services

EMPLOYEES	17.5
VACANCIES	3
VOLUNTEERS	0

## John A. Ketcher Youth Services Center

Young People Served

6

Admissions

2

## Youth Services

Total Clients Served

112

Total Community Events & Presentations

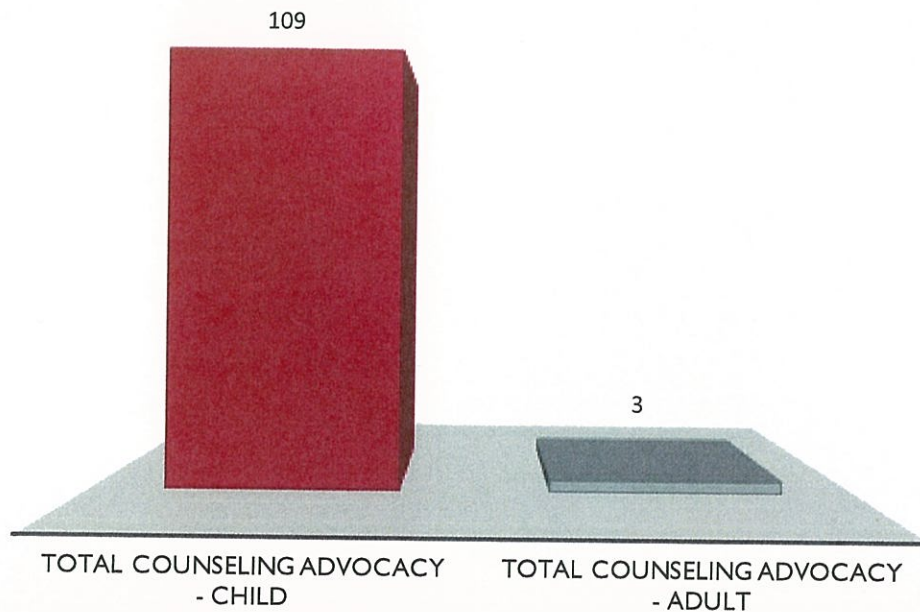
9

Crisis Calls

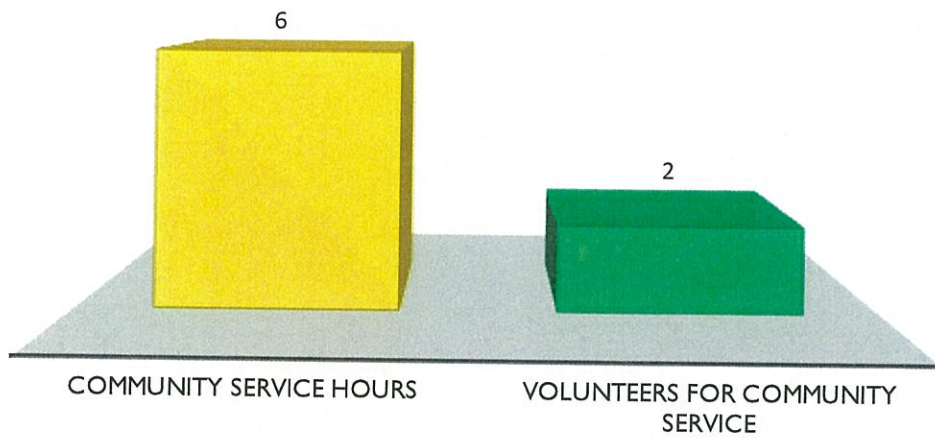
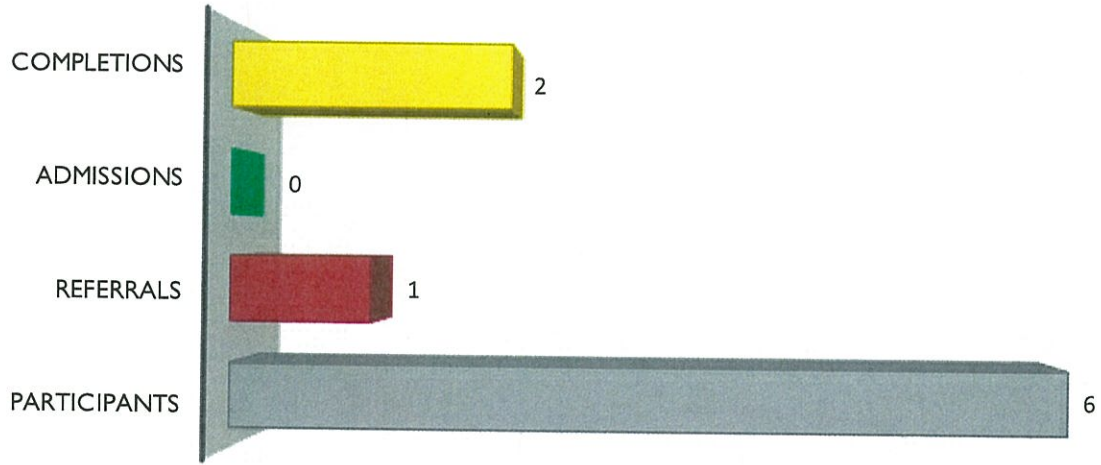
0

Participants in Presentations

112



## Juvenile First Time Offender Program



# CHEROKEE NATION TRIBAL COUNCIL

## COMMUNITY SERVICES COMMITTEE REPORT

**Group** Transportation & Infrastructure  
**Month/Year of Report:** July 2021 (Data for June 2021 Activities)  
**Executive Director:** Michael Lynn  
**Phone:** 453-5396  
**E-mail:** michael-lynn@cherokee.org

### I. Budget Highlights

Submitted preliminary list of ARPA projects to Principal Chief for review.

### II. Program Highlights

#### a.) Balanced Scorecard Measures

- 48 new water & septic installs
- 15 water & septic repairs
- 22 water analyses performed
- 29 site evaluations
- 21 soil tests
- 10 food handlers trained
- 65 facility inspections, technical assistance and investigations

#### • Accomplishments

Held a scoping meeting with several Delaware Co water utilities, CGA Engineers, HUB Engineers and Grand Gateway to discuss a feasibility study to expand the regional water supply for the county.

Staff participated in the rabies vaccination clinic in Jay. 62 rabies vaccinations were administered. We believe that inclement weather was a factor in the low turnout.

Met with Spavinaw Vice Mayor Angela Miller to discuss needs at the Town's storm shelters and septic system at the ballfields.

#### • Future Plans

Completion of plans, specifications and permit for Cherry Tree Water District system improvements project.

Continue work on criteria document for the Mankiller-Soap Water Act.

Updating E&SFC Policy and Procedures.

Lay groundwork for GIS data collection in support of the Mankiller-Soap Water Act.

Renovation of new office space on Markoma Campus.

**CHEROKEE NATION TRIBAL COUNCIL  
COMMUNITY SERVICES COMMITTEE REPORT**



**Jay Rabies Clinic July 10th, 2021**



**Rabies Clinic Volunteers**

Additional rabies clinics are scheduled for Salina August 7<sup>th</sup> & Sallisaw September 11<sup>th</sup>.

**CHEROKEE NATION TRIBAL COUNCIL  
COMMUNITY SERVICES COMMITTEE REPORT**



**Construction of new clarifier at Locust Grove WTP.**



**Cherokee Co RWD # 11 Improvements project.**

**CHEROKEE NATION**  
**ENGINEERING & SANITATION FACILITIES CONSTRUCTION**

**MONTHLY REPORT FOR 2021 June– COMMUNITY WATER & WASTEWATER PROJECTS**

**PROJECT NAME:** Kenwood Water District – Water Loss Reduction Phase I – OK16U28  
**DESCRIPTION:** Install route meters and additional valves to isolate leaks and prioritize worst areas for replacement projects.  
**TRIBAL HOMES:** 174 +/-  
**FUNDING SOURCE(S):** I.H.S. / EPA  
**STATUS:** In-Progress – Under Construction  
**CN DISTRICT IMPACTED:** DIST 9  
**Total Project Cost:** \$302,000.00

**PROJECT NAME:** Cherry Tree Wastewater Force Main to Stilwell – OK18V44  
**DESCRIPTION:** Construction of 21,500 l.f. of 6-inch force main to City of Stilwell Wastewater Collection System. Develop Closeout plan for existing lagoons at Cherry Tree Industrial Park.  
**TRIBAL HOMES:** 68 +/-  
**FUNDING SOURCE(S):** I.H.S. / E.P.A.  
**STATUS:** Engineering Complete, Pending Construction Start  
**CN DISTRICTS IMPACTED:** DIST 7 / DIST 8  
**Total Project Cost:** \$1,172,000.00

**PROJECT NAME:** Ottawa County RWD #6 – New Tower and Well – OK18V33  
**DESCRIPTION:** Installation of a new 120 ft. Water Storage Tower and new Community Well to address water availability issues during peak demand periods.  
**TRIBAL HOMES:** 127 +/-  
**FUNDING SOURCE(S):** I.H.S. / RWD  
**STATUS:** Project Complete  
**CN DISTRICTS IMPACTED:** DIST 10  
**Total Project Cost:** \$842,000.00

**PROJECT NAME:** Pine Ridge WL Extension – Cherokee RWD #3 – OK18V31  
**DESCRIPTION:** Construction approximately 6,500 l.f. of 2-inch waterline along Pine Ridge Road and 525 Road in Cherokee County.  
**TRIBAL HOMES:** 7 +/-  
**FUNDING SOURCE(S):** I.H.S. / Cherokee Nation  
**STATUS:** Pending Construction Start Date  
**CN DISTRICTS IMPACTED:** DIST 2  
**Total Project Cost:** \$119,000.00



PROJECT NAME: TPWA – Blue Bird Dr WLX – OK19V56  
DESCRIPTION: Install 6,300' of 12" & 6"  
TRIBAL HOMES: 4  
FUNDING SOURCE(S): EPA  
STATUS: Preliminary, working on Easements  
CN DISTRICTS IMPACTED: 3  
Total Project Cost: \$55,000.00

PROJECT NAME: Iron Side Water District (Craig Co.) – Transmission/System Rehabilitation – OK19V72  
DESCRIPTION: 7,000' of 6", 25,000 gal. Standpipe  
TRIBAL HOMES: 64  
FUNDING SOURCE(S): EPA/IHS/Other  
STATUS: Pending Construction Start Date  
CN DISTRICTS IMPACTED: 11  
Total Project Cost: \$714,000.00

PROJECT NAME: North 586 Rd Waterline Extension – OK19W02  
DESCRIPTION: 3,800' of 4", 1,300' of 2"  
TRIBAL HOMES: 6 +/-  
FUNDING SOURCE(S): I.H.S. / Other  
STATUS: Pending Construction Start Date  
CN DISTRICTS IMPACTED: DIST 9  
Total Project Cost: \$146,000.00

PROJECT NAME: Cherokee #3/N. Bryant Rd. – OK19V79  
DESCRIPTION: 7,900 LF of 6"  
TRIBAL HOMES: 2  
FUNDING SOURCE(S): IHS  
STATUS: Preliminary  
CN DISTRICTS IMPACTED: 1  
Total Project Cost: \$40,000.00

PROJECT NAME: Cherokee #3/W Grandview Rd. – OK19V81  
DESCRIPTION: 6,800 LF of 4"  
TRIBAL HOMES: 10  
FUNDING SOURCE(S): IHS/Other  
STATUS: Pending Construction Start Date  
CN DISTRICTS IMPACTED: 1  
Total Project Cost: \$192,500.00

PROJECT NAME: Cherokee #3/W. 750 Rd – OK19V82  
DESCRIPTION: 5,500 LF of 4"  
TRIBAL HOMES: 8  
FUNDING SOURCE(S): IHS/Other  
STATUS: Pending Construction Start Date  
CN DISTRICTS IMPACTED: 1  
Total Project Cost: \$184,500.00

PROJECT NAME: Cherokee #11 / Distribution System Improvements – OK19V85  
DESCRIPTION: Water loss survey, replace 5 mi. waterline, Construct 2.5 mi of 8", Standby power.  
TRIBAL HOMES: 724  
FUNDING SOURCE(S): IHS/Other  
STATUS: Under Construction  
CN DISTRICTS IMPACTED: 1  
Total Project Cost: \$2,675,000.00

PROJECT NAME: Cherokee County / Tenkiller Utility Authority – OK19V89  
DESCRIPTION: 3.3 MGD Treatment Plant, 95,235 lf of 6", 93,890 lf of 8", 41,560 lf of 10", 84,785 lf of 12", 59,935 lf of 16", 5,970 lf of 20", 5 storage tanks, 14 connections to existing water systems.  
TRIBAL HOMES: 1678  
FUNDING SOURCE(S): IHS/USDA-RD  
STATUS: Finalizing Plans  
CN DISTRICTS IMPACTED: 1,2,15  
Total Project Cost: \$11,545,000.00

PROJECT NAME: Rogers County / Inola PWA – WW System Rehabilitation – OK19V90  
DESCRIPTION: 14,720 lf of pipe rehab/replacement, 73 manhole rehabs.  
TRIBAL HOMES: 91  
FUNDING SOURCE(S): EPA CWA, IHS  
STATUS: Under Construction  
CN DISTRICTS IMPACTED: 15  
Total Project Cost: \$5,128,000.00

PROJECT NAME: Muskogee County / Braggs PWA – Sewer System Upgrade – OK19V91  
DESCRIPTION: Install 8" & 12" sewer line, new manholes, lift stations, sludge removal.  
TRIBAL HOMES: 45  
FUNDING SOURCE(S): IHS / Other  
STATUS: Under Construction  
CN DISTRICTS IMPACTED: 4  
Total Project Cost: \$2,138,000.00

PROJECT NAME: Mayes County / Locust Grove PWA – OOWA Connection – OK19V94  
DESCRIPTION: 45,000 lf of 12", 695 gpm pump station to connect to Oklahoma Ordinance Works Authority located in Mid America Industrial Park.  
TRIBAL HOMES: 307  
FUNDING SOURCE(S): IHS / Other  
STATUS: Under Construction, Start 8/17/20  
CN DISTRICTS IMPACTED: 9,15  
Total Project Cost: \$6,377,000.00

PROJECT NAME: Cherokee County / TPWA – Indian Meadows SS – OK19W00  
DESCRIPTION: Install 5,000' of 12" sewer main and 9,000' of 8" sewer main to connect homes to TPWA sewer system.  
TRIBAL HOMES: 118  
FUNDING SOURCE(S): IHS  
STATUS: Pending final easements  
CN DISTRICTS IMPACTED: 3  
Total Project Cost: \$1,355,000.00

PROJECT NAME: Delaware County / Kenwood Sewer Lagoon Rehab – OK20W13  
DESCRIPTION: Repair and Modify all 3 Sewer Lagoons, repair dikes, replace liners, new fencing, erosion control.  
TRIBAL HOMES: 24  
FUNDING SOURCE(S): IHS, EPA, Tribal  
STATUS: Preliminary, Design Phase  
CN DISTRICTS IMPACTED: 9  
Total Project Cost: \$1,032,000.00

PROJECT NAME: Nowata County / Nowata Municipal Auth. – Raw Water Intake – OK20W23  
DESCRIPTION: Install third pump, replace valving, repair isolation gates, replace ladder, replace jib crane  
TRIBAL HOMES: 469  
FUNDING SOURCE(S): IHS, Other  
STATUS: Preliminary  
CN DISTRICTS IMPACTED: 12  
Total Project Cost: \$201,000.00

PROJECT NAME: Adair County / Stilwell Area Development Authority – Standpipe Rehab – OK20W32  
DESCRIPTION: Rehab tank to comply with AWWA, OSHA, and EPA requirements.  
TRIBAL HOMES: 922  
FUNDING SOURCE(S): IHS, EPA, Other  
STATUS: Complete  
CN DISTRICTS IMPACTED: 7, 8  
Total Project Cost: \$263,000.00

PROJECT NAME: Delaware County / Colcord PWA – Sewer System Rehab – OK21W67  
DESCRIPTION: Install 4,800' of 8" pvc sewer, rehab lift station and lagoon transfer station.  
TRIBAL HOMES: 81  
FUNDING SOURCE(S): IHS, CDBG  
STATUS: Under Construction  
CN DISTRICTS IMPACTED: 9  
Total Project Cost: \$504,000.00

OFFICE OF ENVIRONMENTAL HEALTH  
PERFORMANCE: JUNE 2021

Director: Billy Hix

Phone: 453-5126

DISTRICT # & COUNTY	FACILITY DATA SYSTEM			Food Handlers Trng	INDOOR AIR QUALITY Sampling/TA	Water Test Completed BACT/Chemical	Primary Drinking Water Standards Violations	Well Assessments	Site Evals	Perc Tests	Soil Profiles	Reduce # of Priority Violations
	Inspections Referrals	Investigations - Complaints	Technical Assistance									
1, 2 & 3 Cherokee/Wagoner	8	1	27	10		BT 6/Chem 8	2		3			
4 - Muskogee/McIntosh	2		8						6		7	
5 & 6 Sequoyah	2		1			Chem 1	4	1	5		3	
7 & 8 Adair			2			BT 1/Chem 1	1		3			
9 & 10 Delaware/Ottawa	3		3			BT 4/Chem 6	4		5		4	
11 - Craig			2									
12 - Nowata/Washington	2								1			2
13 - Tulsa												
14 - Rogers			3						3			3
15 - Mayes			1						3			2
<b>MONTHLY TOTAL</b>	<b>17</b>	<b>1</b>	<b>47</b>	<b>10</b>	<b>0</b>	<b>22</b>	<b>11</b>	<b>1</b>	<b>29</b>	<b>0</b>	<b>21</b>	<b>4</b>
<b>YEAR TO DATE</b>		<b>494</b>		<b>264</b>	<b>0</b>	<b>172</b>	<b>94</b>	<b>5</b>	<b>156</b>	<b>184</b>	<b>34</b>	<b>4</b>
<b>ANNUAL GOAL</b>		<b>750</b>		<b>1250</b>				<b>50</b>	<b>180</b>	<b>180</b>	<b>110</b>	<b>110</b>
<b>% COMPLETE</b>		<b>66%</b>		<b>21%</b>				<b>10%</b>	<b>87%</b>	<b>102%</b>	<b>31%</b>	<b>31%</b>

HIGHLIGHTS:

*Training* - NEHA Online Training  
OKIE 811 Webinar

*Meetings* - Community Health Outreach & System Engagement Workgroup Zoom Conference  
PHAB - Zoom

*Misc.* - Rabies Clinic Stilwell - 215 vaccinations

PROGRAM DESCRIPTION:

This office helps to ensure that tribal facilities are operated in a safe and sanitary manner and provides Tribal members with services and information to lead environmentally healthy lifestyles through inspections and investigations related to food, vectors, water and waste water. This office further provides food service training for certification, environmental disease prevention training, injury prevention intervention, water sampling, and indoor air quality investigations.

# Service Spotlight

---

This newsletter is intended to provide a spotlight on a service recently provided through the Cherokee Nation Engineering & Sanitation Facilities Construction program.

---

Ms. April McIntosh lives in Tulsa County in the Sperry Community. She applied to the Sanitation Facilities Construction program in November 2020 for water and sewer services for a new home she was going to construct. In March 2021, Ms. McIntosh notified the SFC Program that the foundation slab had been poured. A site evaluation and soil test was completed in late March 2021. A check of the site in showed the home was not yet ready for services. In mid May 2021 Ms. McIntosh contacted the SFC program to say they had the home dried in and were about to start on the drywall installation. A PO was issued to Guthrie Excavation on May 17, 2021 and the installation occurred on June 22 & 23.



**Applicant:**

**April McIntosh**

**Sperry, OK**

---

**Funding Source:**

IHS Housing Support Funds  
OK20F26

**Total Cost of Service:**

\$10,609

**Mitigating factors/challenges overcome:**

Heavy clay soils

Rocky conditions

**CN Council District**

District 13



**CHEROKEE NATION TRIBAL COUNCIL**  
**DEPARTMENT OF TRANSPORTATION & INFRASTRUCTURE COMMITTEE REPORT**

**Group:** Department of Transportation & Infrastructure **Month/Year of Report:** August 2021

**Executive Director:** Michael Lynn **Phone:** 918-453-5396 **E-mail:** Michael-Lynn@cherokee.org

**Comments:**

**ADAIR COUNTY PROJECTS:**

1. Dählonegah South (TCM Dist. 7) – Estimated project cost is \$5,108,775. All Fee parcels have been acquired. Trust and Restricted parcels have been submitted to Real Estate Services for final processing. Cherry Tree RWD relocation is complete.
2. Malloy Hollow – Right of Way acquisition of 31 parcels continues. Thirty-one percent has been acquired.

**CHEROKEE COUNTY PROJECTS:**

1. Northeast Fort Gibson Phase I (TCM Dist. 1 & 4) – Estimated project cost is \$14,875,141. Construction of Phase I is 98% complete.
2. Hulbert Lost City Road (TCM Dist. 1) – Estimated project cost is \$5,309,853. Placing of concrete structures has started. The project is 15% complete.
3. Mud Valley (TCM Dist. 1 & 3) – Estimated project cost is \$14,432,000. Right of Way acquisition of 79 parcel continues. Forty-three percent of parcels have been acquired.

**CRAIG COUNTY PROJECTS:**

1. NS4340 also known as White Oak road (TCM Dist. 11) – Estimated project cost is \$9,442,834. This project is 70% complete with the contractor placing sod and rip rap on section I and II. They are working on the subgrade, placing fabric on the north end of the project.
2. NS4410 Road (TCM Dist. 11) – Estimated project cost is \$5,597,000. Craig County RWD 2 has a contractor beginning the waterline relocation. The anticipated completion for this waterline relocation is September 2021.

**MAYES COUNTY PROJECTS:**

1. Chimney Rock Hollow (TCM Dist. 9)– Estimated project cost is \$7,908,924. Project is 20% complete: Contractor is placing RCB and side drains and working on subgrade.

**CHEROKEE NATION TRIBAL COUNCIL**  
**DEPARTMENT OF TRANSPORTATION & INFRASTRUCTURE COMMITTEE REPORT**

**SEQUOYAH COUNTY PROJECTS:**

1. Dwight Mission Road (TCM Dist 5) – Estimated project cost is \$10,263,728. This is a cooperative project between ODOT, Sequoyah County and CNDOT. This project is approximately 75 % complete. A detour has been constructed, along with drainage structures, erosion control, and widening of shoulders. Solid Slab Sod has been laid as well.

**CHEROKEE TRANSIT SYSTEM:**

The Cherokee Nation Transit has applied for a grant through TTP for \$108,329. This grant, combined with the carryover to 2 previous grants, will replace 2 vans that have exceeded their useful life.

Ridership on all routes for the month of June 2021 were:

1. Sallisaw to Tahlequah – 160 rides
  2. Pryor to Catoosa – 408 rides
  3. Stilwell to Tahlequah – 56 rides
  4. Muskogee to Tahlequah – 109 rides
  5. Tahlequah to Chouteau/Hulbert – 47 rides
  6. Tahlequah to Catoosa – 141 rides
  7. Stilwell to West Siloam Springs – 87 rides
  8. Individual Demand Response Trips: 8,096
- Total Rides: 9,104

Note: Ridership reports run 2 months behind.

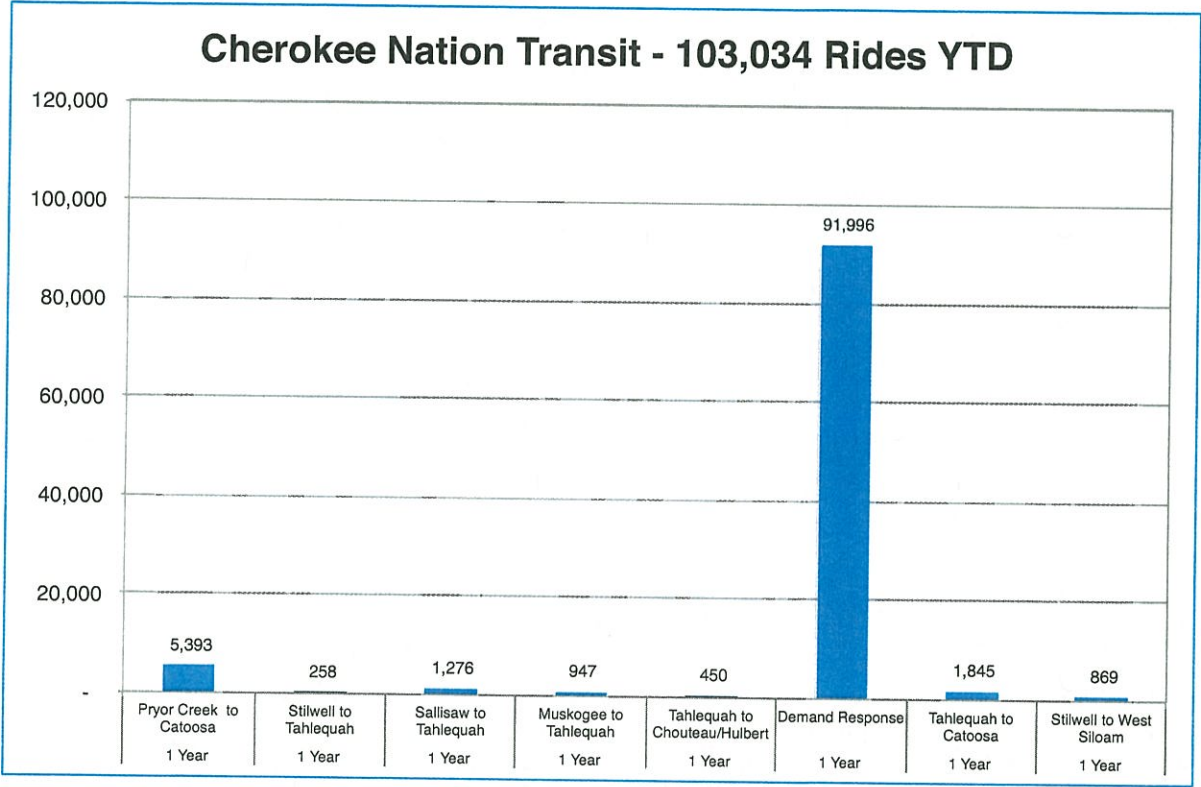
ᏍᏏᏉ ᏃᏆᏆ  
CHEROKEE NATION®



# Cherokee Nation Transit

Ridership Update – July 2021



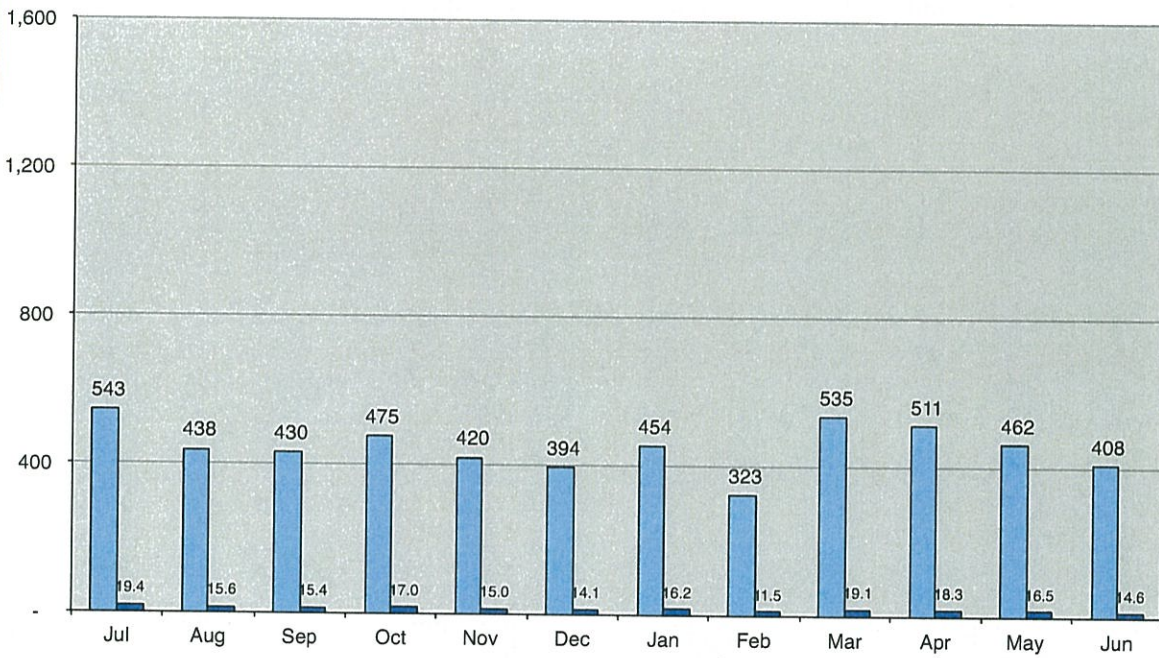


## June 2021 Route Performance

Route	Number of Rides
Pryor Creek to Catoosa	408
Stilwell to Tahlequah	56
Sallisaw to Tahlequah	160
Muskogee to Tahlequah	109
Tahlequah to Chouteau/Hulbert	47
Tahlequah to Catoosa	141
Stilwell to West Siloam Springs	87
Individual Demand Response Trips	8,096
<b>Grand Total</b>	<b>9,104</b>

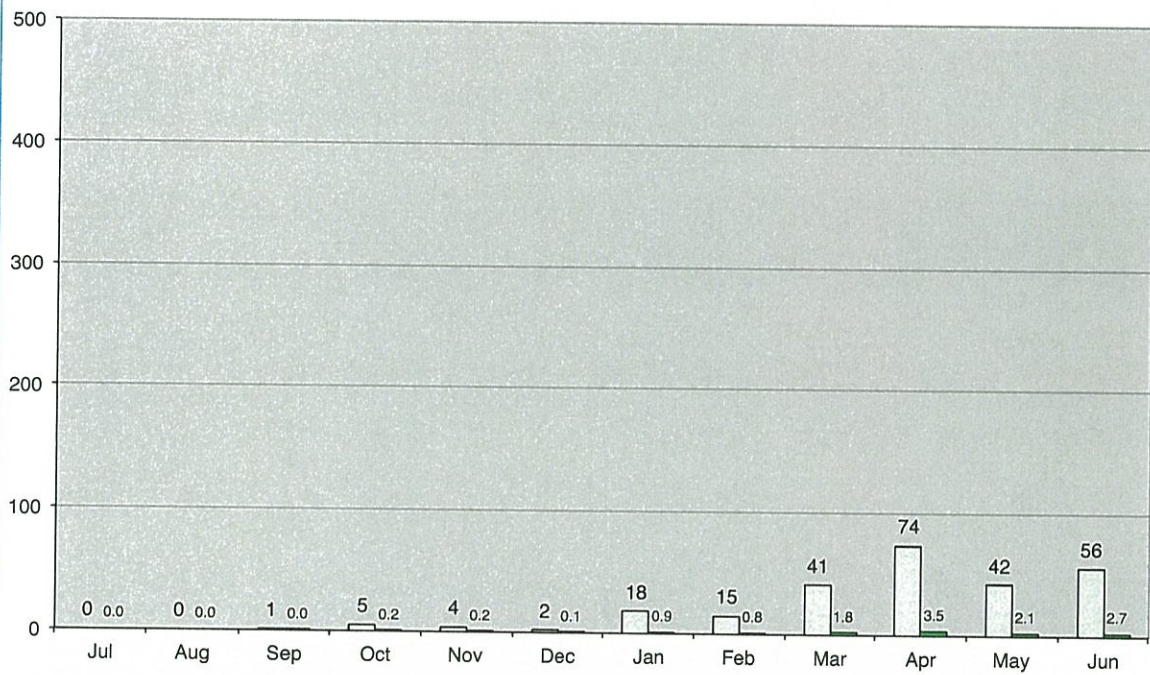
### Pryor Creek to Catoosa Monthly Ridership - 2020/2021

■ Total Number of Rides ■ Average Number of Rides Per Day

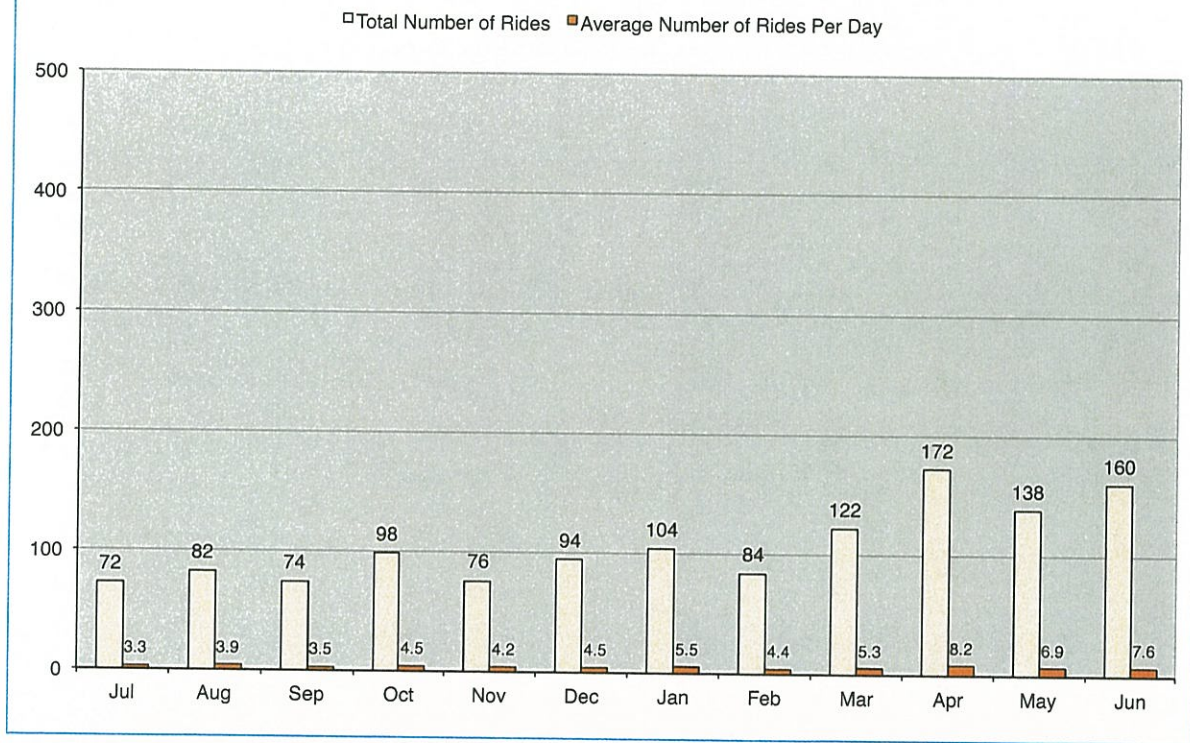


### Stilwell to Tahlequah Monthly Ridership - 2020/2021

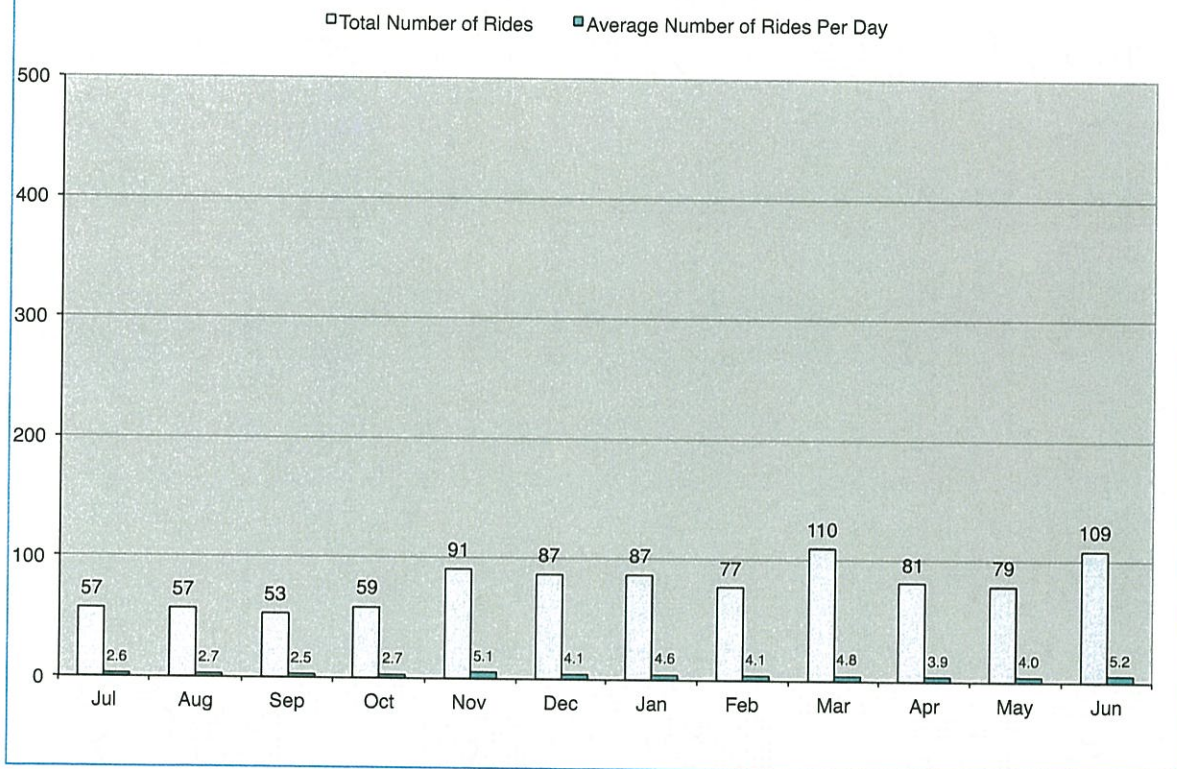
□ Total Number of Rides    ■ Average Number of Rides Per Day



### Sallisaw to Tahlequah Monthly Ridership - 2020/2021

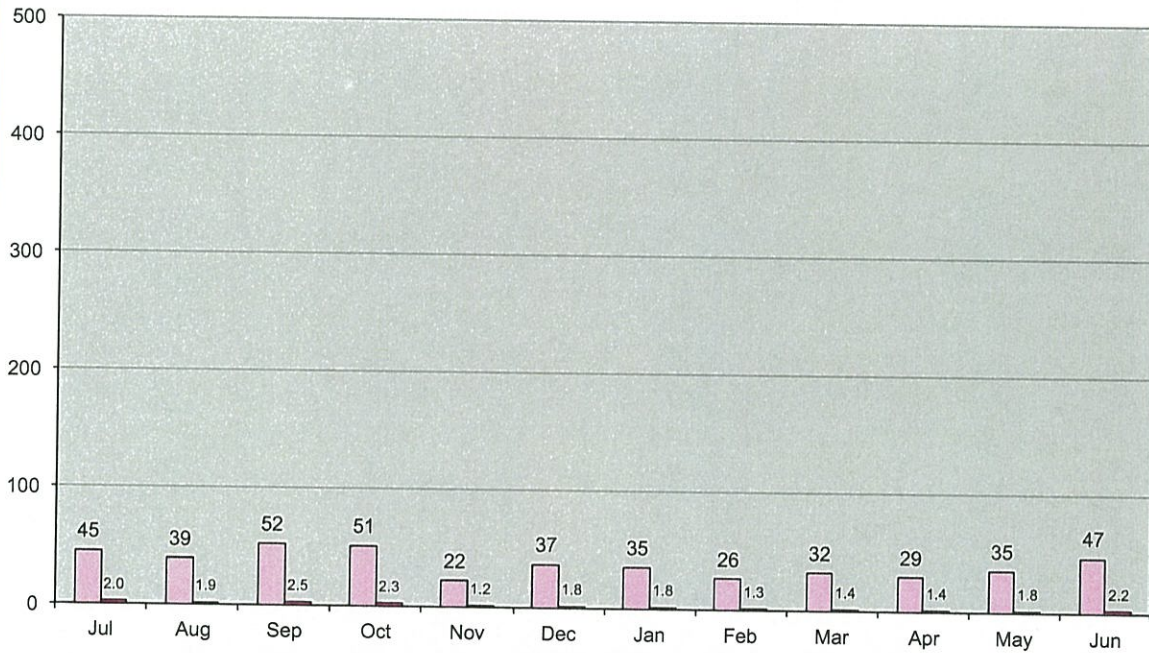


### Muskogee to Tahlequah Monthly Ridership - 2020/2021

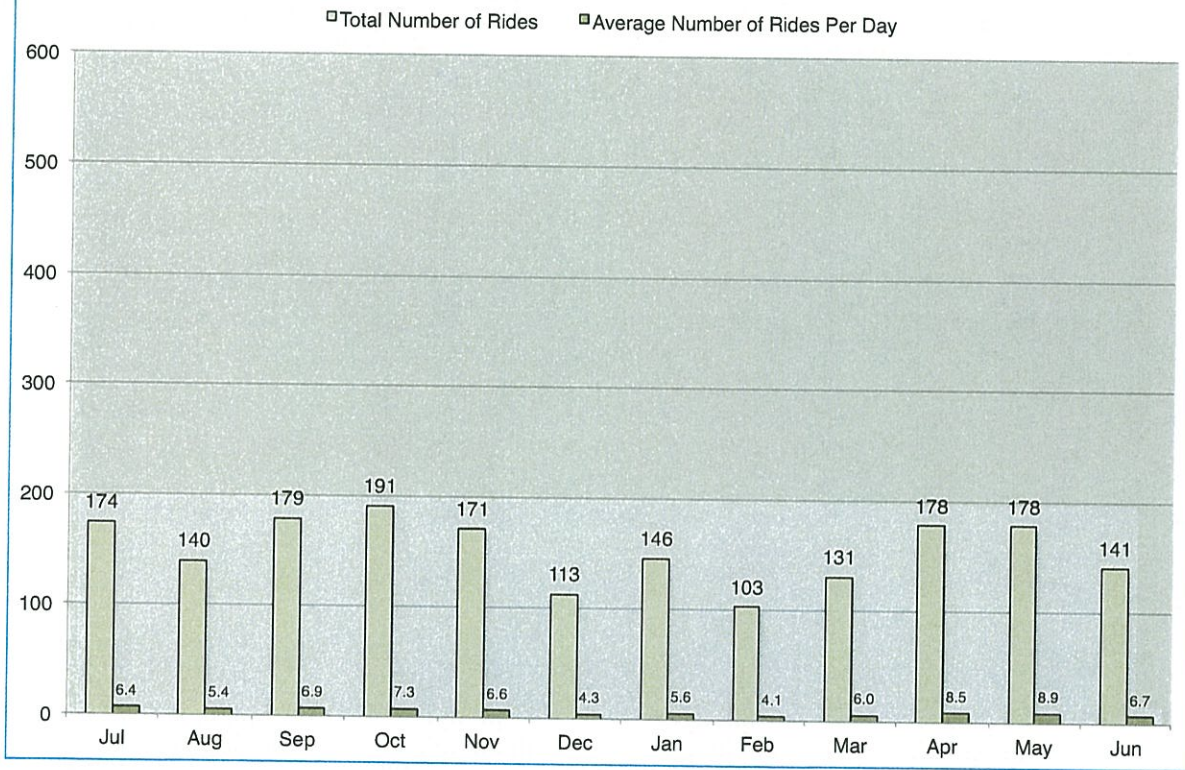


### Tahlequah to Chouteau/Hulbert Monthly Ridership - 2020/2021

□ Total Number of Rides ■ Average Number of Rides Per Day

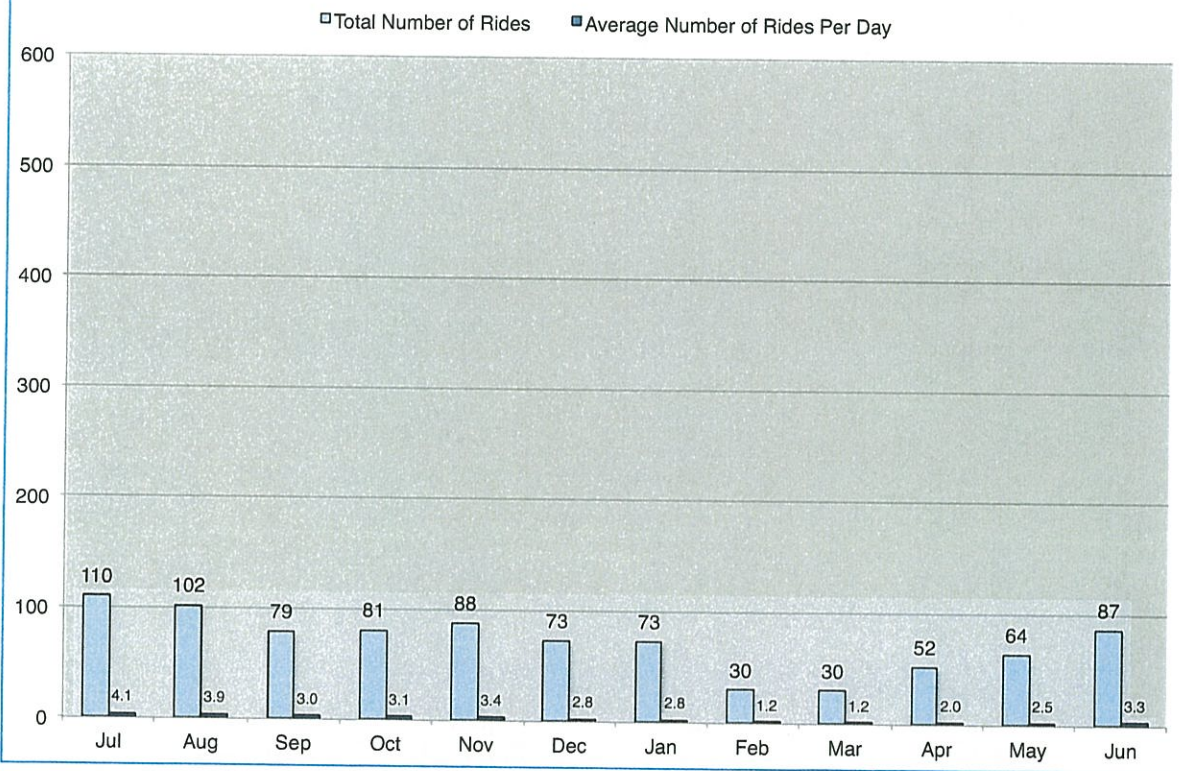


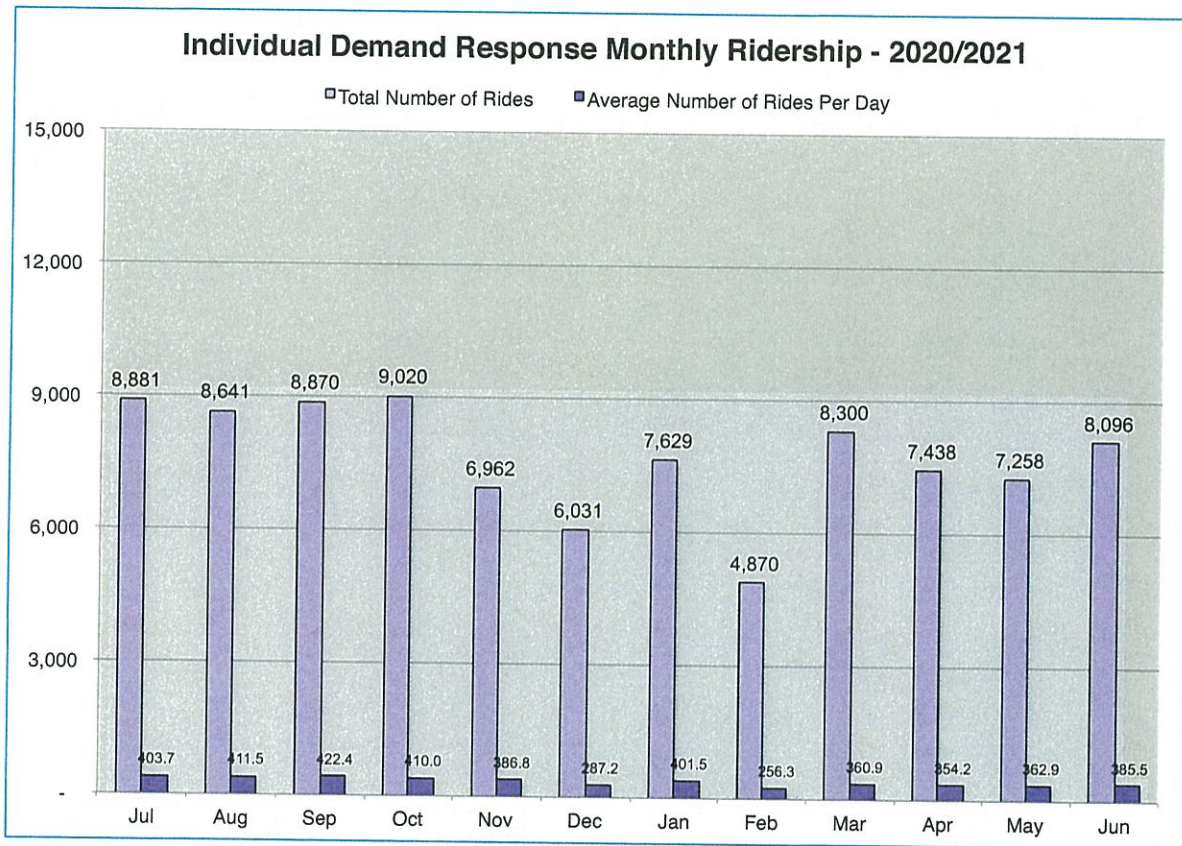
### Tahlequah to Chouteau/Catoosa Monthly Ridership - 2020/2021





### Stilwell to West Siloam Springs Monthly Ridership - 2020/2021

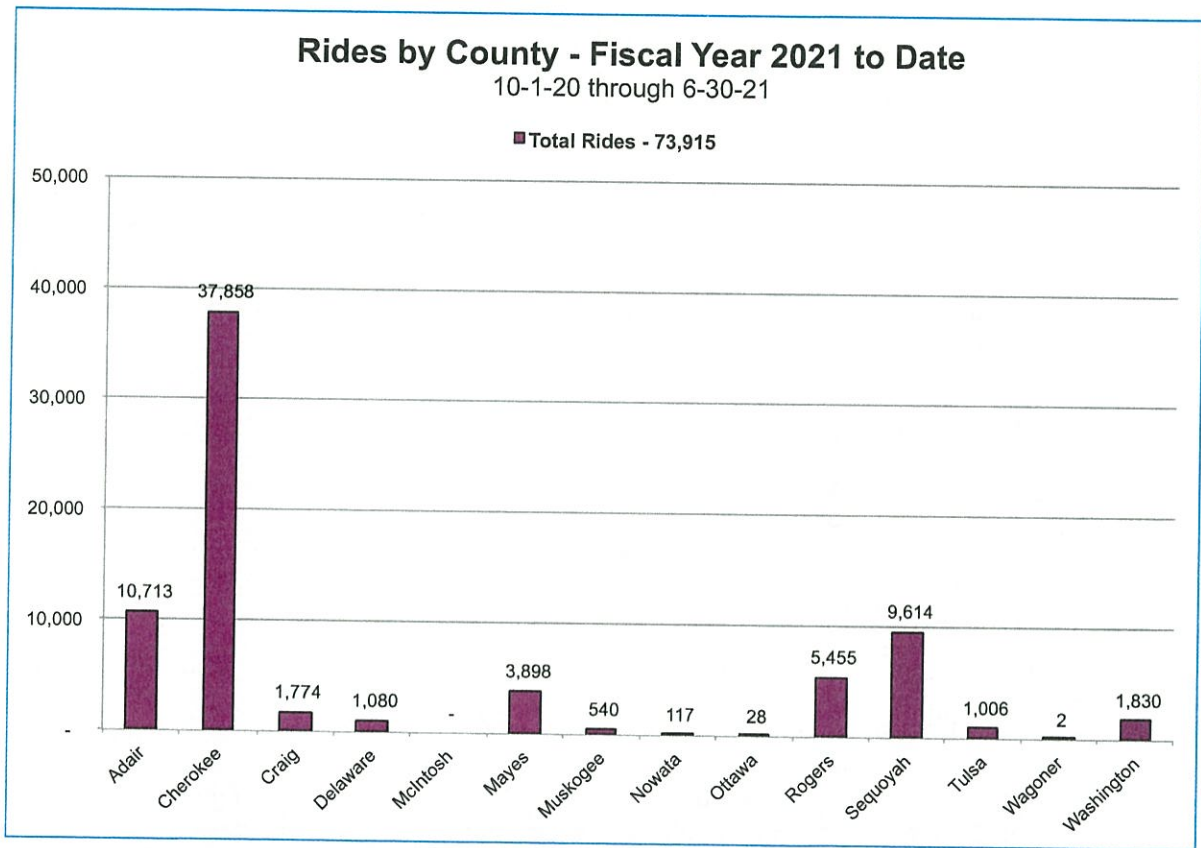




### Rides by County - Fiscal Year 2021 to Date

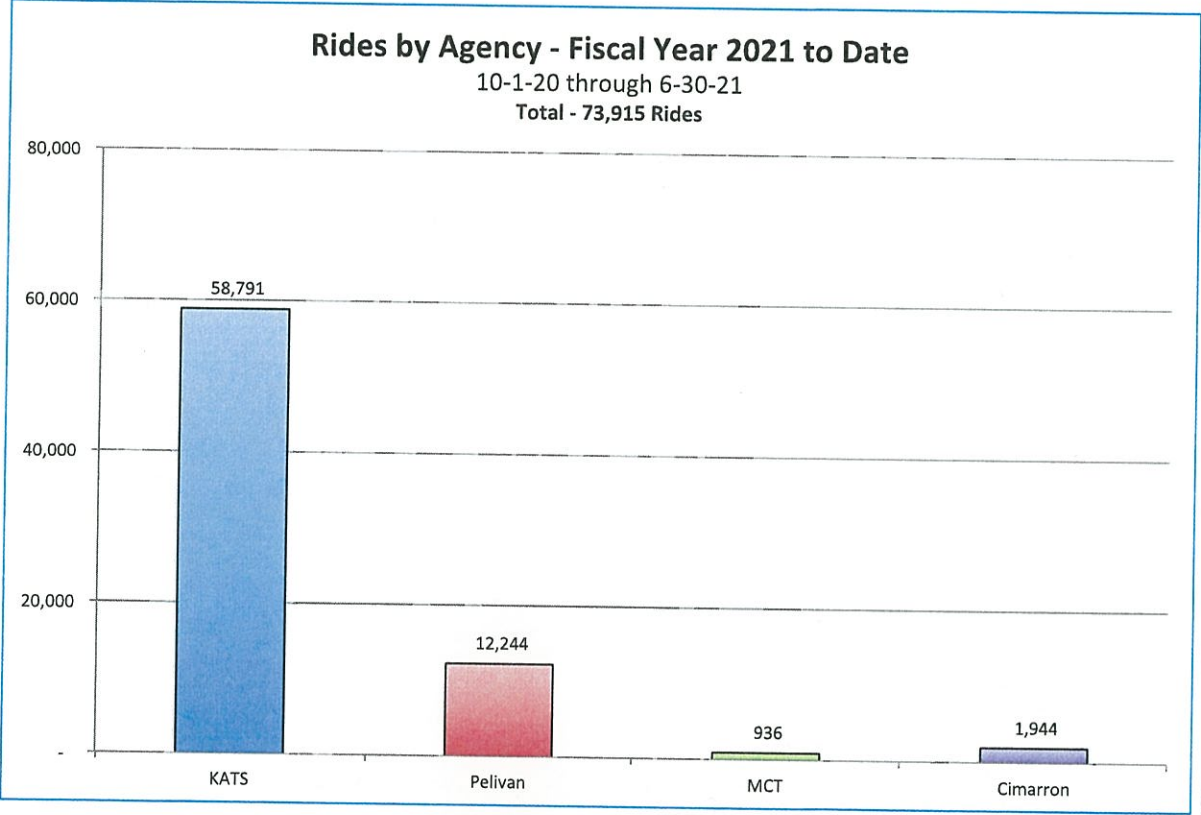
10-1-20 through 6-30-21

■ Total Rides - 73,915



GWSB DBP

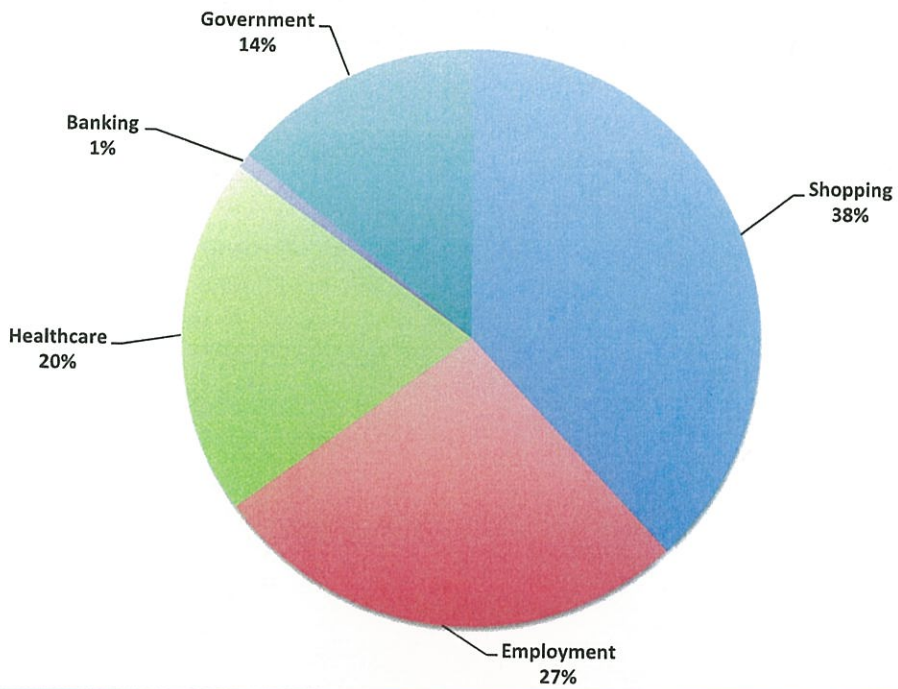
CHEROKEE NATION®



### Rides by Trip Purpose - Fiscal Year 2021 to Date

10-1-20 through 6-30-21

Total - 73,915 Rides



GW20 D3P

CHEROKEE NATION®

# Department of Transportation

## Project Spotlight



### FUNDING

These vans were purchased through a combination of funding:

CARES \$189,000


FTA Discretionary \$170,100

Tribal funding \$18,900

With a grand total of \$366,444 the Cherokee Nation Transit Program continues to provide safe, reliable, and low cost transportation for its communities.

### TRANSIT

The Cherokee Nation received 4 Ford Transit 350 vans. Two additional vans have an expected delivery date of July 30th. These vans will be used on 1 commuter route and for Demand Response Services for Muskogee County, Stilwell, Tahlequah, Vinita, and Washington County areas. Three of these vehicles will take the place of vehicles that have surpassed their useful life.



CHEROKEE NATION TRIBAL COUNCIL  
COMMUNITY SERVICES COMMITTEE REPORT

Group:	<u>Housing Authority</u>	Month/Year of Report:	<u>Aug-21</u>
Interim Executive Director	<u>Jerri A. Killer</u>	Phone:	<u>918-456-5482</u>

**Public Disclosures:**

As required by 24 CFR Part 1000.30, services provided to Housing Authority of the Cherokee Nation / Cherokee Nation Employees and Employee relatives from funds received pursuant to the Native American Housing Assistance and Self-Determination Act of 1996 (NAHASDA), shall be publicly disclosed.

*The following applicants have been determined eligible for participation.*

**LOW RENT APARTMENT:**

The following employee and/or relatives were approved to receive services for Low Rent Apartment pursuant to guidelines set forth in the Housing Policy as approved by the Principal Chief of the Cherokee Nation and HACN Policy as approved by the Board of Commissioners.

None to report

**HOMEOWNERSHIP:**

The following employee and/or relatives were approved to receive services for Homeownership program pursuant to guidelines set forth in the Housing Policy as approved by the Principal Chief of the Cherokee Nation and HACN Policy as approved by the Board of Commissioners.

None to report

**RENTAL ASSISTANCE/TEMPORARY RENTAL ASSISTANCE/COLLEGE HOUSING:**

The following employee and/or relatives were approved to receive services for Rental Assistance program pursuant to guidelines set forth in the Housing Policy as approved by the Principal Chief of the Cherokee Nation and HACN Policy as approved by the Board of Commissioners.

None to report

**NEW CONSTRUCTION HOMEOWNERSHIP PROGRAM: *(Non-NAHASDA Program)***

The following employee and/or relatives were approved to receive services for the New Construction Homeownership program pursuant to guidelines set forth in the HACN Policy as approved by the Board of Commissioners.

None to report

**HOUSING REHABILITATION PROGRAM**

The following employee and/or relatives were approved to receive services from the Housing Rehabilitation program pursuant to guidelines set forth in the HACN Policy as approved by the Board of Commissioners.

None to report





*Keys to a brighter future*

## Announcements

### Board of Commissioners Meeting:

August 17 Regular BOC Meeting at 5:30 p.m.

### Office Closures:

### Other Info:

*In response to the Coronavirus Pandemic, HACN continues to operate and perform essential services. Services continue to be offered. All housing assistance programs continue to operate and we encourage citizens to call us with question as entry to our offices is limited.*

All offices and staff of the HACN may be reached through the main office number, regardless of their office location. The local and toll free numbers are:

918-456-5482

800-837-2869

Employee Email is:

[firstname.lastname@hacn.org](mailto:firstname.lastname@hacn.org)

[www.hacn.org](http://www.hacn.org)

**Housing Authority of the Cherokee Nation**  
**Month Ending: June 2021**

**Current Program Participants:**

County	Community Shield Insurance	Low Rent Apartments	Rental Assistance			Homeownership		Loans Title VI / Other Mortgage Programs	Totals	
			Rental Assistance (RAP)	Temporary Assistance (TAP)	College Housing Programs	Home-ownership Programs Under Mgmt	New Construction Homes Under Mgmt		Total Housing Participants	% of Participants
Adair	295	159	86	0	0	92	83	15	730	14%
Cherokee	260	192	416	11	0	214	196	50	1,339	26%
Craig	18	57	23	0	0	7	27	2	134	3%
Delaware	172	116	74	1	0	50	117	25	555	11%
McIntosh	15	0	1	0	0	3	3	0	22	0%
Mayer	129	128	38	0	0	41	59	14	409	8%
Muskogee	64	54	42	0	0	42	56	12	270	5%
Nowata	21	45	13	0	0	10	27	0	116	2%
Ottawa	11	0	2	0	0	6	7	4	30	1%
Rogers	72	60	167	1	0	63	41	39	443	9%
Sequoyah	283	0	176	2	0	117	136	51	765	15%
Tulsa	27	0	95	0	0	25	8	3	158	3%
Wagoner	7	0	3	0	0	52	4	2	68	1%
Washington	19	46	39	1	0	27	11	3	146	3%
<b>Total:</b>	<b>1,393</b>	<b>857</b>	<b>1,175</b>	<b>16</b>	<b>0</b>	<b>749</b>	<b>775</b>	<b>220</b>	<b>5,185</b>	<b>100%</b>
			1,191			1,524		220		

**Current Applications:**

County	Rehab Programs	Rehab Replacement Homes	NAHASDA Home-ownership	Community Shield Insurance	Rental Properties / Apartments	Rental Assistance	New Home Construction	% NHCP	Total Apps	% of Total
Adair	218	0	10	13	88	55	129	9%	513	12%
Cherokee	173	0	4	16	119	241	330	22%	883	20%
Craig	0	0	1	0	34	19	51	3%	105	2%
Delaware	126	0	6	10	155	44	205	14%	546	12%
McIntosh	10	0	0	0	0	4	113	7%	127	3%
Mayer	68	0	0	10	67	49	8	1%	202	5%
Muskogee	71	0	2	2	34	81	78	5%	268	6%
Nowata	0	0	10	2	25	9	36	2%	82	2%
Ottawa	15	0	1	0	0	1	24	2%	41	1%
Rogers	0	0	25	5	100	141	139	9%	410	9%
Sequoyah	188	0	15	18	0	261	170	11%	652	15%
Tulsa	0	0	23	6	0	162	167	11%	358	8%
Wagoner	13	0	2	0	0	6	28	2%	49	1%
Washington	0	0	10	3	46	42	32	2%	133	3%
<b>Total:</b>	<b>882</b>	<b>0</b>	<b>109</b>	<b>85</b>	<b>668</b>	<b>1,115</b>	<b>1,510</b>	<b>100%</b>	<b>4,369</b>	<b>100%</b>

Housing Authority of the Cherokee Nation  
 Month Ending: June 2021



# Tribal HUD - VASH

## VA Supportive Housing Program

County	Applications			Assistance	Totals	
	Referrals Received / Applications Processing	Vouchers Issued	Waiting List	Housed Veteran	Total	% of Participants
Adair	0	0	0	0	0	0%
Cherokee	0	0	0	4	4	27%
Craig	0	0	0	0	0	0%
Delaware	0	0	0	1	1	7%
McIntosh	0	0	0	0	0	0%
Mayer	0	0	0	0	0	0%
Muskogee	0	0	0	2	2	13%
Nowata	0	0	0	0	0	0%
Ottawa	0	0	0	0	0	0%
Rogers	0	0	0	2	2	13%
Sequoyah	0	0	0	0	0	0%
Tulsa	1	1	0	3	5	33%
Wagoner	0	0	0	0	0	0%
Washington	0	0	0	1	1	7%
<b>Total:</b>	<b>1</b>	<b>1</b>	<b>0</b>	<b>13</b>	<b>15</b>	<b>100%</b>



## **TRIBAL HUD-VASH HOUSING VOUCHER PROGRAM**

**THE HOUSING AUTHORITY OF THE CHEROKEE  
NATION AND THE DEPARTMENT OF VETERAN  
AFFAIRS ARE OFFERING A HOUSING VOUCHER  
PROGRAM FOR NATIVE AMERICAN VETERANS WHO  
ARE HOMELESS OR AT-RISK OF BECOMING  
HOMELESS.**

**FOR MORE INFORMATION OR FOR AN  
APPOINTMENT TO SEE IF YOU QUALIFY FOR THIS  
PROGRAM, PLEASE CONTACT LISA LOOK AT THE  
JACK C. MONTGOMERY VAMC.**

DEPARTMENT OF VETERAN AFFAIRS  
Lisa Look, MSW, LCSW, LADAC  
Tribal HUD/VASH Case Manager for Cherokee Nation  
1011 Honor Heights Drive  
Muskogee, Oklahoma 74401  
Phone: (918) 616-8794 | Fax: (918) 577-3329  
[Lisa.Look@va.gov](mailto:Lisa.Look@va.gov)

**New Construction Homeownership Program  
Development Files Processing**

Month of:  
June 2021

County	Waiting List	Applications		Processing						Construction		In Processing	Land Development	Under Construction	Construction Complete	
		App Problem	App Processing	Stg I Prelim Review	Stg II Site Inspect	Stg III Problem Files	Stg IV Survey Pending	Land Dev	Process Closing	Under / Ready Const	Construction Complete					
Adair	138	0	2	0	0	0	0	0	9	9	81	2	9	9	81	
Cherokee	331	0	1	0	0	0	0	0	2	17	195	1	2	17	195	
Craig	51	0	1	0	0	0	0	0	0	1	29	1	0	1	29	
Delaware	205	0	0	0	0	0	0	0	1	13	117	0	1	13	117	
McIntosh	12	0	0	0	0	0	0	0	0	1	3	0	0	1	3	
Mayes	114	0	0	0	0	0	0	1	0	12	59	0	1	12	59	
Muskogee	89	0	2	0	0	0	0	0	0	4	56	2	0	4	56	
Nowata	37	0	0	0	0	0	0	0	1	0	26	0	1	0	26	
Ottawa	24	0	0	0	0	0	0	0	0	0	7	0	0	0	7	
Rogers	144	0	0	0	0	0	0	0	1	2	40	0	1	2	40	
Sequoyah	176	0	4	0	0	0	0	1	3	9	141	4	4	9	141	
Tulsa	169	0	0	0	0	0	0	0	0	0	8	0	0	0	8	
Wagoner	28	0	0	0	0	0	0	0	0	4	4	0	0	4	4	
Washington	34	0	0	0	0	0	0	0	0	0	11	0	0	0	11	
<b>Total:</b>	<b>1,552</b>	<b>0</b>	<b>10</b>	<b>0</b>	<b>0</b>	<b>0</b>	<b>0</b>	<b>2</b>	<b>17</b>	<b>72</b>	<b>777</b>	<b>10</b>	<b>19</b>	<b>72</b>	<b>777</b>	
		10		19						849						

**STAGE I:**  
Copies of Deed(s), etc.  
Check Floodmaps/Floodplain  
Identify Utility Companies  
Contact for Site Inspection

**STAGE III:**  
Order/Receive Survey  
Order/Receive Parc Test  
Receive Utility Assurance  
Receive Abstract from participant

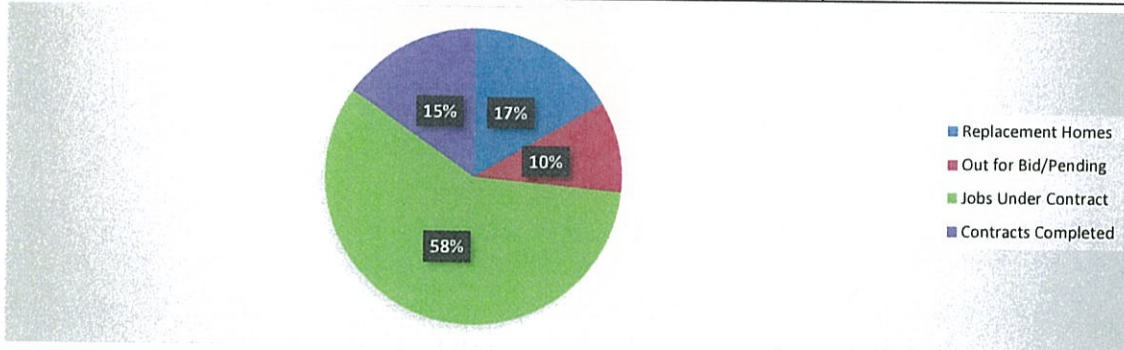
**STAGE II:**  
Visit Site  
Identify/Propose Site Plan  
Identify/Propose Utilities  
Identify/Propose Lateral Field  
Identify/Propose Easement(s)  
Deliver Utility Assurance Letters  
Request Abstract from participant

**STAGE IV:**  
Survey Review / Identify Barriers / Process for Closing

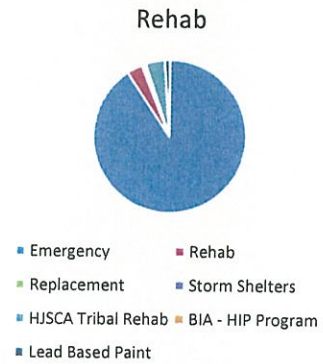
## Housing Rehabilitation Programs - Job Statistics

Month Ending:  
June 2021

Replacement Homes	25
Out for Bid/Pending	15
Jobs Under Contract	88
Contracts Completed	23



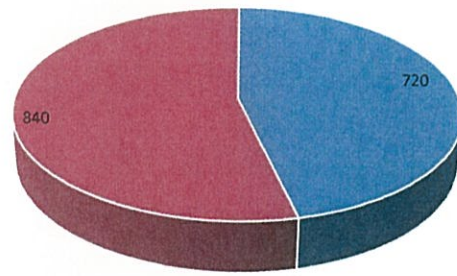
Classification	Monthly Activity	Year to Date
Emergency	45	549
Rehab	1	20
Replacement	0	4
Storm Shelters	0	1
HJSCA Tribal Rehab	5	25
BIA - HIP Program	0	0
Lead Based Paint	0	7
<b>All Rehab jobs</b>	<b>51</b>	<b>606</b>



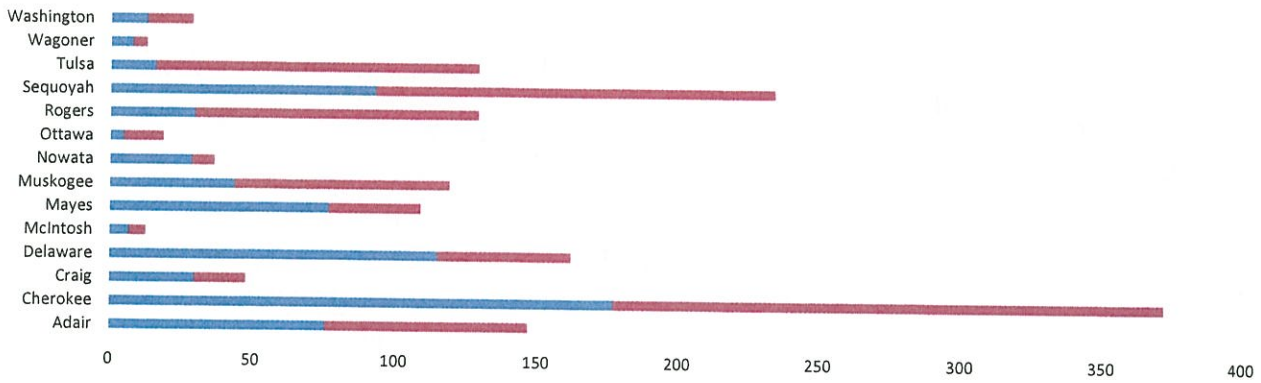
**New Construction Homeownership Program  
Application Data**

By Has Land/Does not have land:

County	Has Land	Without Land	% With Land	% W/O Land	Total Apps
Adair	76	71	52%	48%	147
Cherokee	177	195	48%	52%	372
Craig	30	18	63%	38%	48
Delaware	115	47	71%	29%	162
McIntosh	7	6	54%	46%	13
Mayes	77	32	71%	29%	109
Muskogee	44	75	37%	63%	119
Nowata	29	8	78%	22%	37
Ottawa	5	14	26%	74%	19
Rogers	30	99	23%	77%	129
Sequoyah	93	141	40%	60%	234
Tulsa	16	113	12%	88%	129
Wagoner	8	5	62%	38%	13
Washington	13	16	45%	55%	29
<b>Total:</b>	<b>720</b>	<b>840</b>	<b>46%</b>	<b>54%</b>	<b>1,560</b>

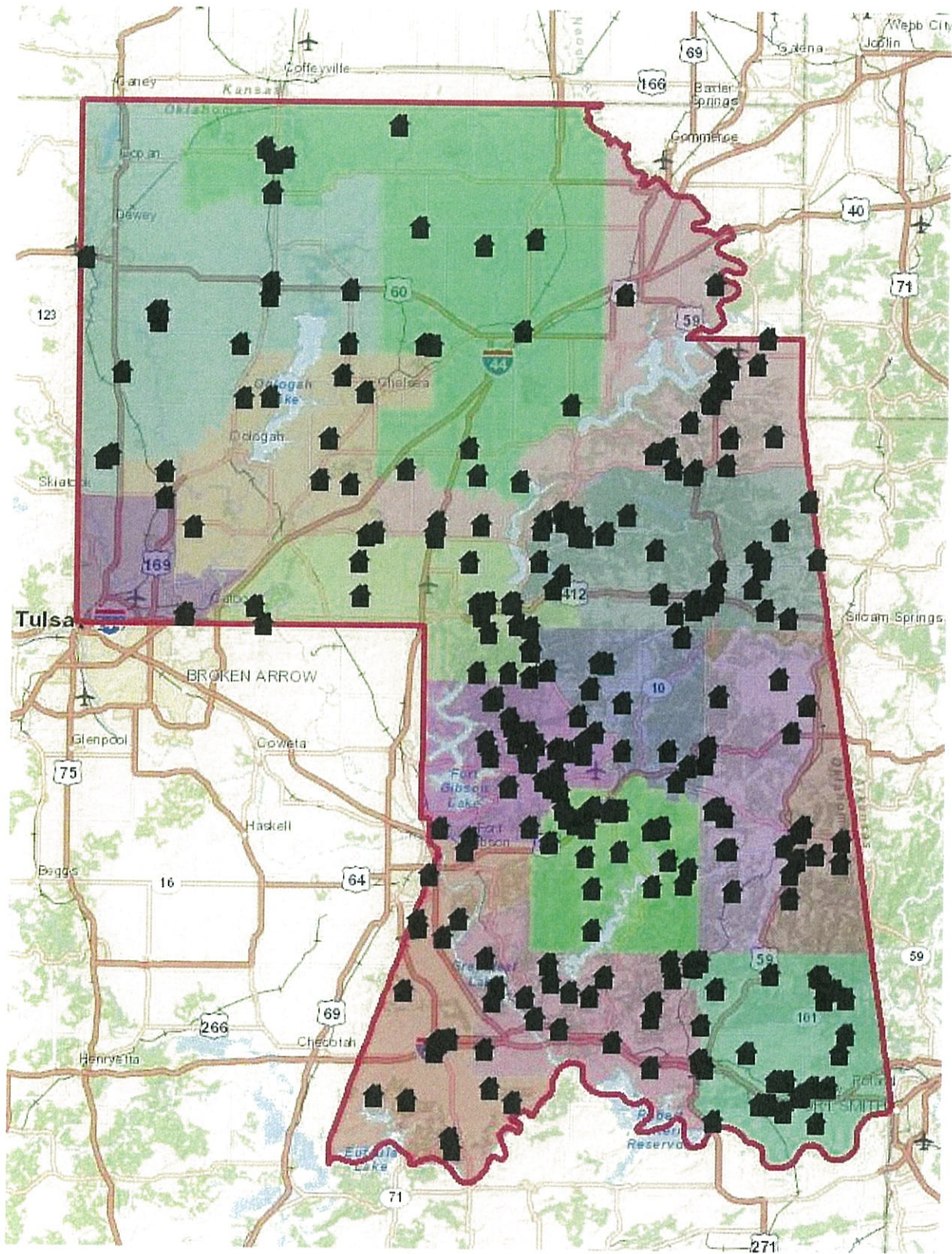


■ Has Land ■ Without Land



Statistics as of: February 4, 2020

# HACN New Construction Program



*The above map is a representation of locations that the HACN has inspected sites for and/or built new homes on the New Home Construction Program.*

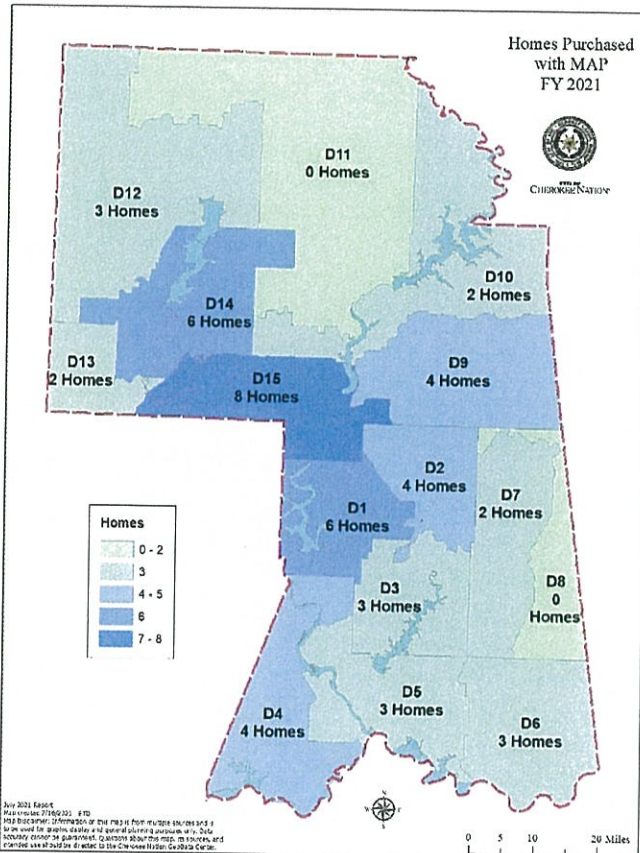


# Commerce Services

Securing and enhancing the financial well-being of the Cherokee people, businesses and communities

Anna Knight, Executive Director  
918-453-5532  
anna-knight@cherokee.org

## Asset Building



## Mortgage Assistance Program

**50 Families** became homeowners through financial counseling and down payment assistance, six of whom used the HUD 184 Loan Program.

Since FY2009, **1,915 households** have used the Mortgage Assistance Program to invest in their family's future and purchase a home.

## MAP Household Averages

Household Income	\$39,770.83
Home Price	\$124,208.34
Equity Created	20.68%

## iSave

**iSave is a great way for Cherokee families to update and rehab the home they own** (property does not have to be mortgage free; it just has to be in the name of the Cherokee iSave participant. This is a matched savings program, where wherein income eligible families save money over a period and the iSave program matches the families' savings to build financial assets. **58 families are actively saving in iSave** for home rehabilitation. **35 families have received matching funds** to make home repairs or improvements.

**Matching funds can be used for anything that increases the value of the primary residence**, for example, a storm shelter, flooring, fencing, sidewalks, major appliance replacement, roofing, plumbing, etc

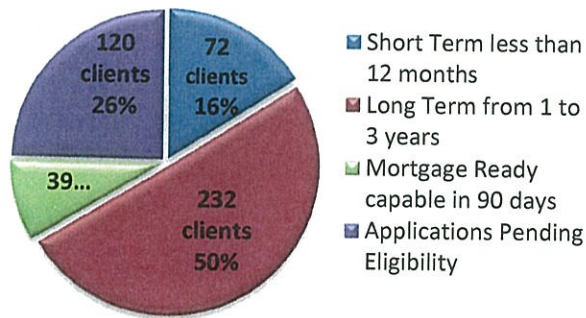
## Financial Empowerment Program

This grant program helps HACN residents become financially prepared to leave subsidized housing programs. The financial coaches provide a holistic approach by helping the clients connect, and work through, with CN resources, as needed, through Career Services, Education, Human Services, and Health Services. We work closely with HACN to connect with this market. *(This is the same holistic approach our financial coaches take in working with all clients.)*

**Residents who need help completing applications for assistance from the Cherokee Nation or state/federal agencies, access to the internet, obtaining needed documents such as social security cards or birth certificates, or access to a laptop to create or modify a resume should contact us at 918-453-5536.**

## Financial Coaching

### MAP Applications and Financial Counseling



**464 families are in the homebuyers' pipeline**, having either completed or are currently active in financial counseling.

Since FY07, **1015 families unable to obtain a non-predatory mortgage on their own** have completed self-sufficiency counseling and obtained a non-predatory mortgage.

**YTD, 24 families** have finished counseling and obtained a non-predatory mortgage.

**630 families** have participated in financial and credit coaching this year; 361 of them are still actively pursuing their goals.

100% of financial coaching participants list program benefits as:

- learning to budget
- learning to save money
- learning to pay off debt

### Financial Coaching Impact

Average Debt to Income with Mortgage	30.10%
Reduction in Debt to Income Reduction	3.50%
Increase in Net Worth	\$29,728.08

**1,242 consumer loans totaling \$1,585,376** have been made through the Small Business Assistance Center as of July 15th.

Families using MAP to purchase a home must attend a comprehensive **homeownership training**. Year to date **295 families have attended virtual classes**.

Employees and the public have the opportunity to attend financial education classes on topics ranging from creating spending plans to balancing checkbooks. Year to date, **321 people have attended community and work based financial education classes**.

## Volunteer Income Tax Assistance (VITA)

Year Prepared	Number of Returns Prepared/Filed	\$ Amount of Tax Refunds Received
2021	2,183	\$3.02 M
2020	1,962	\$2.7 M
2019	1,966	\$2.5 M
2018	1,589	\$2.3 M
2017	1,609	\$2.4 M
2016	1,799	\$2.2 M

The Volunteer Income Tax Assistance Program provides free tax preparation and filing services for income eligible families in Cherokee Nation. The Tax Preparation schedule is available and the Cherokee Nation VITA Program is scheduling appointments. Contact the Small Business Assistance Center at 918-453-5536 for more information. **On average, people using our VITA services, save \$250 in preparation fees.**

## Training Schedule

In-person classes have been suspended, until it is again safe to hold classes. We are continuing **online Homebuyers Education and Financial Empowerment** classes.

Interested in participating in the class? Contact Cassandra Carter at 918-453-5536 or [cassandra-carter@cherokee.org](mailto:cassandra-carter@cherokee.org).

Workshops and Classes			
July 19	Online	6:00 pm – 7:30 pm	Homebuyers Training
August 13	Online	11:30 am – 12:30 pm	Financial Empowerment
August 16	Online	11:30 am – 12:45 pm	Homebuyers Training
August 23	Online	6:00 pm – 7:30 pm	Homebuyers Training
September 17	Online	11:30 am – 12:30 pm	Financial Empowerment
September 20	Online	6:00 pm – 7:30 pm	Homebuyers Training
October 15	Online	12:00 pm – 1:00 pm	Financial Empowerment
October 4	Online	6:00 pm – 7:30 pm	Homebuyers Training
October 18	Online	11:30am – 1:00 pm	Homebuyers Training

**“The MAP Program helped me understand in more detail the home buying process and what to look for. It is very beneficial.”**

*C Davis, Mortgage Assistance Program Recipient, Delaware County*

ᏊᏍᏉ ᏅᏍᏆ  
CHEROKEE NATION®



© 2009 Cherokee Nation.

# Office of Veterans Affairs

## Tribal Council Monthly Report

July 2021



### **S. Joe Crittenden**

Secretary of Veteran Affairs

Email: [joe-crittenden@cherokee.org](mailto:joe-crittenden@cherokee.org)

Phone Number: (918) 453-1990

### **Barbara Foreman**

Director

Email: [barbara-foreman@cherokee.org](mailto:barbara-foreman@cherokee.org)

Phone Number: (918) 772-7837

### **Kimberly Lack**

Clerk III

Email: [kimberly-lack@cherokee.org](mailto:kimberly-lack@cherokee.org)

Phone Number: (918) 772-4166

### **Norman Littledave**

Customer Service Representative

Email: [norman-littledave@cherokee.org](mailto:norman-littledave@cherokee.org)

Phone Number (918) 772-6192

### **Amy Calico**

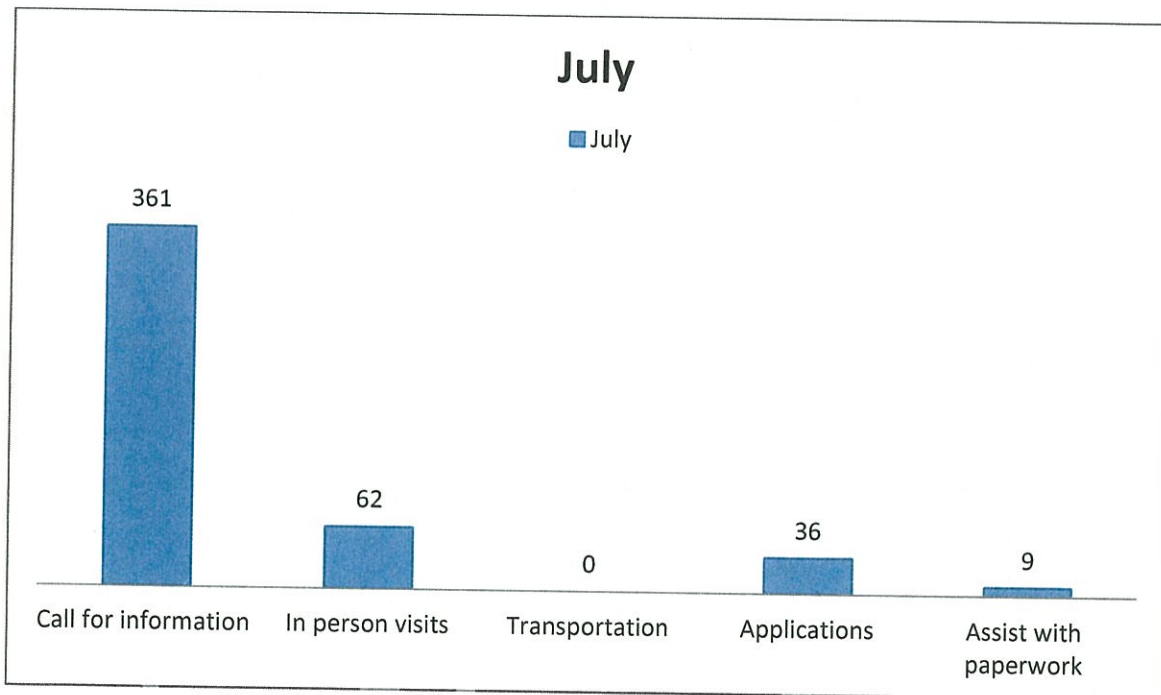
Administration Assistance

Email: [amy-calico@cherokee.org](mailto:amy-calico@cherokee.org)

Phone Number: (918) 453-5695



## Office of Veteran Affairs



Medals of Patriotism awarded 0

Medals of Patriotism awarded through mail 6



## Office of Veteran Affairs

July 2021

- July 1 Meeting with VA Representative regarding Veterans care with the VA
- July 8 Homeless Coalition of Tahlequah meeting
- July 9 Purple Heart meeting at the Center
- July 16 SOVA made a trip to Wyandotte with Former Chief Baker to look at a tank for the ctr
- July 21 S. Coffeyville/Nowata Veterans Food Outreach
- July 22 Resource Training meeting with Career Services and Veteran center staff
- July 25 SOVA will attend a board meeting at the Oklahoma National Guard Museum
- July 27 Cherokee County Veterans Council meeting
- July 28 C. N. Housing and the Innovative Readiness Training meeting
- Aug. 8 Homeless Coalition of Tahlequah
- Aug. 13 Purple Heart Meeting at the Center
- Aug. 24 Cherokee County Veterans Council
- Aug.31 Cherokee County Veterans Council meeting

**Council Notes:**

1. -----

2. -----

3. -----

4. -----

5. -----