

**Group: Marshal Service Month/Year of Report: January 2018
**Executive Director: Shannon Buhl Phone: 918-207-3800
Email: shannon-buhl@cherokee.org****

1. Budget Highlights-Please Refer to Monthly Financial Report

2. Program Highlights for December:

<u>District 1 412 North</u>	<u>District 2 412 South</u>
Information Report (10)	Information Report (13)
Warrants (1)	Warrants (18)
Other Agency Assists (11)	Other Agency Assists (79)
Warnings (3)	Warnings (28)
Citations (1)	Citations (8)
Alcohol/Drug Arrests (1)	Alcohol/Drug Arrests (22)
A&B/DV (0)	A&B/DV (3)
Burglary/Theft/Larceny (1)	Burglary/Theft/Larceny (1)
Sexual Assault (1)	DUS (1) Child Abuse (1)
MVC (3)	Possess Forearm in Commission of Felony (4)
	Contraband into Penal Institution (1)

3. Special Operations:

- Dive (0)
- SWAT (0)
- Casino Requests (58) 4th Quarter
- Task Force (56)

4. Accomplishments:

- CTOS-Suzanne Drywater
- Tactical Medicine for Patrol-Daniel Mead

5. Security:

- Security Violations (0)
- Vehicle Assists (26)
- Incident Reports (2)
- Employee Christmas Program
- Council Christmas Social and Open House

6. Facilities:

Claremore (0)
Hastings (5) EDO
Redbird Smith (0)
Three Rivers (0)
Cooweescoowee Ocheleta (0)
Wilma P Mankiller (0)

7. Community:

Shawwna Roach/Danny Tanner
De-escalation/Active Shooter CN H.R. Class, Career Services-Siloam Springs
Treat Assessment-CN Roads Department

Franky Dreadfulwater
DARE/REAL-Cave Springs School, Marble City/Dahlongegah Schools
Presentation-Youth Shelter Kids
Bullying/Gangs/Drug Awareness-Adair County Schools
Basketball Game-Marble City/Dahlongegah/Maryetta Schools
Christmas Play-Bell School
Christmas Social-Marble City
Patrol Bell area due to Forestry Division
Assist families in Eagle Addition with housing repair resources
Greasy Community Building-Elder visits

John Timothy
Home games for Immersion and Sequoyah High School
A.C.T. Testing
Parent Teacher Conference
After School Functions/Club meetings

8. Patrols:

District 1	091
District 2	<u>271</u>
Total	362



Cherokee Nation Tribal Council Rules Committee Report

Group: Cherokee Nation Election Commission

Administrator: Marcus Fears

Email: fears-marcus@cherokee.org

Phone: 918-458-5899

January 2018

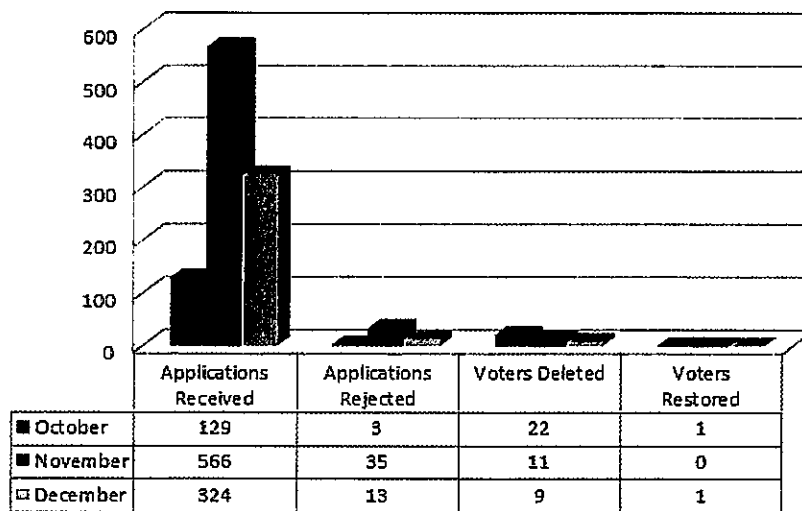
I. Budget Highlights

a.) FY 18 budget is being implemented for use in the 2018 fiscal year.

II. Program Highlights

a.) Voter Processing:

Voter Registration Statistics



b.) Voter Registration YTD Statistics for 2017:

i. Applications Received – 11,134

ii. Applications Rejected – 188

iii. Voters Deleted – 359

iv. Voters Restored – 54

v. As of 12/28/2017 we have **69,240** registered voters

c.) Statistical Report:

Detailed Statistical Data Attached.

III. Accomplishments

a.) Deceased/Relinquished Status:

CNEC has stayed current with monthly Tribal Registration deceased and relinquished citizen listings.



Cherokee Nation Tribal Council Rules Committee Report

Group: Cherokee Nation Election Commission

Administrator: Marcus Fears

Email: fears-marcus@cherokee.org

Phone: 918-458-5899

b.) Community and Service Meetings:

As the CNEC staff attends Community and Service meetings, our primary focus is to provide voter education, answer questions and register citizens to vote. The CNEC staff and Commissioners attended a total of 15 events this past quarter and received 173 registrations from those events.

- October
 - Claremore – 7 Voter Registrations
 - Nowata – 5 Voter Registrations
 - Maryetta – 24 Voter Registrations
 - Cherokee Co. – 8 Voter Registrations
 - Three Rivers – 9 Voter Registrations
 - Dewey – 9 Voter Registrations
- November
 - Roland – 1 Voter Registration
 - OSIYO Expo Vinita – 22 Voter Registrations
 - Muskogee – 56 Voter Registrations
 - South Coffeyville - 6 Voter Registrations
 - District 8 Baron (C) – 1 Voter Registration
 - Vinita (C) – 3 Voter Registrations
 - Sallisaw Districts 5&6 (C) – 2 Voter Registrations
- December
 - Cherokee Nation Christmas Open House – 17 Voter Registrations
 - Hulbert (C) – 3 Voter Registrations

IV. Future Plans and Initiatives

- a.) The CNEC office will be working and preparing for the 2019 election cycle.
- b.) Continue to update and correct voter's addresses in the Election Commission database.
- c.) CNEC staff will continue citizen outreach by maintaining our attendance at Community and Service Meetings.

Date Range: 12/01/2017 - 12/29/2017

Applications Received

Voter Registration Applications	324
Absentee Applications	0
Total	324

Registration Applications Rejected

Insufficient Address	4
Legacy	0
No Roll Number	8
Not Signed	0
Under Age	1
Total	13

Deleted Registrations

Duplicate	0
Freedmen	0
Inactive	0
Voter Deceased	7
Voter Relinquished	2
Total	9

Registration Status Changes

Deleted Restored	1
Total	1

Chronicle- Voter Registration by District and Precinct

12/28/2017 10:40 AM

District	Precinct	Voters
District No. 1	Hulbert	1,142
	Okay	293
	Tahlequah (1)	1,500
Total for District		2,935
District No. 2	Briggs	200
	Lowrey	218
	Tahlequah (2)	2,361
Total for District		2,779
District No. 3	Keys	763
	Tahlequah (3)	1,707
Total for District		2,470
District No. 4	Ft. Gibson	1,109
	Muskogee	513
	Warner	720
Total for District		2,342
District No. 5	Gore	297
	Sallisaw (5)	560
	Vian	1,135
	Warner	1
Total for District		1,993
District No. 6	Belfonte	116
	Marble City	174
	Muldrow	1,532
	Sallisaw (6)	1,385
Total for District		3,207
District No. 7	Cave Springs	279
	Chewey	90
	Stilwell (7)	2,583
	Westville (7)	775
Total for District		3,727
District No. 8	Bell	211
	Stilwell (8)	962
	Westville (8)	379
Total for District		1,552
District No. 9	Jay (9)	691

Chronicle- Voter Registration by District and Precinct

12/28/2017 10:40 AM

<u>District</u>	<u>Precinct</u>	<u>Voters</u>
District No. 9	Kansas	1,265
	Kenwood	129
	Salina (9)	532
Total for District		2,617
District No. 10	Afton	575
	Grove	705
	Jay (10)	747
	Pryor (10)	531
	Salina (10)	198
	Spavinaw	148
Total for District		2,904
District No. 11	S. Coffeyville	428
	Vinita	1,696
	Welch	128
Total for District		2,252
District No. 12	Bartlesville	1,558
	Nowata	689
	Skiatook	111
Total for District		2,358
District No. 13	Catoosa	340
	Collinsville	969
	Tulsa	1,818
Total for District		3,127
District No. 14	Chelsea	527
	Claremore (14)	2,367
	Oologah	381
Total for District		3,275
District No. 15	Claremore (15)	792
	Locust Grove	858
	Pryor (15)	823
	Salina (15)	49
Total for District		2,522
At Large	At Large	29,180
Total for District		29,180
Grand Total		69,240

vr2120

Page 2 of 2

Date Range: 01/01/2017 - 12/31/2017

Applications Received

Voter Registration Applications	5,311
Absentee Applications	5,823
Total	11,134

Registration Applications Rejected

Insufficient Address	81
Legacy	0
No Roll Number	51
Not Signed	31
Under Age	25
Total	188

Deleted Registrations

Duplicate	10
Freedmen	0
Inactive	0
Voter Deceased	343
Voter Relinquished	6
Total	359

Registration Status Changes

Deleted Restored	54
Total	54



CHEROKEE NATION TRIBAL COUNCIL RULES COMMITTEE REPORT

Group: Tax Commission

Month/Year of Report: January, 2018

Group Leader: Sharon Swepston

Phone:

E-mail: Sharon-sweepston@cherokee.org

I. Budget Highlights

- a.) Please refer to the monthly financial report from Finance.

II. Program Highlights

a.) Motor Vehicle

1. Year to Date Motor Vehicle revenue for FY18 compared to FY17 as of November 30th 2017 & November 30th 2016, had an overall increase of 12.52%.
2. The month to month revenue comparison for November 2016 (FY17) compared to November 2017 (FY18) shows an increase of 11.78%.
3. The detail for all areas of revenue for motor vehicle is shown on the attached graphs.
4. FY18 new tags issued in the Extended Jurisdictional Boundary for October 627, November 574.

b.) Revenue and Taxation Division

1. Year to Date Revenue and Taxation (Tobacco) for FY18 compared to FY17 as of November 30th 2017 & November 30th 2016, had an overall increase of 2.55%.
2. A month to month revenue comparison for November 2016 (FY17) compared to November 2017 (FY18) shows an increase of 3.70%.
3. The detail for all areas of tax is shown on the attached graphs.

c.) Future Plans/New Initiatives

1. The next Tax Commission meeting is scheduled for January 25, 2018 at 12:00 pm in the CNTC Conference room.
2. The Veterans Sales Tax Exemption Cards have been mailed out to all qualified applicants. As of January 2, 2018 we have mailed out 333 Veteran Sales Tax Exemption Cards. CNE has implemented their upgraded system to process the new sales tax exemptions for Cherokee veterans.
3. We have received our report for November 2017 purchases and payment from the State of Oklahoma and rebates are scheduled to be distributed to the retailers by or before January 15, 2018.

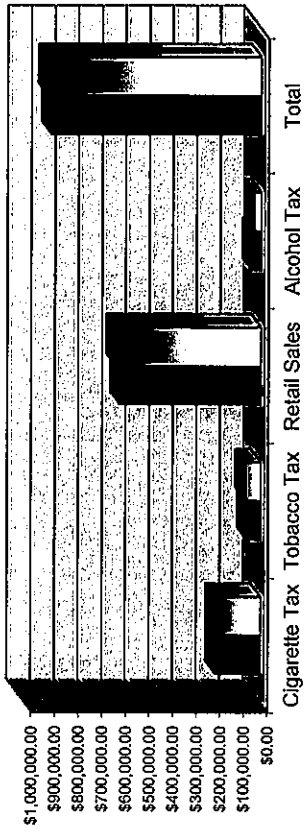


CHEROKEE NATION TAX COMMISSION

NOVEMBER, 2017

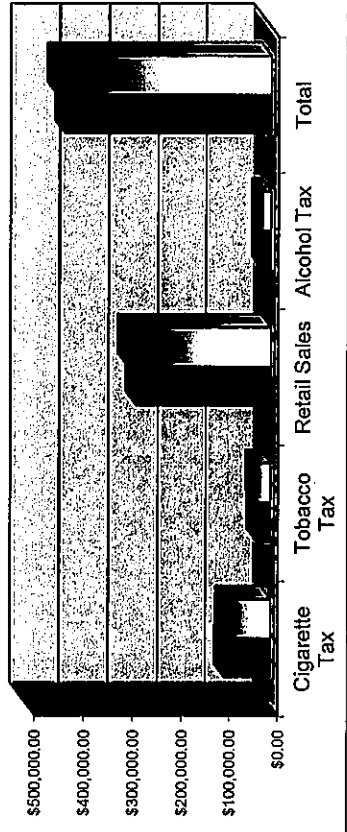
	Cigarette Tax	Tobacco Tax	Retail Sales	Alcohol Tax	Total
FY17	\$191,636.96	\$60,121.15	\$597,304.34	\$40,243.18	\$889,305.63
FY18	\$192,454.48	\$64,830.97	\$614,819.67	\$30,902.15	\$903,007.27
% of Change	0.43%	7.83%	2.93%	-23.21%	1.54%

R & T Gross Revenue Comparison Year to Date



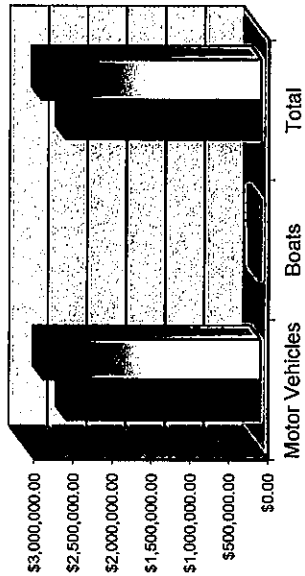
	Cigarette Tax	Tobacco Tax	Retail Sales	Alcohol Tax	Total
FY17	\$96,548.56	\$29,770.65	\$279,582.64	\$19,439.65	\$425,341.50
FY18	\$93,620.72	\$31,464.46	\$296,571.91	\$19,438.55	\$441,095.64
% of Change	-3.03%	5.69%	6.08%	-0.01%	3.70%

R & T Gross Revenue Comparison Month to Month



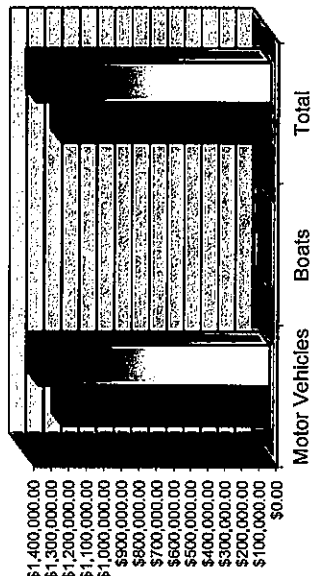
	Motor Vehicles	Boats	Total
FY17	\$2,492,251.33	\$20,631.33	\$2,512,882.66
FY18	\$2,786,750.74	\$40,638.02	\$2,827,388.76
% of Change	11.82%	96.97%	12.52%

MV Gross Revenue Comparison - Year to Date



	Motor Vehicles	Boats	Total
FY17	\$1,199,337.29	\$9,178.02	\$1,208,515.31
FY18	\$1,334,201.03	\$16,713.85	\$1,350,914.88
% of Change	11.24%	82.11%	11.78%

MV Gross Revenue Comparison - Month to Month



I. Budget Highlights – please refer to Monthly Financial Report.

Description of Budget exceptions: No budget exceptions to report.

II. Program Highlights

a. HHS – LIHEAP

On November 30, 2017, HHS notified the Nation that it had been selected for a FY 2016 program assessment. HHS conducts assessments of grantees under the Low Income Home Energy Assistance Program (LIHEAP). The review provides HHS with an opportunity to assist grantees in their ongoing efforts to operate effectively and to fulfill HHS obligation to ensure grantees are operating in compliance with the LIHEAP statute and regulations. The on-site assessment will be conducted January 30, 2018 – February 1, 2018. Human Services is currently providing materials to HHS to adequately prepare for and streamline the on-site visit.

b. GPRA Reporting

On December 27, 2017, Human Services completed the 1st quarter FY 18 Government Performance Reporting Act Performance Measures Report. The reporting measure, General Assistance (GA), provides assistance to those who have no access to temporary assistance to needy families. GA has traditionally played a large role in the ability of tribes to take care of their citizens. Recipients of GA must complete goals identified in an Individual Self-Sufficiency Plan (ISP). The report reflected that 100% of those receiving general assistance completed their ISP.

c. 2020 Budget Formulation and Unfunded Obligations Survey

As reported last month, the Self Governance staff gathered, completed and submitted the 2020 Budget Formulation material to BIA to be compiled with other Tribes across the Nation for use in preparing the budget submission to Congress. The second part of the 2020 budget formulation process consists of an Unfunded Obligations Survey. Using the information submitted by each of the program, the survey was completed and submitted on December 27, 2017. This survey will allow for development of an unfunded Obligation Report that is calculated consistently across tribes. By collecting the data for all of the program lines, using the variables provided, BIA can provide a valid and well documented outline of the need in Indian country. The development of the budget formulation process is ongoing, the Self Governance Director and Self Governance General Counsel will be participating on a workgroup to strengthen this process.

d. Housing Improvement Program

On December 29, 2017, the Nation submitted to the BIA its 2018 Housing Improvement Plan (HIP). The plan lists 62 eligible individuals on the Tribal Work Plan. These applicants are rated and ranked according to specific criteria. The final determination on eligible applicants is made by BIA Headquarters based on the lists submitted by all Tribes across the Nation and those with the highest priority ranking.

e. Revised Certificate of Degree of Indian Blood Policy

On December 18, 2017, the Eastern Oklahoma Regional Director, BIA, issued a revised policy for the issuance of Certificates of Degree of Indian Blood. This revised policy was in response to discussions with tribal enrollment departments, including the Cherokee Nation. Regional Office staff will be contacting the Tribal Registrar to set up training on the revised policy.

f. Contract Support Cost Settlement

Chief Baker announced in last month's Council Meeting that a 1998 contract cost settlement had been reached. On December 24, 2017, the Nation received a signed copy of the Settlement Agreement between the Cherokee Nation and the Indian Health Service. The contract claim alleged that IHS breached the FY 1998 compact by failing to pay contract support costs as required by the compact and ISDEAA.

g. Special Diabetes Program for Indians

As you know, there is a Continuing Resolution through January 19, 2018 at the current year funding levels. Importantly, the bill also contained a short term extension for the Special Diabetes Program for Indians. The extension for SDPA runs through March 31, 2018.



GWYᎠ DᎢᎦ ᎠᎵᎠᎠᎠᎠᎠᎠ ᎠᎵᎠᎠᎠᎠ
Cherokee Nation Gaming Commission

Director's Report

12 January 2018

2017 COMPACT FEE PAYMENTS

	State	Fair Meadows	OHRC	Sub-Total	YTD
Jan	\$ 994,249.20	\$ 56,521.19	\$ 206,179.79	\$ 1,256,950.18	\$ 1,256,950.18
Feb	\$ 1,377,829.72	\$ 56,471.18	\$ 216,547.14	\$ 1,650,848.04	\$ 2,907,798.22
Mar	\$ 1,566,675.07	\$ 56,221.16	\$ 235,661.31	\$ 1,858,557.54	\$ 4,766,355.76
Apr	\$ 1,358,857.25	\$ 56,187.83	\$ 217,486.90	\$ 1,632,531.98	\$ 6,398,887.74
May	\$ 1,373,201.62	\$ 56,221.16	\$ 217,013.77	\$ 1,646,436.55	\$ 8,045,324.29
June *	\$ 1,368,338.89	\$ 55,871.14	\$ 218,556.18	\$ 1,642,766.21	\$ 9,688,090.50
July	\$ 1,415,736.60	\$ 56,037.82	\$ 222,629.88	\$ 1,694,404.30	\$ 11,382,494.80
Aug	\$ 1,331,880.99	\$ 56,404.51	\$ 213,067.56	\$ 1,601,353.06	\$ 12,983,847.86
Sept	\$ 1,434,707.43	\$ 55,371.10	\$ 227,839.84	\$ 1,717,918.37	\$ 14,701,766.23
Oct	\$ 1,323,647.54	\$ 54,804.38	\$ 207,307.16	\$ 1,585,759.08	\$ 16,287,525.31
Nov	\$ 1,181,551.46	\$ 54,354.35	\$ 209,281.80	\$ 1,445,187.61	\$ 17,732,712.92
Dec				\$ -	\$ 17,732,712.92
YTD Adj.	\$ -	\$ -	\$ -	\$ -	\$ 17,732,712.92
	\$ 14,726,675.77	\$ 614,465.82	\$ 2,391,571.33	\$ 17,732,712.92	

* Includes \$35,000 Annual Oversight Assessment Fee

NIGC Fee Payments	
March	\$ 75,225.80
June	\$ 75,225.80
September	\$ 75,225.80
December	\$ -
TOTAL	\$ 225,677.40

Total Compact & NIGC Fee Payments \$ 17,958,390.32

COMPACT FEE PAYMENT SUMMARY

	State	Fair Meadows	OHRC	Sub-Total	LTD
2005	\$ 2,948,594.00	\$ 500,040.00	\$ 1,478,858.36	\$ 4,927,492.36	\$ 4,927,492.36
2006	\$ 7,629,889.06	\$ 1,788,222.63	\$ 7,238,117.75	\$ 16,656,229.44	\$ 21,583,721.80
2007	\$ 11,472,065.73	\$ 962,047.93	\$ 4,573,604.66	\$ 17,007,718.32	\$ 38,591,440.12
2008	\$ 11,656,274.15	\$ 765,407.17	\$ 3,457,394.08	\$ 15,879,075.40	\$ 54,470,515.52
2009	\$ 12,258,076.70	\$ 749,466.52	\$ 2,393,709.96	\$ 15,401,253.18	\$ 69,871,768.70
2010	\$ 12,530,548.89	\$ 654,902.38	\$ 2,245,073.51	\$ 15,430,524.78	\$ 85,302,293.48
2011	\$ 12,842,971.99	\$ 624,666.63	\$ 2,263,371.18	\$ 15,731,009.80	\$ 101,033,303.28
2012	\$ 13,191,133.21	\$ 635,500.83	\$ 2,429,283.07	\$ 16,255,917.11	\$ 117,289,220.39
2013	\$ 13,775,089.66	\$ 671,503.73	\$ 2,454,446.83	\$ 16,901,040.22	\$ 134,190,260.61
2014	\$ 13,491,207.55	\$ 694,488.92	\$ 2,468,666.10	\$ 16,654,362.57	\$ 150,844,623.18
2015	\$ 14,936,985.92	\$ 710,606.84	\$ 2,660,767.00	\$ 18,308,359.76	\$ 169,152,982.94
2016	\$ 15,320,619.36	\$ 696,172.36	\$ 2,664,645.01	\$ 18,681,436.73	\$ 187,834,419.67
2017	\$ 14,726,675.77	\$ 614,465.82	\$ 2,391,571.33	\$ 17,732,712.92	\$ 186,885,695.86
	\$ 111,795,850.94	\$ 8,046,246.74	\$ 31,002,525.50	\$ 205,567,132.59	

LICENSING SUMMARY

Location	Key Employee	PMO	Total
Catoosa	964	388	1,352
Catoosa - SS	8	1	9
CNGC	-	62	62
Corporate	84	120	204
Ft. Gibson	76	36	112
Grove	90	40	130
Ramona	74	41	115
Roland	231	100	331
Sallisaw	70	40	110
SCC	70	33	103
Tahlequah	113	67	180
WSS	416	164	580
TOTALS	2,196	1,092	3,288

VENDOR LICENSES

Entity	Class A	Class C	Exempt	Total
Companies	104	-		104
Individuals	806	-	-	806

GAMING MACHINES

K											
Vendor	Catoosa	Cat SS	Ft. Gibson	Roland	Sallisaw	WSS	Ramona	Tah.	SCV	Grove	Totals
CLASS II											
AGS	-	-	-	-	-	16	-	22	-	-	38
Bally	-	-	-	8	-	-	-	-	-	-	8
Cadillac Jack	20	-	6	8	-	-	-	8	-	-	42
Eclipse	-	-	-	-	-	-	-	27	-	-	27
GTAG/WMS	-	-	-	-	-	-	-	-	-	-	-
Multimedia	-	-	-	16	4	-	-	-	-	14	34
Nova	-	-	-	-	-	-	-	8	-	-	6
Rocket	20	-	-	-	-	-	-	-	-	6	6
VGT	929	52	212	320	107	604	188	141	118	143	2,814
Sub-Total	969	52	218	352	111	620	188	206	118	163	2,997
COMPACT											
AGS	51	4	22	31	10	16	19	4	8	22	187
Ainsworth	60	-	-	27	12	51	-	14	8	16	188
Aristocrat	128	10	34	40	6	119	24	11	16	31	419
Aruze	46	-	4	24	-	30	8	10	14	12	148
Bally	247	6	59	94	24	213	53	46	30	55	827
Cadillac Jack	10	-	-	-	-	6	-	-	-	-	16
IGT	460	3	76	117	59	292	57	71	40	78	1,253
Incredible Technologies	23	-	10	8	-	21	6	9	6	-	83
Konami	80	-	24	36	12	78	27	23	16	8	304
Multimedia	53	-	14	35	6	65	24	14	14	4	229
Nova	-	-	-	-	-	-	8	-	8	-	16
Speilo	20	-	4	14	-	17	6	-	-	-	61
VGT	-	-	-	-	-	-	-	-	-	-	-
WMS	179	7	14	66	15	96	34	5	22	8	446
Sub-Total	1,357	30	261	492	144	1,004	266	207	182	234	4,177
Grand Total	2,326	82	479	844	255	1,624	454	413	300	397	7,174
Class II	969	52	218	352	111	620	188	206	118	163	2,997
% of floor	41.66%	63.41%	45.51%	41.71%	43.53%	38.18%	41.41%	49.88%	39.33%	41.06%	41.78%
Compact	1,357	30	261	492	144	1,004	266	207	182	234	4,177
% of floor	58.34%	36.59%	54.49%	58.29%	56.47%	61.82%	58.59%	50.12%	60.67%	58.94%	58.22%
TOTAL	2,326	82	479	844	255	1,624	454	413	300	397	7,174

CARD / TABLE GAMES

Card & Table Games				
Game	Catoosa	Roland	WSS	Total
Poker	14	-	8	22
3-Card Poker	1	1	1	3
Prog. 3-Card Poker	1	-	-	1
Blazin' 7's	-	1	1	2
Mississippi Stud Prog	1	-	1	2
WPT Heads Up Hold	2	1	-	3
Progressive UTH	3	1	3	7
Blackjack	14	2	6	22
FreeBet Blackjack	3	1	1	5
21 + 3	5	1	4	10
Bonus Roulette	3	1	1	5
Bonus Craps	1	-	-	1
TOTAL	48	9	26	83

HUMAN RESOURCES

December 2017

NASON MORTON, EXECUTIVE DIRECTOR
Extension 5682

Human Resources is currently working on the revision of Cherokee Nation Human Resources Policies and Procedures (CNHRPP), Chapter III and portions of Chapter II. As of December 19, 2017 the total number of Employees is 3613. Of those employees, 2988 are Cherokee and 259 are members of another Federally recognized tribe.

EMPLOYMENT

Processed	Monthly	YTD
Number of Employees Hired	15	449
% of Cherokees Hired	73	76
% of Indians Hired	20	7
# of Applications Received	229	4523
# of Interview Panels Sent	65	803

COMPENSATION

Processed	Monthly	YTD
# of Terminations	27	356
# of Voluntary Terminations	22	286
# of Involuntary Terminations	5	70

BENEFITS

Processed	Monthly	YTD
Educational Reimbursement Requests	3	45
401(k) Distributions	69	613
401(k) Loans	25	263
401(k) Hardship	5	49
FMLA	36	453
COBRA	38	563
Short Term Disability	16	174

EMPLOYEE RELATIONS & DEVELOPMENT

Orientations/Trainings Presented	Monthly	YTD
Trainings Presented	24	310

RISK MANAGEMENT
December 2017
NASON MORTON, EXECUTIVE DIRECTOR
Extension 5682

INSPECTIONS:

Life Safety Code and OSHA Regulation inspections were conducted on the below sites:

- Roland Travel Plaza – Certificate of Occupancy Issued
- Facility Tour with Brown and Brown Broker
- Markoma Boys Dorm
- Markoma Girls Dorm
- Markoma Library
- Career Services Adult Learning Center
- PACE Elderly Care Center
- PACE Administration Building
- PACE Maintenance Building
- Hwy 51 – CCO
- Owen School Building
- TERO Building
- Surge Tech Building
- Sprinkler System Inspections – Complex, Veterans, FRB, and EMS
- QI Inspections – WW Hastings, Cascade Building, and Behavioral Health Building

CONSTRUCTION INSPECTIONS/MEETINGS:

- W.W. Keeler Complex 2nd Story Project
- New Health Center – Project and Sub. Contractor Meetings and Safety Inspections
- CN Pavilion – Construction Meeting
- TEC Building – Remodel
- Complex – South Entrance Construction
- Three Rivers Clinic Parking Lot Re-Surfacing

Technical Assistance:

- Employee Emails on Safety – Parking Lot Safety, Holiday Safety Tips, 12 Days of Safety, Space Heater Safety, and Winter Weather Safety
- Fire Protection System Recommendation sent to Architect for Saline Courthouse
- Claims Meeting – Property Casualty
- NFPA Research – All NFPA Codes and Guidelines
- JBC – Research on Life Safety Codes
- CN Employee Christmas Gathering

- PACE Elder Care Center Christmas Gathering
- TEC Building – clearance questions – Imaging
- Boiler Inspections with Hartford Steam and Boiler – Reports sent to Facilities
- Ergonomic Assessment – Health

- Evac. Plan Update for all Cherokee County property location – to be provided to Tahlequah Fire Department
- Provide Evacuation Plans of Tribal owned buildings to Tribal Facilities for new ARC Program they are working on.
- Accident Investigations – Facilities, ECU, FRB, etc....

Trainings:

- Active Assailant Response Training at Hard Rock Casino
- ECU New Employee Orientation
- Water and Sanitation – Trench Safety