

**Group: Marshal Service Month/Year of Report: November 2017
**Executive Director: Shannon Buhl Phone: 918-207-3800
Email: shannon-buhl@cherokee.org****

1. Budget Highlights-Please Refer to Monthly Financial Report

2. Program Highlights for October:

<u>District 1 412 North</u>	<u>District 2 412 South</u>
Information Report (5)	Information Report (18)
Warrants (0)	Warrants (13)
Other Agency Assists (6)	Other Agency Assists (126)
Warnings (12)	Warnings (31)
Citations (0)	Citations (10)
Alcohol/Drug Arrests (1)	Alcohol/Drug Arrests (16)
A&B/DV (0)	A&B/DV (1)
Burglary/Theft/Larceny (1)	Burglary/Theft/Larceny (4)
Fraud/Forgery (1)	Trespass (1)
False ID as Police Officer (1)	Fraud/Forgery (1)
MVC (1)	Vandalism (1)

3. Special Operations:

- Dive (0)
- SWAT (1)
- Casino Requests (79) 3rd Quarter
- Task Force (56)

4. Accomplishments:

- SAR Bike Training-Danny Tanner, Jeremie Fisher, Joe Rainwater
- CLEET Training-Austin, Jess Anderson
- Tribal Grants Management-Cecelia Muskrat
- FRRG Regional Micro-meeting-Shannon Buhl
- Oklahoma Military Hall of Fame Induction Ceremony-Shannon Buhl
- IACP-Shannon Buhl
- Gracie LE Retention-Buddy Clinton

5. **Security:**

Security Violations (2)
Vehicle Assists (23)
Incident Reports (4)

6. **Facilities:**

Claremore (0)
Hastings (6) EDO
Redbird Smith (0)
Three Rivers (0)
Cooweescoowee Ocheleta (0) EDO
Wilma P Mankiller (1)

7. **Community:**

Shawwna Roach
RAD-Claremore
CLEET Sex Offender and Critical Incident-Hard Rock
Opioid Safety-River Spirit

Franky Dreadfulwater
DARE/REAL-Cave Springs School, Dahlonegah, School, Greasy School
Marble City School
Presentation-Youth Shelter Kids
Bullying-Bell School
Community Meeting-Tahlequah
Greasy Harvest Festival
Community Meeting-Three Rivers Clinic
Visitation-Dahlonegah School

John Timothy
No Reports

8. **Patrols:**

District 1	119
District 2	<u>430</u>
Total	549



CHEROKEE NATION TRIBAL COUNCIL RULES COMMITTEE REPORT

Group: Tax Commission

Month/Year of Report: November, 2017

Group Leader: Sharon Swepston

Phone:

E-mail: Sharon-sweepston@cherokee.org

I. Budget Highlights

- a.) Please refer to the monthly financial report from Finance.

II. Program Highlights

a.) Motor Vehicle


1. Year to Date Motor Vehicle revenue for FY17 compared to FY16 as of September 30th 2017 & September 30th 2016, had an overall increase of 6.94%.
2. The month to month revenue comparison for September 2016 (FY16) compared to September 2017 (FY17) shows an increase of 4.77%.
3. The detail for all areas of revenue for motor vehicle is shown on the attached graphs.
4. FY17 new tags issued in the Extended Jurisdictional Boundary for October 539, November 539, December 1,187, January 1,285, February 1,409, March 1,775, April 562, May 1,472, June 1,505, July 1,463, August 1,632, September 1,497.

b.) Revenue and Taxation Division

1. Year to Date Revenue and Taxation (Tobacco) for FY17 compared to FY16 as of September 30th 2017 & September 30th 2016, had an overall increase of 6.70%.
2. A month to month revenue comparison for September 2016 (FY16) compared to September 2017 (FY17) shows a decrease of 1.22%.
3. The detail for all areas of tax is shown on the attached graphs.

c.) Future Plans/New Initiatives

1. The next Tax Commission meeting is scheduled for December 13, 2017 at 4:30 pm in the CNTC Conference room.
2. The Veterans Sales Tax Exemption Cards have been mailed out to all qualified applicants. As of November 1, 2017 we have mailed out 300 Veteran Sales Tax Exemption Cards. CNE has implemented their upgraded system to process the new sales tax exemptions for Cherokee veterans.
3. We have received our report for September 2017 purchases and payment from the State of Oklahoma and rebates are scheduled to be distributed to the retailers by or before November 15, 2017.

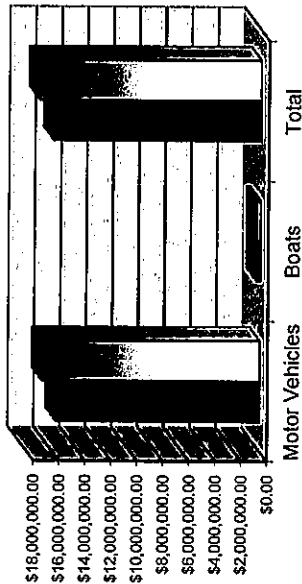


CHEROKEE NATION TAX COMMISSION

SEPTEMBER, 2017

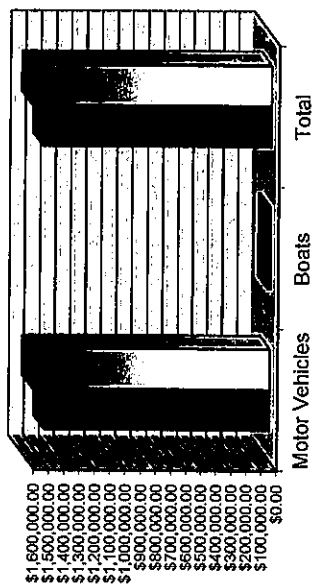
	Motor Vehicles	Boats	Total
FY16	\$15,671,042.16	\$278,204.98	\$15,949,247.14
FY17	\$16,746,253.46	\$310,478.28	\$17,056,731.74
% of Change	6.86%	11.60%	6.94%

MV Gross Revenue Comparison - Year to Date



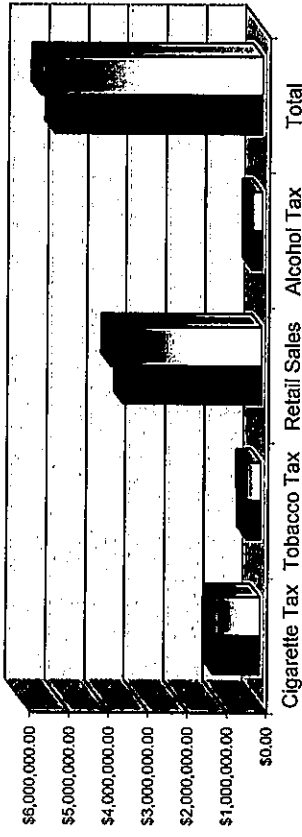
	Motor Vehicles	Boats	Total
FY16	\$1,483,684.68	\$19,137.12	\$1,502,821.80
FY17	\$1,562,132.37	\$12,347.10	\$1,574,479.47
% of Change	5.29%	-35.48%	4.77%

MV Gross Revenue Comparison - Month to Month




	Cigarette Tax	Tobacco Tax	Retail Sales	Alcohol Tax	Total
FY16	\$1,177,211.84	\$345,320.33	\$3,502,834.90	\$250,876.10	\$5,276,243.17
FY17	\$1,160,876.04	\$373,972.40	\$3,831,600.07	\$263,479.46	\$5,629,927.97
% of Change	-1.39%	8.30%	9.39%	5.02%	6.70%

R & T Gross Revenue Comparison Year to Date



	Cigarette Tax	Tobacco Tax	Retail Sales	Alcohol Tax	Total
FY16	\$100,561.12	\$30,154.24	\$320,115.19	\$20,034.19	\$470,864.74
FY17	\$94,223.36	\$29,706.97	\$319,369.42	\$21,830.96	\$465,130.71
% of Change	-6.30%	-1.48%	-0.23%	8.97%	-1.22%

R & T Gross Revenue Comparison Month to Month



I. Budget Highlights – please refer to Monthly Financial Report.

Description of Budget exceptions: No budget exceptions to report.

II. Program Highlights

a. Tribal Self-Governance Advisory Committee

October 23 through 26, Self-Governance staff attended the quarterly meeting of the Self-Governance Advisory Committee in Washington, DC.

During the Indian Health Services portion of the meeting, the Committee discussed several items including a joint letter from the Tribal Self-Governance Advisory Committee (TSGAC) and the Direct Service Tribes Advisory Committee (DSTAC) regarding unpaid and underpaid third party benefits from private insurers, the TSGAC request for consultation on the Sanitation Deficiency System Guide for Reporting Sanitation Deficiencies for Indian Homes and Communities Guidance; a letter to IHS regarding the identification of staff for developing the Level of Need Funded Data; and requesting that tribes have a voice in the Office of Tribal Self-Governance Director interview and selection process. We also discussed purchased and referred care, FY 2018 IHS appropriations, the 2020 national budget formulation, and received an update from the IHS Office of Information Technology regarding tribal technology shares and future plans for the RPMS data system. Finally, we received an update on the contract support cost policy and the implementation of the Affordable Care Act.

During the Interior portion of the meeting, the Self-Governance Advisory Committee (SGAC) received an update on Section 207 of the FAST Act, the Tribal Transportation Self-Governance Program Negotiated Rulemaking Committee. We also discussed the new proposed regulations for Fee to Trust acquisitions and received updates on the FY2018 President's Budget, Bureau of Indian Education programs, and data collection methods relating to the 2020 Census. We also visited with Bryan Rice, a Cherokee Nation Citizen who is the new Director of the Bureau of Indian Affairs.

b. Interior Budget Formulation & Regional Priorities for FY 2019.

On October 12, Self-Governance and finance staff participated in a video conference regarding the FY 2019 Regional Budget Priorities formulation for the Bureau of Indian Affairs. We are working with our departments to identify tribal budget priorities and we will submit this federal report in November.

c. Forestry Management Plan

The Cherokee Nation now has an approved Forestry Management Plan, pending signature by the Regional Director of the Eastern Oklahoma Regional Office. The Cherokee Nation has received forestry program dollars for a number of years but has never had an approved forestry management plan. This plan is critical in establishing a Local Emphasis Area (LEA) with the US Forestry Service for the management of the loblolly pine forest.



Gᵂᵂᵂ ᵂᵂᵂ ᵂᵂᵂᵂᵂᵂ ᵂᵂᵂᵂᵂ
Cherokee Nation Gaming Commission

Director's Report

9 November 2017

2017 COMPACT FEE PAYMENTS

	State	Fair Meadows	OHRC	Sub-Total	YTD
Jan	\$ 994,249.20	\$ 56,521.19	\$ 206,179.79	\$ 1,256,950.18	\$ 1,256,950.18
Feb	\$ 1,377,829.72	\$ 56,471.18	\$ 216,547.14	\$ 1,650,848.04	\$ 2,907,798.22
Mar	\$ 1,566,675.07	\$ 56,221.16	\$ 235,661.31	\$ 1,858,557.54	\$ 4,766,355.76
Apr	\$ 1,358,857.25	\$ 56,187.83	\$ 217,486.90	\$ 1,632,531.98	\$ 6,398,887.74
May	\$ 1,373,201.62	\$ 56,221.16	\$ 217,013.77	\$ 1,646,436.55	\$ 8,045,324.29
June *	\$ 1,368,338.89	\$ 55,871.14	\$ 218,556.18	\$ 1,642,766.21	\$ 9,688,090.50
July	\$ 1,415,736.60	\$ 56,037.82	\$ 222,629.88	\$ 1,694,404.30	\$ 11,382,494.80
Aug	\$ 1,331,880.99	\$ 56,404.51	\$ 213,067.56	\$ 1,601,353.06	\$ 12,983,847.86
Sept	\$ 1,434,707.43	\$ 55,371.10	\$ 227,839.84	\$ 1,717,918.37	\$ 14,701,766.23
Oct				\$ -	\$ 14,701,766.23
Nov				\$ -	\$ 14,701,766.23
Dec				\$ -	\$ 14,701,766.23
YTD Adj.	\$ -	\$ -	\$ -	\$ -	\$ 14,701,766.23
	\$ 12,221,476.77	\$ 505,307.09	\$ 1,974,982.37	\$ 14,701,766.23	

* Includes \$35,000 Annual Oversight Assessment Fee

NIGC Fee Payments	
March	\$ 75,225.80
June	\$ 75,225.80
September	\$ 75,225.80
December	\$ -
TOTAL	\$ 225,677.40

Total Compact & NIGC Fee Payments	\$ 14,927,443.63
--	-------------------------

COMPACT FEE PAYMENT SUMMARY

	State	Fair Meadows	OHRC	Sub-Total	LTD
2005	\$ 2,948,594.00	\$ 500,040.00	\$ 1,478,858.36	\$ 4,927,492.36	\$ 4,927,492.36
2006	\$ 7,629,889.06	\$ 1,788,222.63	\$ 7,238,117.75	\$ 16,656,229.44	\$ 21,583,721.80
2007	\$ 11,472,065.73	\$ 962,047.93	\$ 4,573,604.66	\$ 17,007,718.32	\$ 38,591,440.12
2008	\$ 11,656,274.15	\$ 765,407.17	\$ 3,457,394.08	\$ 15,879,075.40	\$ 54,470,515.52
2009	\$ 12,258,076.70	\$ 749,466.52	\$ 2,393,709.96	\$ 15,401,253.18	\$ 69,871,768.70
2010	\$ 12,530,548.89	\$ 654,902.38	\$ 2,245,073.51	\$ 15,430,524.78	\$ 85,302,293.48
2011	\$ 12,842,971.99	\$ 624,666.63	\$ 2,263,371.18	\$ 15,731,009.80	\$ 101,033,303.28
2012	\$ 13,191,133.21	\$ 635,500.83	\$ 2,429,283.07	\$ 16,255,917.11	\$ 117,289,220.39
2013	\$ 13,775,089.66	\$ 671,503.73	\$ 2,454,446.83	\$ 16,901,040.22	\$ 134,190,260.61
2014	\$ 13,491,207.55	\$ 694,488.92	\$ 2,468,666.10	\$ 16,654,362.57	\$ 150,844,623.18
2015	\$ 14,936,985.92	\$ 710,606.84	\$ 2,660,767.00	\$ 18,308,359.76	\$ 169,152,982.94
2016	\$ 15,320,619.36	\$ 696,172.36	\$ 2,664,645.01	\$ 18,681,436.73	\$ 187,834,419.67
2017	\$ 12,221,476.77	\$ 505,307.09	\$ 1,974,982.37	\$ 14,701,766.23	\$ 183,854,749.17
	\$ 111,795,850.94	\$ 8,046,246.74	\$ 31,002,525.50	\$ 202,536,185.90	

LICENSING SUMMARY

Location	Key Employee	PMO	Total
Catoosa	991	395	1,386
Catoosa - SS	8	1	9
CNGC	-	62	62
Corporate	86	120	206
Ft. Gibson	77	35	112
Grove	94	41	135
Ramona	74	39	113
Roland	223	102	325
Sallisaw	73	41	114
SCC	65	33	98
Tahlequah	114	67	181
WSS	429	164	593
TOTALS	2,234	1,100	3,334

VENDOR LICENSES

Entity	Class A	Class C	Exempt	Total
Companies	100	-		100
Individuals	805	-	-	805

GAMING MACHINES

Vendor	Catoosa	Cat SS	Ft. Gibson	Roland	Sallisaw	WSS	Ramona	Tahl.	SCV	Grove	Totals
CLASS II											
AGS	-	-	-	-	-	16	-	22	-	-	38
Bally	-	-	-	8	-	-	-	-	-	-	8
Cadillac Jack	20	-	6	8	-	-	-	8	-	-	42
Eclipse	-	-	-	-	-	-	-	27	-	-	27
GTAG/WMS	13	-	-	-	-	-	-	-	-	-	13
Multimedia	-	-	-	16	4	-	-	-	-	20	40
Nova	-	-	-	-	-	-	-	8	-	-	6
VGT	916	52	212	320	110	610	188	141	118	139	2,806
Sub-Total	949	52	218	352	114	626	188	206	118	159	2,982
COMPACT											
AGS	51	4	22	31	10	16	19	4	8	22	187
Ainsworth	54	-	6	19	12	51	-	14	8	16	180
Aristocrat	132	10	34	40	6	120	24	11	16	35	428
Aruze	46	-	4	24	-	30	8	10	14	12	148
Bally	249	6	60	94	24	205	53	46	30	55	822
Cadillac Jack	10	-	-	-	-	6	-	-	-	-	16
IGT	454	3	72	115	58	291	58	71	40	78	1,240
Incredible Technologies	23	-	10	8	-	15	6	9	6	-	77
Konami	80	-	24	36	12	78	27	23	16	8	304
Multimedia	61	-	14	35	6	65	24	14	14	4	237
Nova	6	-	-	8	-	-	8	-	8	-	30
Speilo	20	-	4	14	-	17	6	-	-	-	61
VGT	-	-	-	-	-	-	-	-	-	-	-
WMS	195	7	14	70	15	104	34	5	22	8	474
Sub-Total	1,381	30	264	494	143	998	267	207	182	238	4,204
Grand Total	2,330	82	482	846	257	1,624	455	413	300	397	7,186
Class II	949	52	218	352	114	626	188	206	118	159	2,982
% of floor	40.73%	63.41%	45.23%	41.61%	44.36%	38.55%	41.32%	49.88%	39.33%	40.05%	41.50%
Compact	1,381	30	264	494	143	998	267	207	182	238	4,204
% of floor	59.27%	36.59%	54.77%	58.39%	55.64%	61.45%	58.68%	50.12%	60.67%	59.95%	58.50%
TOTAL	2,330	82	482	846	257	1,624	455	413	300	397	7,186

CARD / TABLE GAMES

Card & Table Games				
Game	Catoosa	Roland	WSS	Total
Poker	14	-	8	22
3-Card Poker	1	1	1	3
Prog. 3-Card Poker	1	-	-	1
Blazin' 7's	-	1	1	2
Mississippi Stud Prog	1	-	1	2
WPT Heads Up Hold	2	1	-	3
Progressive UTH	3	1	3	7
Blackjack	14	2	6	22
FreeBet Blackjack	3	1	1	5
21 + 3	5	1	4	10
Bonus Roulette	3	1	1	5
Bonus Craps	1	-	-	1
TOTAL	48	9	26	83

HUMAN RESOURCES

October 2017

NASON MORTON, EXECUTIVE DIRECTOR
Extension 5682

Human Resources is currently working on the revision of Cherokee Nation Human Resources Policies and Procedures (CNHRPP), Chapter III, portions of Chapter II and portions of Chapter V. Benefits. As of October 23, 2017 the total number of Employees is 3625. Of those employees, 2986 are Cherokee and 263 are members of another Federally recognized tribe.

EMPLOYMENT

Processed	Monthly	YTD
Number of Employees Hired	32	408
% of Cherokees Hired	81	76
% of Indians Hired	3	7
# of Applications Received	208	3910
# of Interview Panels Sent	55	658

COMPENSATION

Processed	Monthly	YTD
# of Terminations	18	311
# of Voluntary Terminations	11	252
# of Involuntary Terminations	7	59

BENEFITS

Processed	Monthly	YTD
Educational Reimbursement Requests	3	40
401(k) Distributions	40	501
401(k) Loans	17	223
401(k) Hardship	0	40
FMLA	33	376
COBRA	32	485
Short Term Disability	24	142

EMPLOYEE RELATIONS & DEVELOPMENT

Orientations/Trainings Presented	Monthly	YTD
Trainings Presented	28	261

Cherokee Nation Election Commission

P.O. Box 1188, Tahlequah, OK 74465-1188

Email: election-commission@cherokee.org

Website: www.cherokee.org/elections



Phone: 918-458-5899

Toll Free: 1-800-353-2859

Fax: 918-458-6101

Rules Report October 2017

- I. Budget Highlights**
 - a.) FY 18 budget is being implemented for use in the 2018 fiscal year.

- II. Program Highlights**
 - a.) Statistical reports Attached

- III. Accomplishments**
 - a.) CNEC hired a new Administrator Marcus Fears, promoted Kendal Bishop from Clerk 2 to Clerk 3, and Charlene Keys as Clerk 2.
 - b.) CNEC has stayed current with monthly Tribal Registration deceased and relinquished citizen listings.
 - c.) The CNEC office has attended community meetings. With the new staff we will be attending more community events for voter outreach and voter education. Working with the Cherokee People is very rewarding.

- IV. Future Plans and Initiatives**
 - a.) The CNEC office will be working and preparing for the 2019 election cycle.
 - b.) Continue to update and correct the voter's addresses in the database of the Election Commission.
 - c.) Training the new staff of the Election Commission.

Date Range: 10/01/2017 - 10/23/2017

Applications Received

Voter Registration Applications	87
Absentee Applications	0
Total	87

Registration Applications Rejected

Insufficient Address	1
Legacy	0
No Roll Number	1
Not Signed	1
Under Age	0
Total	3

Deleted Registrations

Duplicate	0
Freedmen	0
Inactive	0
Voter Deceased	22
Voter Relinquished	0
Total	22

Registration Status Changes

Deleted Restored	1
Total	1

<u>District</u>	<u>Precinct</u>	<u>Voters</u>
District No. 1	Hulbert	1,139
	Okay	291
	Tahlequah (1)	1,486
Total for District		2,916
District No. 2	Briggs	199
	Lowrey	217
	Tahlequah (2)	2,359
Total for District		2,775
District No. 3	Keys	761
	Tahlequah (3)	1,702
Total for District		2,463
District No. 4	Ft. Gibson	1,103
	Muskogee	493
	Warner	722
Total for District		2,318
District No. 5	Gore	295
	Sallisaw (5)	558
	Vian	1,132
Total for District		1,985
District No. 6	Belfonte	116
	Marble City	174
	Muldrow	1,528
	Sallisaw (6)	1,386
Total for District		3,204
District No. 7	Cave Springs	279
	Chewey	89
	Stilwell (7)	2,581
	Westville (7)	773
Total for District		3,722
District No. 8	Bell	213
	Stilwell (8)	962
	Westville (8)	380
Total for District		1,555
District No. 9	Jay (9)	689
	Kansas	1,267

Chronicle- Voter Registration by District and Precinct

10/23/2017 2:00 PM

District	Precinct	Voters
District No. 9	Kenwood	129
	Salina (9)	532
Total for District		2,617
District No. 10	Afton	580
	Grove	701
	Jay (10)	744
	Pryor (10)	525
	Salina (10)	199
	Spavinaw	144
Total for District		2,893
District No. 11	S. Coffeyville	410
	Vinita	1,684
	Welch	127
Total for District		2,221
District No. 12	Bartlesville	1,542
	Nowata	685
	Skiatook	110
Total for District		2,337
District No. 13	Catoosa	335
	Collinsville	961
	Tulsa	1,806
Total for District		3,102
District No. 14	Chelsea	526
	Claremore (14)	2,362
	Oologah	380
Total for District		3,268
District No. 15	Claremore (15)	791
	Locust Grove	861
	Pryor (15)	825
	Salina (15)	49
Total for District		2,526
At Large	At Large	28,739
Total for District		28,739
Grand Total		68,641